

## 1. Photographs of Conducted Emissions Test Configuration

Test Mode: Mode 2

**FRONT VIEW**




**REAR VIEW**



## 2. Photographs of Radiated Emissions Test Configuration

Test Configuration: 30MHz~1GHz / Test Mode: Mode 1

**FRONT VIEW**




**REAR VIEW**




Test Configuration: Above 1GHz

For Radiated Emission:

FRONT VIEW




REAR VIEW




For Band Edge Emission:

FRONT VIEW



REAR VIEW



————THE END————