

Fan lamp installation instruction manual

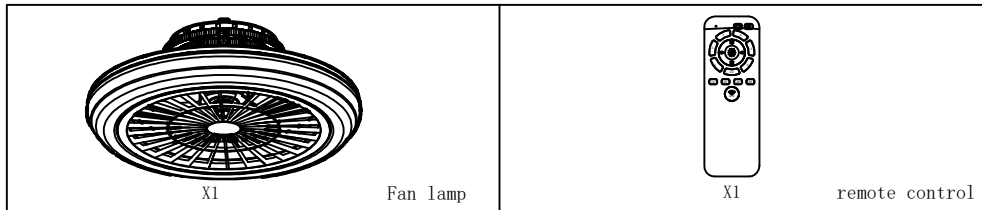
Thank you for purchasing and using our products!

In order to ensure safe use, please entrust qualified electrician to install, check boards and maintain.

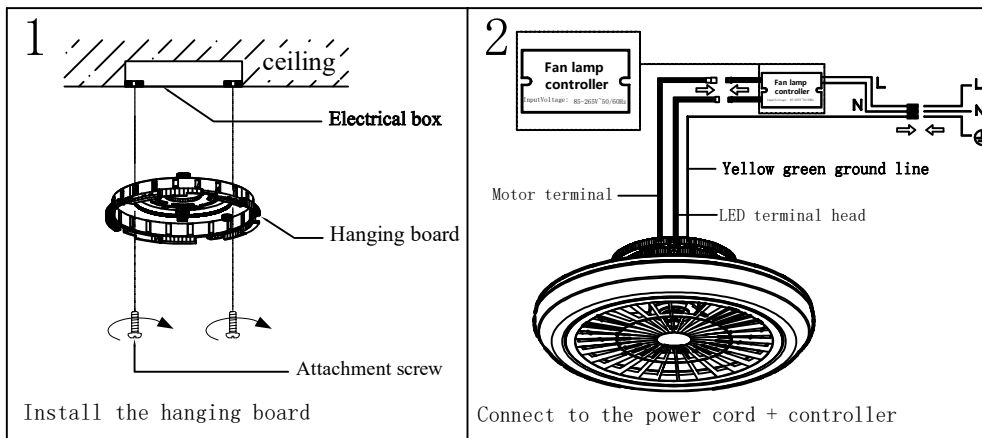
I : matters need attention

1. The input current of this product is AC 85-220V / 60Hz.
2. If you lack the knowledge of electrical appliances, be sure to ask a qualified professional electrician to install them for you.
3. In order to ensure safety, the height of the fan blade from the ground should be greater than 230cm.
4. Before installation, please turn off the power supply. The installation must be installed in order of ground wire /live wire neutral wire and the disassembly must be installed in order of neutral wire/ live wire / ground wire to avoid electric shock.
5. When installing, the screws of each part shall be locked.
6. When the fan is rotating, not any object should touch the blade to avoid danger.
7. For daily cleaning, you can use a damp cloth to wipe the surface don't use corrosive chemicals.
8. The fan blades can also be be disassembled directly, convenient for cleaning.
9. In case of any accident, disconnect the power first, then ask an electrician to check and fix it.

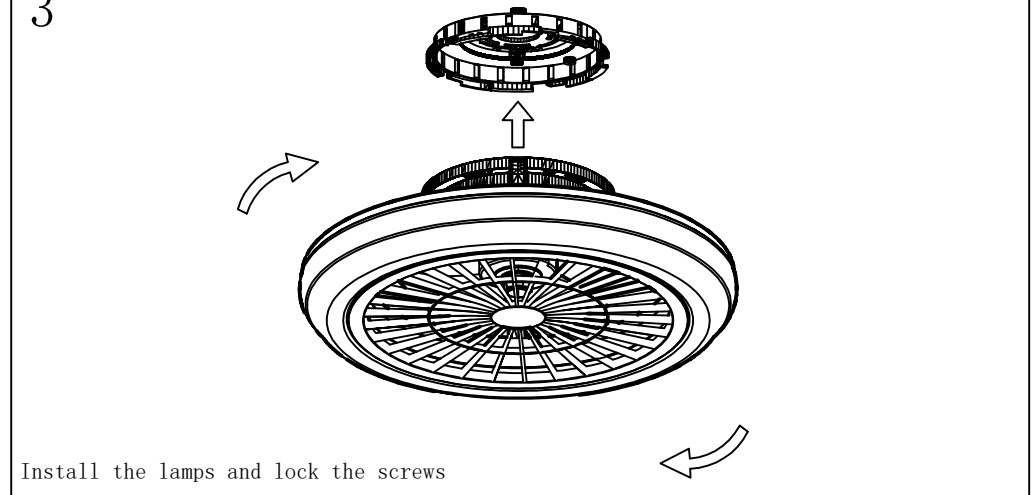
II: Packing List



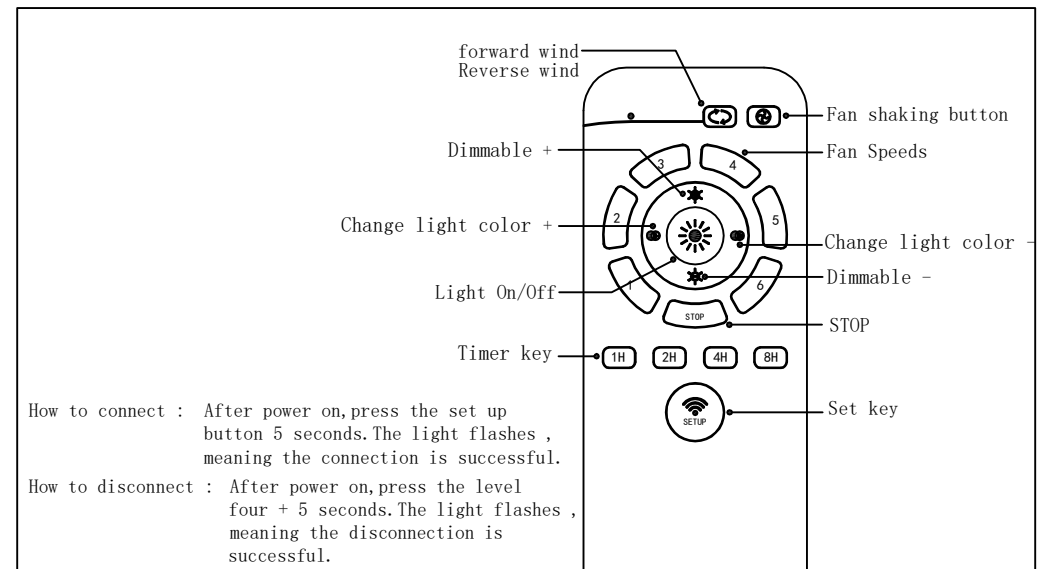
III: Installation



3



IV: Remote control instructions



Note: The important warnings and instructions indicated in this manual are not guaranteed to cover all possible conditions and situations that may occur. It must be understood that common sense, precaution, and care are factors that cannot be included in all products. These factors can and must only be provided by the user who maintains and enjoys this fan.

FCC Requirement

changes or modifications not expressly approved by the party responsible for compliance could void the user's authority to operate the equipment.

This device complies with Part 15 of the FCC Rules. Operation is subject to the following two conditions:

- (1) this device may not cause harmful interference, and
- (2) this device must accept any interference received, including interference that may cause undesired operation.

Note: This equipment has been tested and found to comply with the limits for a Class B digital device, pursuant to Part 15 of the FCC Rules. These limits are designed to provide reasonable protection against harmful interference in a residential installation. This equipment generates, uses, and can radiate radio frequency energy, and if not installed and used in accordance with the instructions, may cause harmful interference to radio communications. However, there is no guarantee that interference will not occur in a particular installation. If this equipment does cause harmful interference to radio or television reception, which can be determined by turning the equipment off and on, the user is encouraged to try to correct the interference by one or more of the following measures:

- Reorient or relocate the receiving antenna.
- Increase the separation between the equipment and receiver.
- Connect the equipment into an outlet on a circuit different from that to which the receiver is connected.
- Consult the dealer or an experienced radio/TV technician for help.