


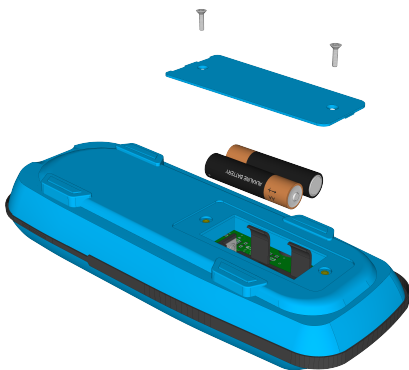
5	Fully depress the piston to inject the calibrated volume	
---	--	---

2) Battery life and change

Battery life of trikloram:

Trikloram has an expected operating time of 100h (screen backlight off). Beyond that, it is advisable to change the batteries.

Changing the batteries of trikloram:

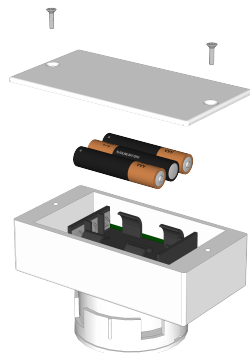
N°	Action	Picture
1	Unscrew the 2 screws of the hood, change the batteries and screw the hood	

Battery life of the dosimeter:

The dosimeter has an expected life of 1200h. Beyond that, it is advisable to change the batteries.

This represents about 300 samples of 4h per year.

Changing the batteries of the sampling device:

N°	Action	Picture
1	Unscrew the 2 screws of the hood, change the batteries and screw the hood	

ix. Maintenance

ASS Code: SAV0017

The trikloram and the sampling device must be returned once a year to Syclope Electronic for a complete revision.

The devices will be checked, cleaned and calibrated according to the following steps:

- Cleaning the sampling device
- Changing the filter of the sampling device
- Changing the batteries
- Calibration of electronics
- Verification of the correct functioning of the devices

General information:

SYCLOPE Electronique 2018® User guide of the 28/02/2019 Rev 1.1

Analysis kit for Trichloramine on the air

User guide for sampling and analysis of the Trichloramine on the air
(Ref : DOC0416)

Editor:



SYCLOPE Electronique S.A.S.

Z.I. Aéroport pyrénées

Rue du Bruscos

64 230 SAUVAGNON - France –

Tel : (33) 05 59 33 70 36

Fax : (33) 05 59 33 70 37

Email : syclope@syclope.fr

Internet : <http://www.syclope.fr>

© 2018 by SYCLOPE Electronique S.A.S.

Subject to modification