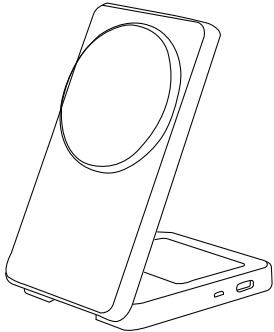
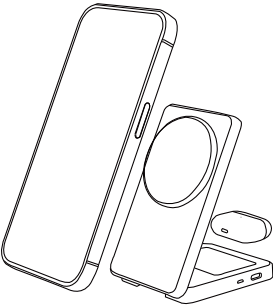

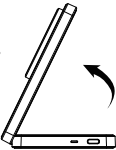
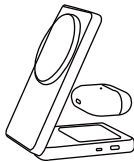
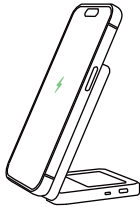




三合一磁吸折叠无线充电器(M33A说明书设计文件)

<div>Folding magnetic Wireless Charging stand</div> <div>Model: M33A</div> <div></div> <div>User Manual</div> <div>Thank you for choosing the 2 in 1 Magnetic Wireless Charging Station. Please read this user manual carefully before use and keep this manual in a safe place for future reference.</div>	<div>For charging results, use the included adapter or another high quality 20W adapter.</div> <div></div> <div>Specifications<ul style="list-style-type: none">• 2 in 1 Magnetic Folding Wireless Charging Stand• Input: 9V=2A• Phone output: 15W Max• Earphone output: 5W Max• USB-C interface</div>	<div>Folding tips</div> <div><div>Currently in fully folded condition (suitable for carrying).</div></div> <div><div>Lift in the direction of the arrow to 65° (to get the best view).</div></div>	<div>Charge phone only Charge Earphones only</div> <div></div>
<div>Compatible Devices</div> <div>•(Magnetic)iPhone 16 Pro Max/16 Pro/16 Plus/16/15 Pro Max/15 Pro/15 Plus/15/14 Pro Max/14 Pro/14 Plus/14/13 Pro Max/13 Pro/13 Plus/13/12 Pro Max/12 Pro/12 /12mini AirPods Pro 2nd Generation/AirPods 4/AirPods 3/ AirPods Pro MagSafe/AirPods Pro/AirPods 2nd Generation.</div> <div>Please use a magnetic case to charge your phone</div> <div>Please Note:<div>1. Only use certified QC 3.0/PD Charging Wall Adapter to charge the device, do not plug into computer USB port or any other non-certified USB port. 2. Place your Qi-enabled device accurately in the wireless charging area when charging. 3. a QC 3.0/PD adapter is required when charging mobile phones can be quickly charged 4. Make sure to disconnect the device from power when cleaning. 5. It is normal and safe to hear a humming noise when very close to the charger. It means that this wireless charger is adjusting its temperature to achieve a more efficient charging speed. 6. If your device can not be fully charged, this may due to high environmental temperature, please recharge after the temperature is lowered. Our charger has temperature control to safeguard your device when charging.</div></div>	<div>Important Safety Instructions</div> <div><ul style="list-style-type: none">• Do not store device in high-temperature environment, including heat caused by intense sunlight or other forms of heat.• Do not place device in fire or other excessively hot environments. Exposure to fire or temperature above 212°F(100C) may cause explosion.• Do not use the wireless charger in excess of its output rating. Over loading outputs above rating may result in a risk of fire or injury to persons.• Do not expose the wireless charger to rain or snow.• Do not modify, repair or disassemble the unity, if so, please contact the manufacturer. Switch off the wireless charger when not in use. The wireless charger will automatically switch off when disconnected from its wall charger.</div>	<div>FCC Warning</div> <div>This device complies with part 15 of the FCC Rules. Operation is subject to the following two conditions:(1) This device may not cause harmful interference, and (2) this device must accept any interference received, including interference that may cause undesired operation. Any Changes or modifications not expressly approved by the party responsible for compliance could void the user's authority to operate the equipment</div> <div>This equipment has been tested and found to comply with the limits for a Class B digital device, pursuant to part 15 of the FCC Rules. These limits are designed to provide reasonable protection against harmful interference in a residential installation. This equipment generates uses and can radiate radio frequency energy and, if not installed and used in accordance with the instructions, may cause harmful interference to radio communications. However, there is no guarantee that interference will not occur in a particular installation. If this equipment does cause harmful interference to radio or television reception, which can be determined by turning the equipment off and on, the user is encouraged to try to correct the interference by one or more of the following measures:</div> <div><div>CEFCRoHS</div><div>Made In China</div></div>	<div><ul style="list-style-type: none">• Reorient or relocate the receiving antenna.• Increase the separation between the equipment and receiver.• Connect the equipment into an outlet on a circuit different from that to which the receiver is connected.Consult the dealer or an experienced radio/TV technician for help. FCC RF exposure statement: The equipment complies with FCC radiation exposure limits set forth for an uncontrolled environment. This equipment should be installed and operated with minimum distance between 20cm the radiator your body.</div>

材质:128铜板
成品尺寸:60*85*mm

深圳市亿锋智能技术有限公司

物料名称:说明书(符合RoHS标准)

产品名称	产品工程师	设计者
三合一磁吸折叠无线充电器	詹剑锋	姜莉

