Mode	27	
	Harmonic	
	U-NII-2A_5.47-5.725_ 802.11ac VHT80_CH58_5290MHz	
Pol.	Horizontal	Vertical
Peak Avg	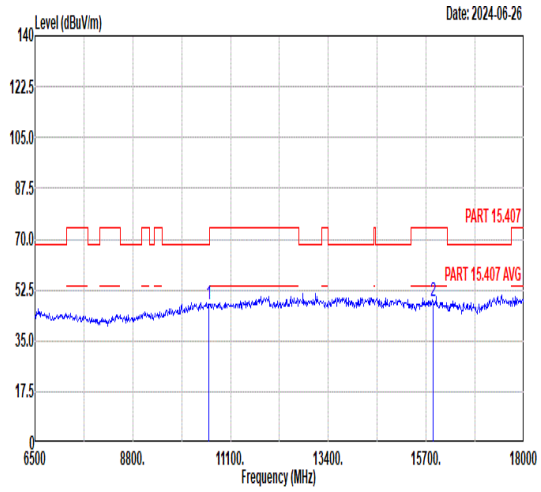 Freq Level Limit Line Margin Read Level Ant Factor Cable Loss Preamp Factor APos TPos Remark MHz dBuV/m dBuV/m dB dBuV dB/m dB dB cm deg 1 10580.00 47.62 68.30 -20.68 57.97 37.52 10.89 58.76 -- -- Peak 2 15870.00 48.56 74.00 -25.44 55.92 39.20 12.71 59.27 -- -- Peak	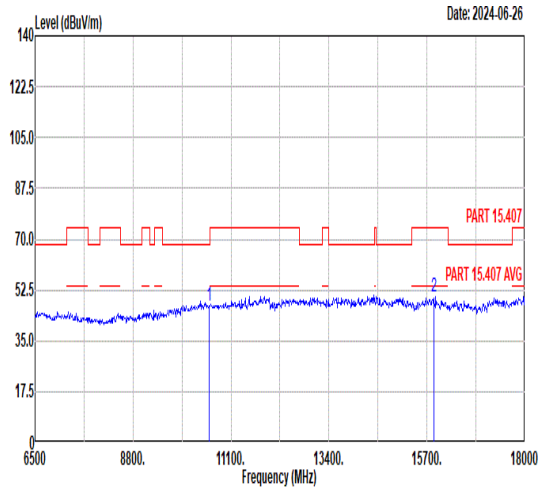 Freq Level Limit Line Margin Read Level Ant Factor Cable Loss Preamp Factor APos TPos Remark MHz dBuV/m dBuV/m dB dBuV dB/m dB dB cm deg 1 10580.00 47.05 68.30 -21.25 57.40 37.52 10.89 58.76 -- -- Peak 2 15870.00 50.06 74.00 -23.94 57.42 39.20 12.71 59.27 -- -- Peak

Mode	28	
	Band Edge - L	
	U-NII-2C_5.47-5.725_ 802.11ac VHT80_CH106_5530MHz	
Pol.	Horizontal	Fundamental
Peak	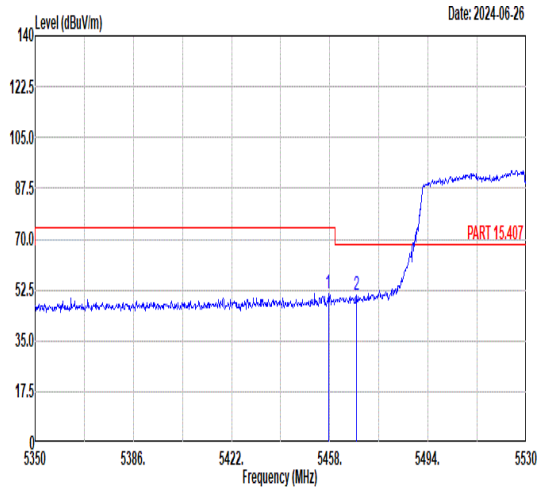 Freq Level Limit Line Margin Read Level Ant Factor Cable Loss Preamp Factor APos TPos Remark MHz dBuV/m dBuV/m dB dBuV dB/m dB dB cm deg 1 5457.46 51.49 74.00 -22.51 40.73 34.86 8.41 32.51 394 69 PEAK 2 5467.72 50.50 68.30 -17.80 39.74 34.87 8.40 32.51 394 69 PEAK	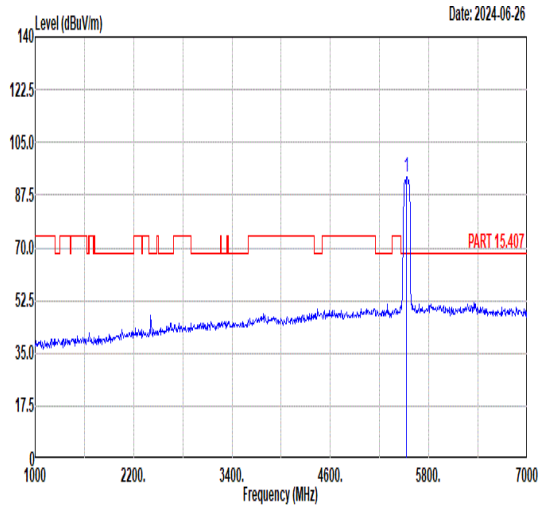 Freq Level Limit Line Margin Read Level Ant Factor Cable Loss Preamp Factor APos TPos Remark MHz dBuV/m dBuV/m dB dBuV dB/m dB dB cm deg 1 5530.00 93.65 ------ ------ 82.92 34.92 8.31 32.50 394 69 PEAK
Avg	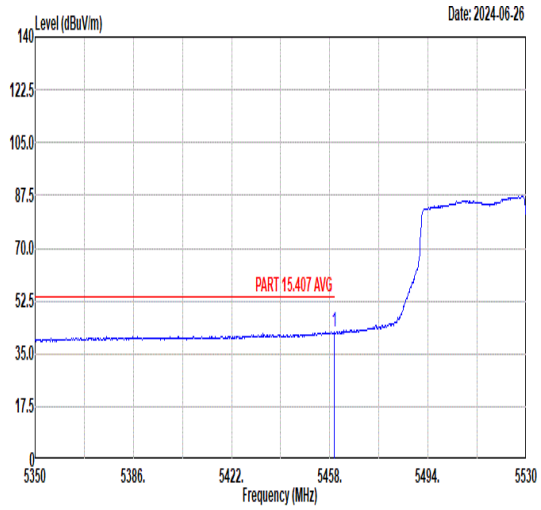 Freq Level Limit Line Margin Read Level Ant Factor Cable Loss Preamp Factor APos TPos Remark MHz dBuV/m dBuV/m dB dBuV dB/m dB dB cm deg 1 5459.62 42.41 54.00 -11.59 31.65 34.86 8.41 32.51 394 69 AVERAGE	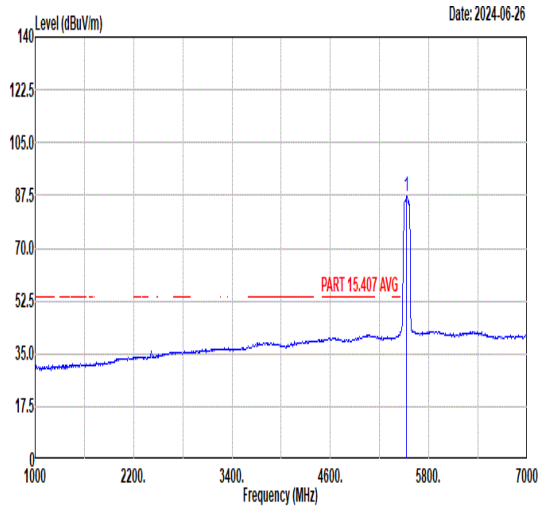 Freq Level Limit Line Margin Read Level Ant Factor Cable Loss Preamp Factor APos TPos Remark MHz dBuV/m dBuV/m dB dBuV dB/m dB dB cm deg 1 5530.00 87.16 ------ ------ 76.42 34.92 8.32 32.50 394 69 AVERAGE

Mode	28	
	Band Edge - R	
	U-NII-2C_5.47-5.725_ 802.11ac VHT80_CH106_5530MHz	
Pol.	Horizontal	Fundamental
Peak	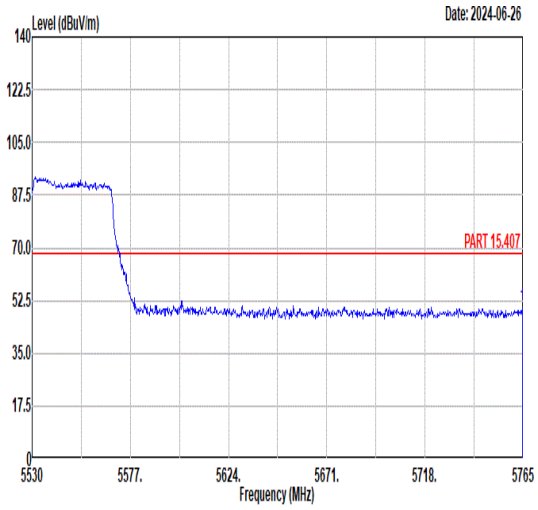 Freq Level Limit Line Margin Read Level Ant Factor Cable Loss Preamp Factor APos TPos Remark MHz dBuV/m dBuV/m dB dBuV dB/m dB dB cm deg 1 5764.53 50.29 68.30 -18.01 38.91 35.06 8.82 32.50 394 69 PEAK	Blank

Mode	28	
	Band Edge - L	
	U-NII-2C_5.47-5.725_ 802.11ac VHT80_CH106_5530MHz	
Pol.	Vertical	Fundamental
Peak	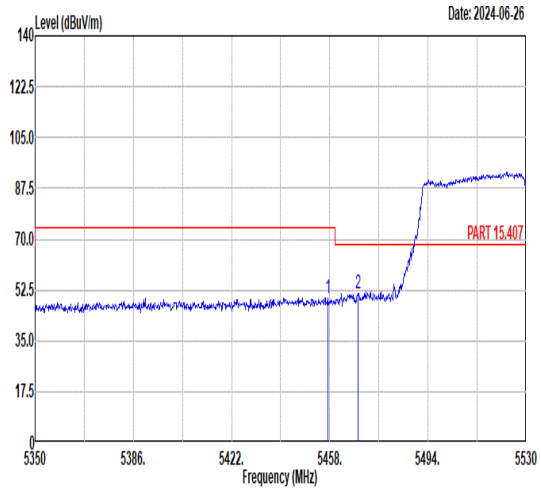 Freq Level Limit Line Margin Read Level Ant Factor Cable Loss Preamp Factor APos TPos Remark MHz dBuV/m dBuV/m dB dBuV dB/m dB dB cm deg 1 5457.28 49.80 74.00 -24.20 39.04 34.86 8.41 32.51 389 196 PEAK 2 5468.44 51.42 68.30 -16.88 40.66 34.87 8.40 32.51 389 196 PEAK	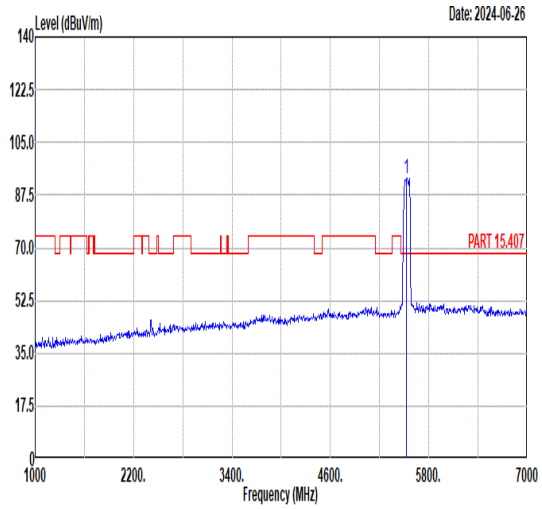 Freq Level Limit Line Margin Read Level Ant Factor Cable Loss Preamp Factor APos TPos Remark MHz dBuV/m dBuV/m dB dBuV dB/m dB dB cm deg 1 5530.00 93.03 ------ ------ 82.30 34.91 8.32 32.50 389 196 PEAK
Avg	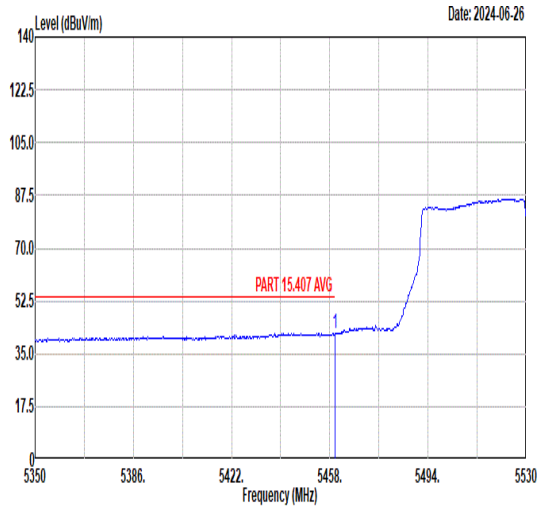 Freq Level Limit Line Margin Read Level Ant Factor Cable Loss Preamp Factor APos TPos Remark MHz dBuV/m dBuV/m dB dBuV dB/m dB dB cm deg 1 5459.98 41.99 54.00 -12.01 31.23 34.86 8.41 32.51 389 196 AVERAGE	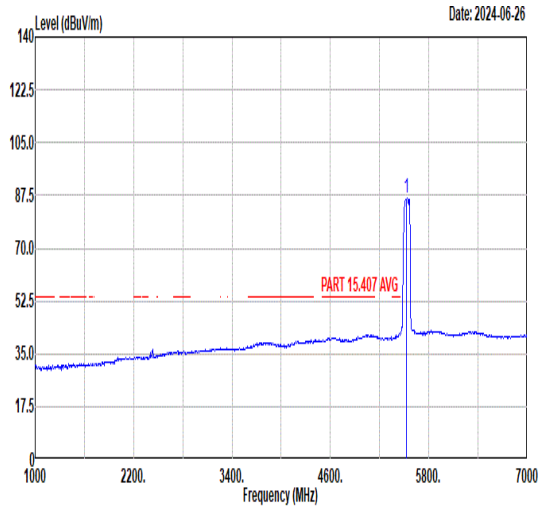 Freq Level Limit Line Margin Read Level Ant Factor Cable Loss Preamp Factor APos TPos Remark MHz dBuV/m dBuV/m dB dBuV dB/m dB dB cm deg 1 5530.00 86.57 ------ ------ 75.84 34.92 8.31 32.50 389 196 AVERAGE

Mode	28	
	Band Edge - R	
	U-NII-2C_5.47-5.725_ 802.11ac VHT80_CH106_5530MHz	
Pol.	Vertical	Fundamental
Peak	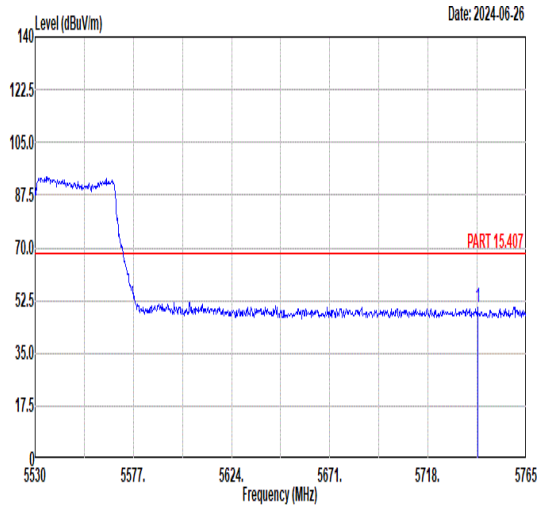 Freq Level Limit Line Margin Read Level Ant Factor Cable Loss Preamp Factor APos TPos Remark MHz dBuV/m dBuV/m dB dBuV dB/m dB dB cm deg 1 5741.74 50.28 68.30 -18.02 39.00 35.04 8.74 32.50 389 196 PEAK	Blank

Mode	28	
	Harmonic	
	U-NII-2C_5.47-5.725_ 802.11ac VHT80_CH106_5530MHz	
Pol.	Horizontal	Vertical
Peak Avg	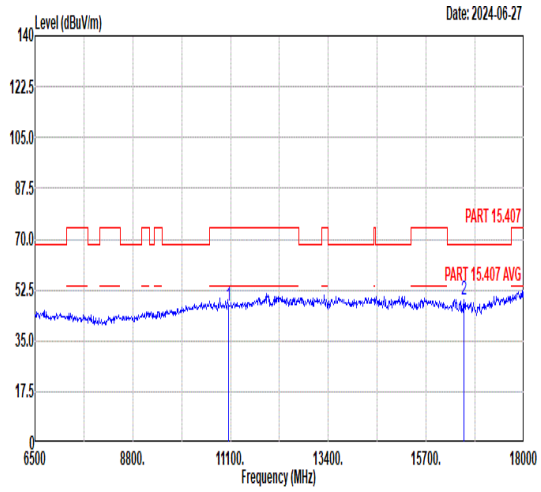 Freq Level Limit Line Margin Read Level Ant Factor Cable Loss Preamp Factor APos TPos Remark MHz dBuV/m dBuV/m dB dBuV dB/m dB dB cm deg 1 11060.00 46.98 74.00 -27.02 56.34 37.63 11.24 58.23 -- -- Peak 2 16590.00 48.92 68.30 -19.38 55.15 39.57 12.95 58.75 -- -- Peak	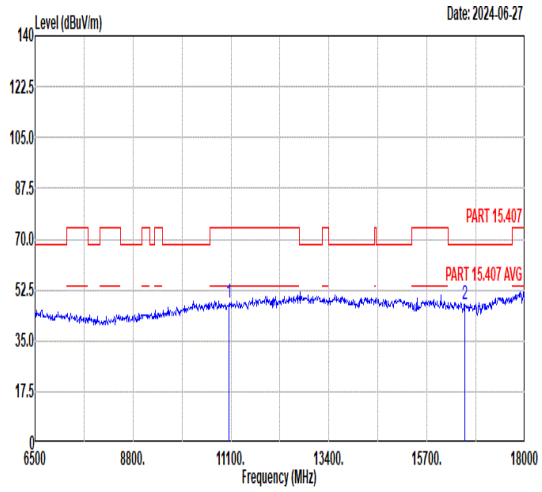 Freq Level Limit Line Margin Read Level Ant Factor Cable Loss Preamp Factor APos TPos Remark MHz dBuV/m dBuV/m dB dBuV dB/m dB dB cm deg 1 11060.00 47.94 74.00 -26.06 57.30 37.63 11.24 58.23 -- -- Peak 2 16590.00 47.47 68.30 -20.83 53.70 39.57 12.95 58.75 -- -- Peak

Mode	29	
	Band Edge - L	
	U-NII-2C_5.47-5.725_ 802.11ac VHT80_CH122_5610MHz	
Pol.	Horizontal	Fundamental
Peak	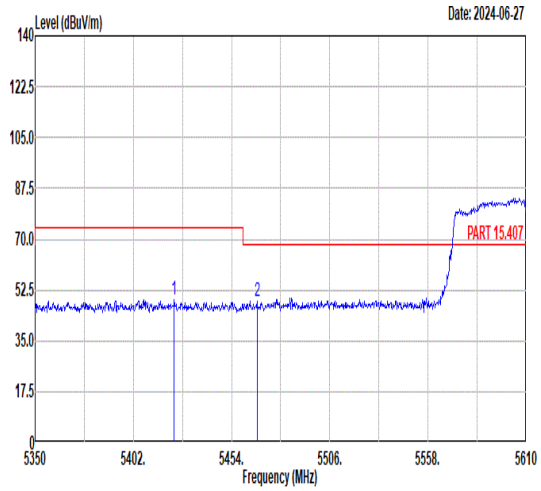 Freq Level Limit Line Margin Read Level Ant Factor Cable Loss Preamp Factor APos TPos Remark MHz dBuV/m dBuV/m dB dBuV dB/m dB dB cm deg 1 5423.58 49.00 74.00 -25.00 38.23 34.84 8.46 32.53 365 136 PEAK 2 5467.52 48.36 68.30 -19.94 37.60 34.87 8.40 32.51 365 136 PEAK	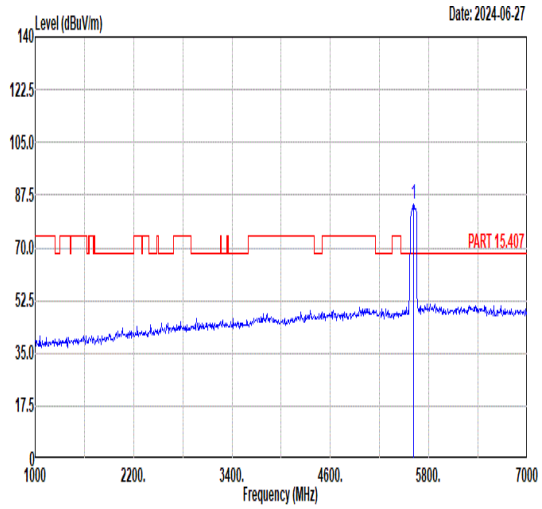 Freq Level Limit Line Margin Read Level Ant Factor Cable Loss Preamp Factor APos TPos Remark MHz dBuV/m dBuV/m dB dBuV dB/m dB dB cm deg 1 5610.00 84.60 ------ ------ 73.87 34.97 8.26 32.50 365 136 PEAK
Avg	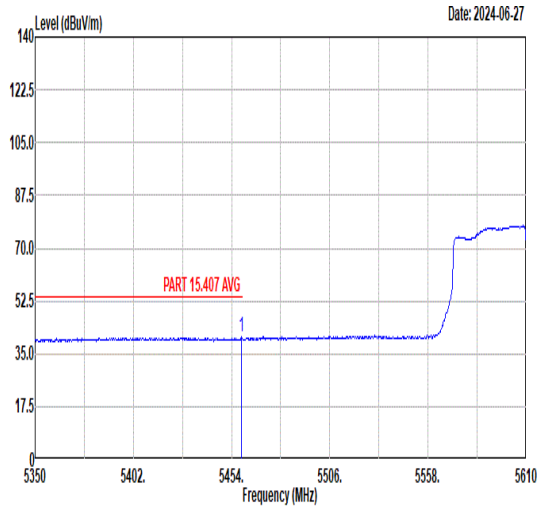 Freq Level Limit Line Margin Read Level Ant Factor Cable Loss Preamp Factor APos TPos Remark MHz dBuV/m dBuV/m dB dBuV dB/m dB dB cm deg 1 5459.20 40.45 54.00 -13.55 29.69 34.86 8.41 32.51 365 136 AVERAGE	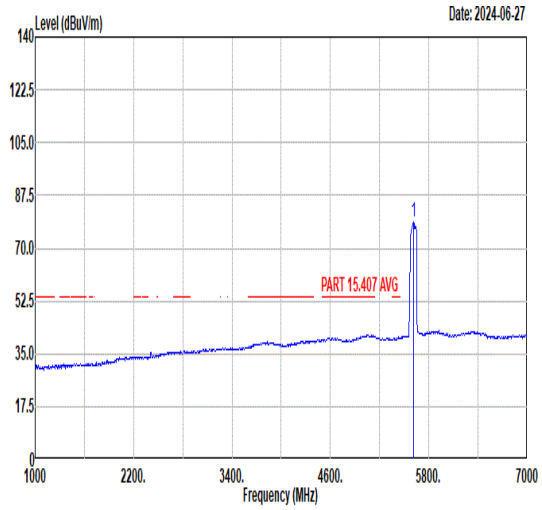 Freq Level Limit Line Margin Read Level Ant Factor Cable Loss Preamp Factor APos TPos Remark MHz dBuV/m dBuV/m dB dBuV dB/m dB dB cm deg 1 5610.00 78.60 ------ ------ 67.87 34.97 8.26 32.50 365 136 AVERAGE

Mode	29	
	Band Edge - R	
	U-NII-2C_5.47-5.725_ 802.11ac VHT80_CH122_5610MHz	
Pol.	Horizontal	Fundamental
Peak	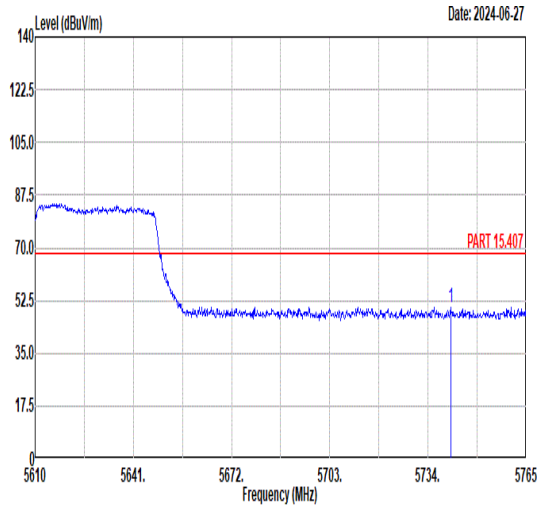 Freq Level Limit Line Margin Read Level Ant Factor Cable Loss Preamp Factor APos TPos Remark MHz dBuV/m dBuV/m dB dBuV dB/m dB dB cm deg 1 5741.13 50.04 68.30 -18.26 38.77 35.04 8.73 32.50 365 136 PEAK	Blank

Mode	29	
	Band Edge - L	
	U-NII-2C_5.47-5.725_ 802.11ac VHT80_CH122_5610MHz	
Pol.	Vertical	Fundamental
Peak	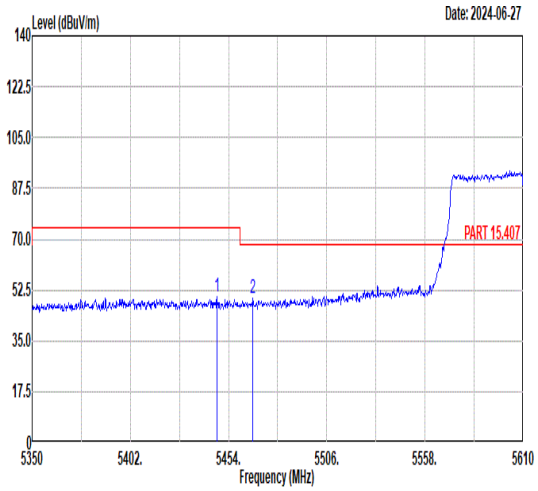 Freq Level Limit Line Margin Read Level Ant Factor Cable Loss Preamp Factor APos TPos Remark MHz dBuV/m dBuV/m dB dBuV dB/m dB dB cm deg 1 5447.76 50.18 74.00 -23.82 39.41 34.86 8.43 32.52 212 180 PEAK 2 5466.74 49.67 68.30 -18.63 38.91 34.87 8.40 32.51 212 180 PEAK	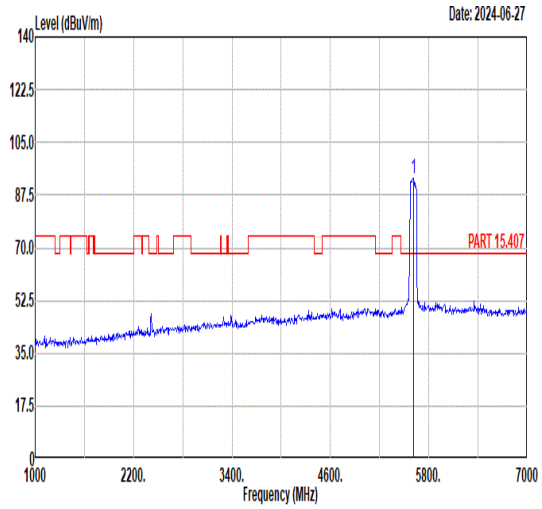 Freq Level Limit Line Margin Read Level Ant Factor Cable Loss Preamp Factor APos TPos Remark MHz dBuV/m dBuV/m dB dBuV dB/m dB dB cm deg 1 5610.00 93.19 ------ ------ 82.51 34.96 8.22 32.50 212 180 PEAK
Avg	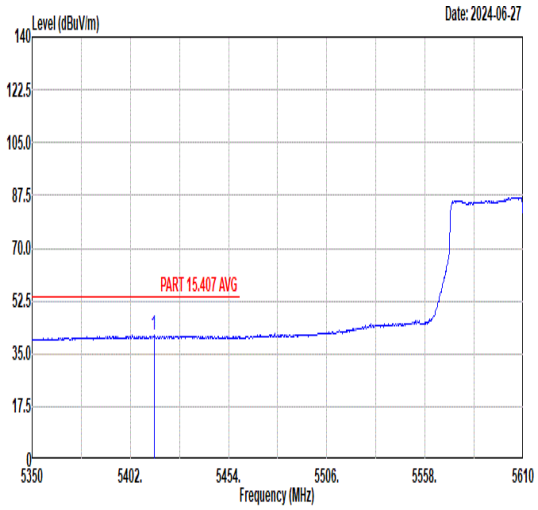 Freq Level Limit Line Margin Read Level Ant Factor Cable Loss Preamp Factor APos TPos Remark MHz dBuV/m dBuV/m dB dBuV dB/m dB dB cm deg 1 5414.48 41.15 54.00 -12.85 30.38 34.83 8.47 32.53 212 180 AVERAGE	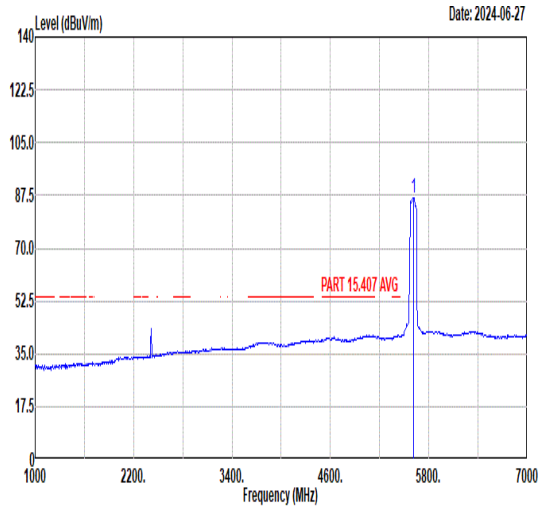 Freq Level Limit Line Margin Read Level Ant Factor Cable Loss Preamp Factor APos TPos Remark MHz dBuV/m dBuV/m dB dBuV dB/m dB dB cm deg 1 5610.00 86.73 ------ ------ 76.00 34.97 8.26 32.50 212 180 AVERAGE

Mode	29	
	Band Edge - R	
	U-NII-2C_5.47-5.725_ 802.11ac VHT80_CH122_5610MHz	
Pol.	Vertical	Fundamental
Peak	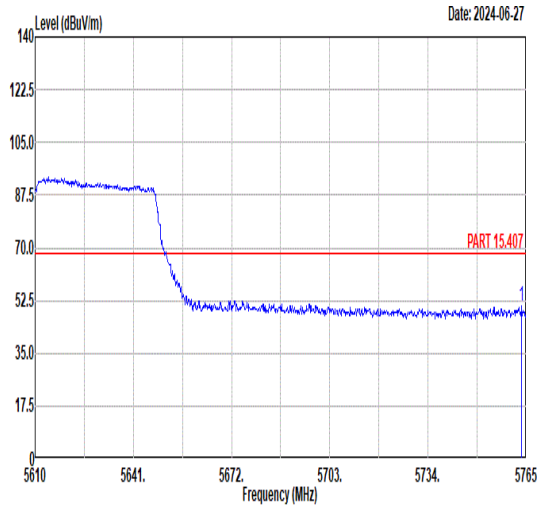 Freq Level Limit Line Margin Read Level Ant Factor Cable Loss Preamp Factor APos TPos Remark MHz dBuV/m dBuV/m dB dBuV dB/m dB dB cm deg 1 5763.61 50.51 68.30 -17.79 39.13 35.06 8.82 32.50 212 180 PEAK	Blank

Mode	29	
	Harmonic	
	U-NII-2C_5.47-5.725_ 802.11ac VHT80_CH122_5610MHz	
Pol.	Horizontal	Vertical
Peak Avg	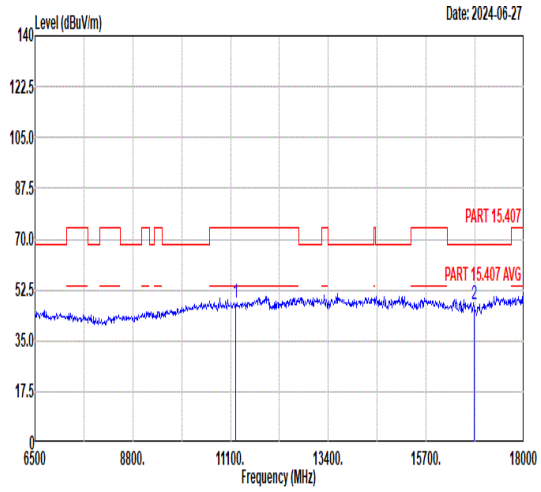 Freq Level Limit Line Margin Read Level Ant Factor Cable Loss Preamp Factor APos TPos Remark MHz dBuV/m dBuV/m dB dBuV dB/m dB dB cm deg 1 11220.00 48.05 74.00 -25.95 57.09 37.69 11.32 58.05 -- -- Peak 2 16830.00 47.33 68.30 -20.97 53.00 39.76 13.05 58.48 -- -- Peak	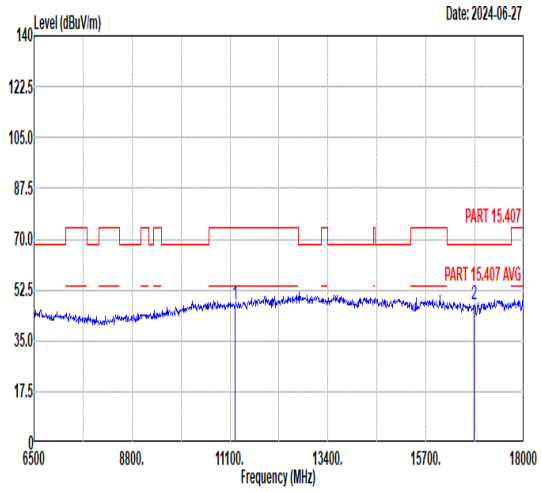 Freq Level Limit Line Margin Read Level Ant Factor Cable Loss Preamp Factor APos TPos Remark MHz dBuV/m dBuV/m dB dBuV dB/m dB dB cm deg 1 11220.00 47.69 74.00 -26.31 56.73 37.69 11.32 58.05 -- -- Peak 2 16830.00 47.72 68.30 -20.58 53.39 39.76 13.05 58.48 -- -- Peak

Mode	30	
	Band Edge	
	U-NII-3_5.725-5.85_802.11a_CH149_5745MHz	
Pol.	Horizontal	Fundamental
Peak	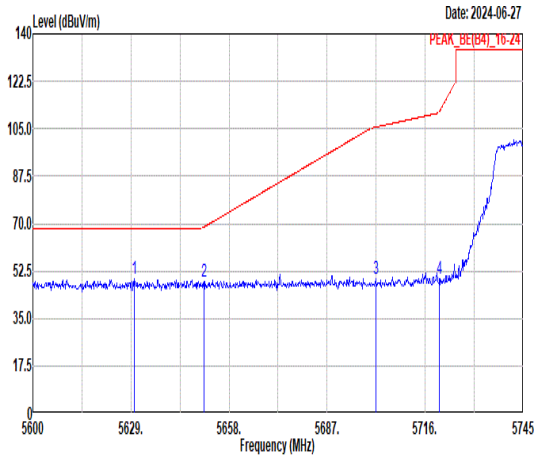 Freq Level Limit Line Margin Read Level Ant Factor Cable Loss Preamp Factor APos TPos Remark MHz dBuV/m dBuV/m dB dBuV dB/m dB dB cm deg 1 5630.02 49.48 68.30 -18.82 38.68 34.98 8.32 32.50 365 133 PEAK 2 5650.61 48.51 68.75 -20.24 37.62 34.99 8.40 32.50 365 133 PEAK 3 5701.36 49.78 105.58 -55.80 38.67 35.02 8.59 32.50 365 133 PEAK 4 5720.21 49.57 111.27 -61.70 38.38 35.03 8.66 32.50 365 133 PEAK	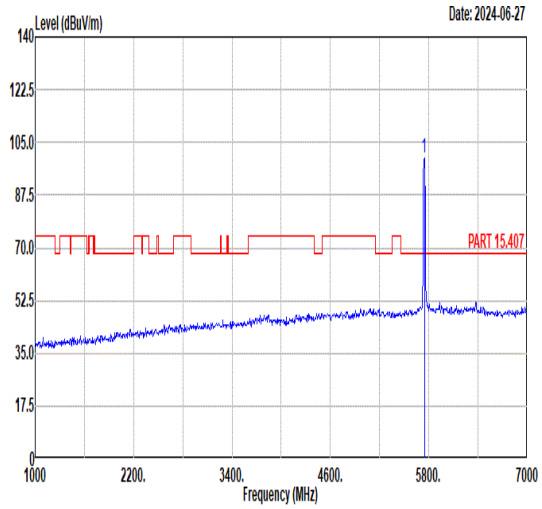 Freq Level Limit Line Margin Read Level Ant Factor Cable Loss Preamp Factor APos TPos Remark MHz dBuV/m dBuV/m dB dBuV dB/m dB dB cm deg 1 5745.00 100.02 ------ ------ 88.72 35.05 8.75 32.50 365 133 PEAK
Avg	Blank	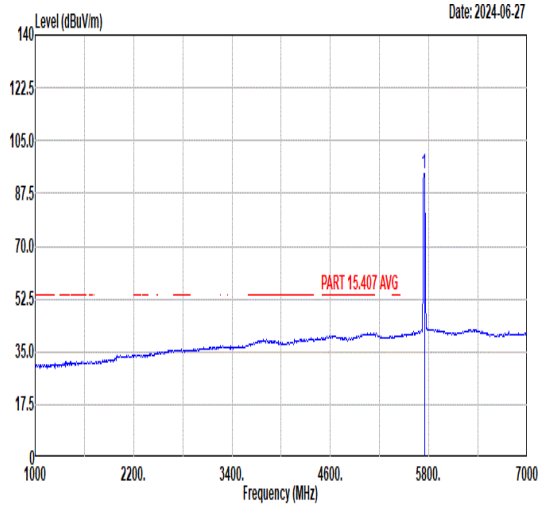 Freq Level Limit Line Margin Read Level Ant Factor Cable Loss Preamp Factor APos TPos Remark MHz dBuV/m dBuV/m dB dBuV dB/m dB dB cm deg 1 5745.00 94.27 ------ ------ 82.97 35.05 8.75 32.50 365 133 AVERAGE

Mode	30	
	Band Edge	
	U-NII-3_5.725-5.85_802.11a_CH149_5745MHz	
Pol.	Vertical	Fundamental
Peak	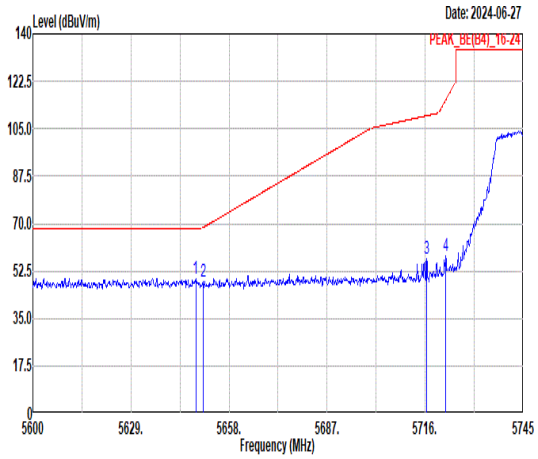 Freq Level Limit Line Margin Read Level Ant Factor Cable Loss Preamp Factor APos TPos Remark MHz dBuV/m dBuV/m dB dBuV dB/m dB dB cm deg 1 5648.14 49.85 68.30 -18.45 38.97 34.99 8.39 32.50 288 181 PEAK 2 5650.32 48.69 68.53 -19.84 37.80 34.99 8.40 32.50 288 181 PEAK 3 5716.44 56.95 109.80 -52.85 45.78 35.03 8.64 32.50 288 181 PEAK 4 5722.09 57.91 115.57 -57.66 46.72 35.03 8.66 32.50 288 181 PEAK	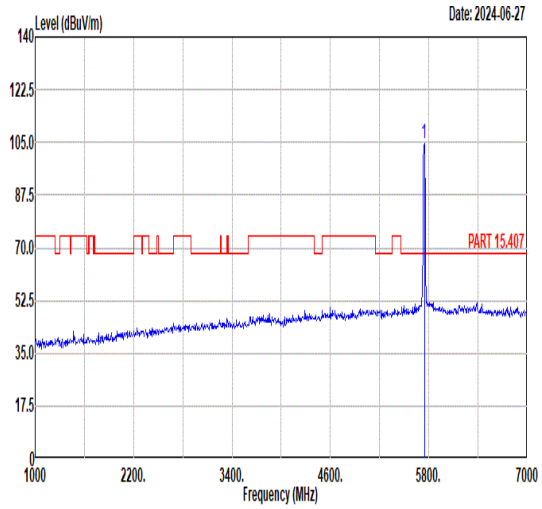 Freq Level Limit Line Margin Read Level Ant Factor Cable Loss Preamp Factor APos TPos Remark MHz dBuV/m dBuV/m dB dBuV dB/m dB dB cm deg 1 5745.00 104.69 ------ ------ 93.39 35.05 8.75 32.50 288 181 PEAK
Avg	Blank	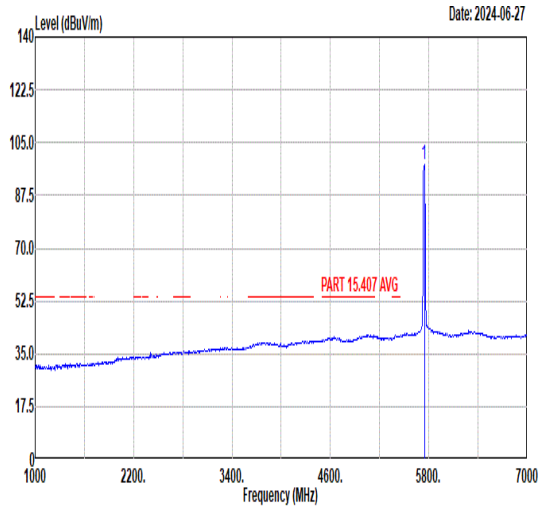 Freq Level Limit Line Margin Read Level Ant Factor Cable Loss Preamp Factor APos TPos Remark MHz dBuV/m dBuV/m dB dBuV dB/m dB dB cm deg 1 5745.00 97.90 ------ ------ 86.60 35.05 8.75 32.50 288 181 AVERAGE

Mode	30	
	Harmonic	
	U-NII-3_5.725-5.85_802.11a_CH149_5745MHz	
Pol.	Horizontal	Vertical
Peak Avg	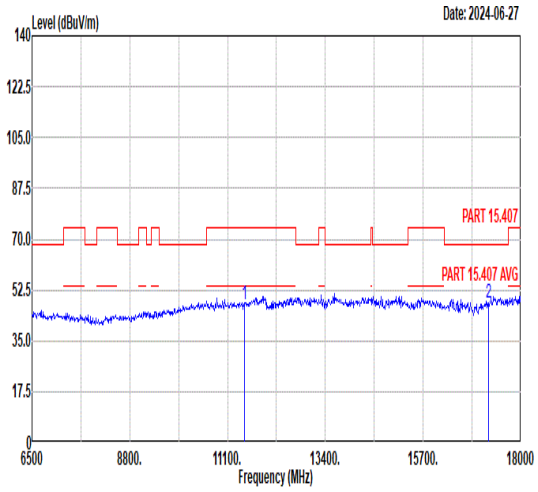 Freq Level Limit Line Margin Read Level Ant Factor Cable Loss Preamp Factor APos TPos Remark MHz dBuV/m dBuV/m dB dBuV dB/m dB dB cm deg 1 11490.00 47.30 74.00 -26.70 55.82 37.79 11.45 57.76 -- -- Peak 2 17235.00 48.11 68.30 -20.19 52.64 40.27 13.17 57.97 -- -- Peak	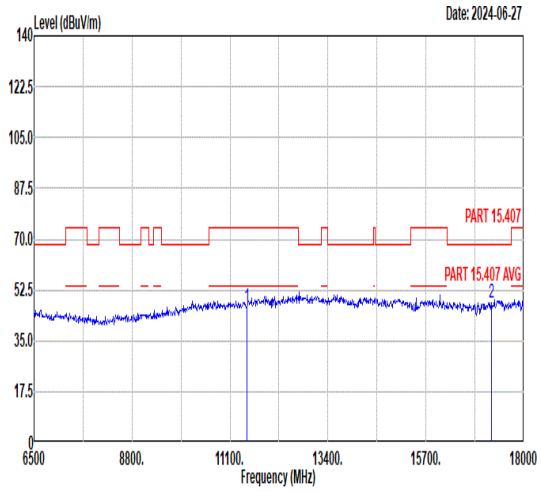 Freq Level Limit Line Margin Read Level Ant Factor Cable Loss Preamp Factor APos TPos Remark MHz dBuV/m dBuV/m dB dBuV dB/m dB dB cm deg 1 11490.00 46.66 74.00 -27.34 55.18 37.79 11.45 57.76 -- -- Peak 2 17235.00 48.10 68.30 -20.20 52.63 40.27 13.17 57.97 -- -- Peak

Mode	31	
	Harmonic	
	U-NII-3_5.725-5.85_802.11a_CH157_5785MHz	
Pol.	Horizontal	Vertical
Peak Avg	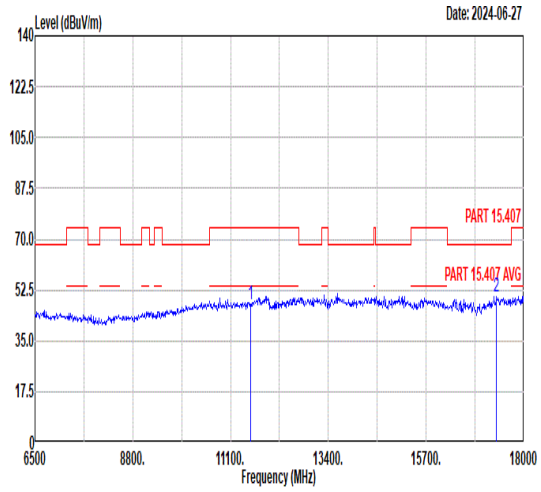 Freq Level Limit Line Margin Read Level Ant Factor Cable Loss Preamp Factor APos TPos Remark MHz dBuV/m dBuV/m dB dBuV dB/m dB dB cm deg 1 11570.00 47.53 74.00 -26.47 55.86 37.85 11.49 57.67 -- -- Peak 2 17355.00 50.32 68.30 -17.98 54.46 40.46 13.20 57.80 -- -- Peak	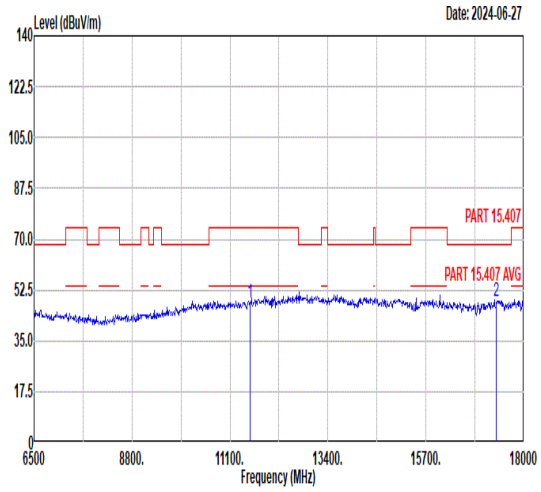 Freq Level Limit Line Margin Read Level Ant Factor Cable Loss Preamp Factor APos TPos Remark MHz dBuV/m dBuV/m dB dBuV dB/m dB dB cm deg 1 11570.00 48.30 74.00 -25.70 56.63 37.85 11.49 57.67 -- -- Peak 2 17355.00 48.56 68.30 -19.74 52.70 40.46 13.20 57.80 -- -- Peak

Mode	32	
	Band Edge	
	U-NII-3_5.725-5.85_802.11a_CH165_5825MHz	
Pol.	Horizontal	Fundamental
Peak	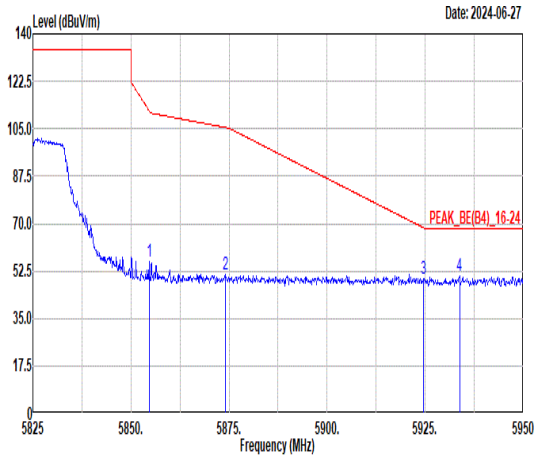 Freq Level Limit Line Margin Read Level Ant Factor Cable Loss Preamp Factor APos TPos Remark MHz dBuV/m dBuV/m dB dBuV dB/m dB dB cm deg 1 5854.63 56.11 111.65 -55.54 44.63 35.11 8.87 32.50 368 133 PEAK 2 5874.00 51.26 105.48 -54.22 39.79 35.12 8.85 32.50 368 133 PEAK 3 5924.63 49.91 68.48 -18.57 38.46 35.16 8.79 32.50 368 133 PEAK 4 5933.75 50.62 68.30 -17.68 39.18 35.16 8.78 32.50 368 133 PEAK	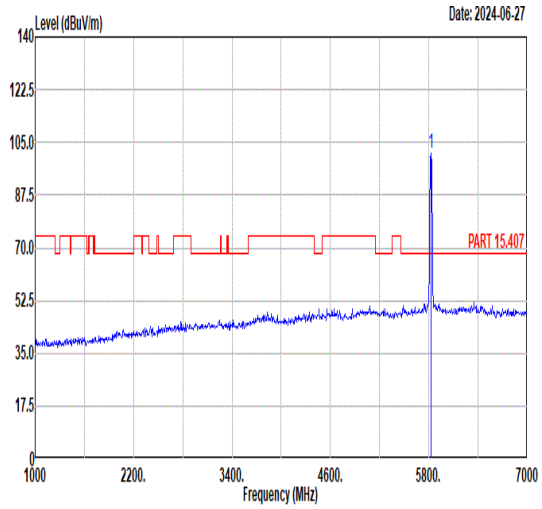 Freq Level Limit Line Margin Read Level Ant Factor Cable Loss Preamp Factor APos TPos Remark MHz dBuV/m dBuV/m dB dBuV dB/m dB dB cm deg 1 5825.00 101.21 ------ ------ 89.71 35.10 8.90 32.50 368 133 PEAK
Avg	Blank	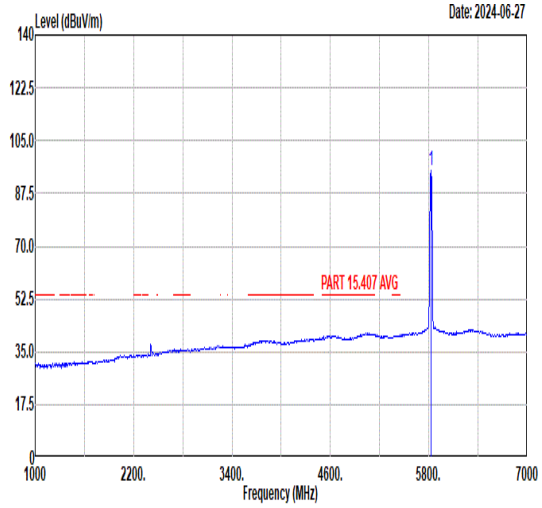 Freq Level Limit Line Margin Read Level Ant Factor Cable Loss Preamp Factor APos TPos Remark MHz dBuV/m dBuV/m dB dBuV dB/m dB dB cm deg 1 5825.00 94.90 ------ ------ 83.40 35.09 8.91 32.50 368 133 AVERAGE

Mode	32	
	Band Edge	
	U-NII-3_5.725-5.85_802.11a_CH165_5825MHz	
Pol.	Vertical	Fundamental
Peak	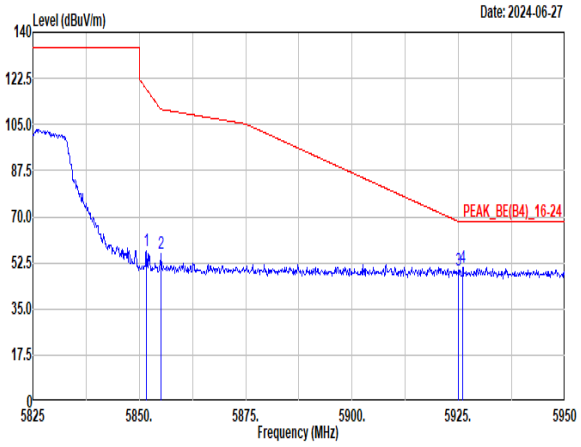 Freq Level Limit Line Margin Read Level Ant Factor Cable Loss Preamp Factor APos TPos Remark MHz dBuV/m dBuV/m dB dBuV dB/m dB dB cm deg 1 5851.63 56.83 118.49 -61.66 45.34 35.11 8.88 32.50 288 181 Peak 2 5855.13 55.87 110.76 -54.89 44.39 35.11 8.87 32.50 288 181 Peak 3 5925.00 49.73 68.20 -18.47 38.28 35.16 8.79 32.50 288 181 PEAK 4 5926.00 50.58 68.30 -17.72 39.13 35.16 8.79 32.50 288 181 PEAK	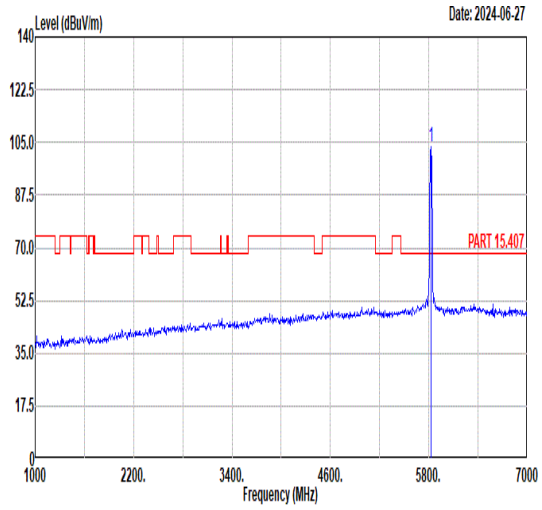 Freq Level Limit Line Margin Read Level Ant Factor Cable Loss Preamp Factor APos TPos Remark MHz dBuV/m dBuV/m dB dBuV dB/m dB dB cm deg 1 5825.00 103.54 ------ ------ 92.04 35.09 8.91 32.50 288 181 PEAK
Avg	Blank	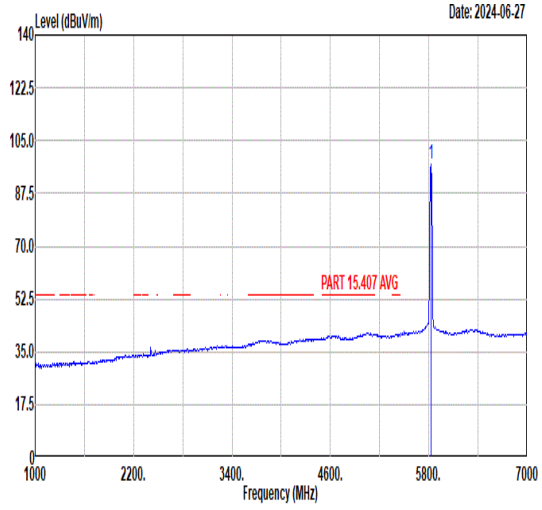 Freq Level Limit Line Margin Read Level Ant Factor Cable Loss Preamp Factor APos TPos Remark MHz dBuV/m dBuV/m dB dBuV dB/m dB dB cm deg 1 5825.00 97.04 ------ ------ 85.54 35.09 8.91 32.50 288 181 AVERAGE

Mode	32	
	Harmonic	
	U-NII-3_5.725-5.85_802.11a_CH165_5825MHz	
Pol.	Horizontal	Vertical
Peak Avg	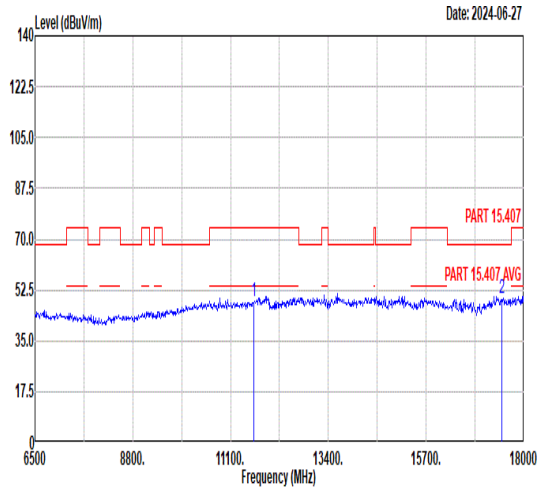 Freq Level Limit Line Margin Read Level Ant Factor Cable Loss Preamp Factor APos TPos Remark MHz dBuV/m dBuV/m dB dBuV dB/m dB dB cm deg 1 11650.00 48.37 74.00 -25.63 56.50 37.92 11.53 57.58 -- -- Peak 2 17475.00 49.75 68.30 -18.55 53.50 40.65 13.23 57.63 -- -- Peak	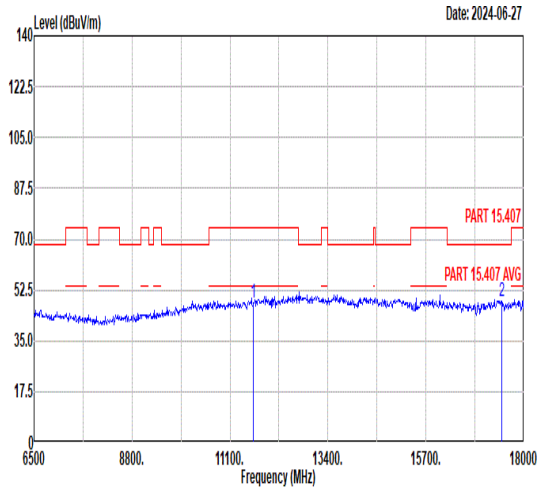 Freq Level Limit Line Margin Read Level Ant Factor Cable Loss Preamp Factor APos TPos Remark MHz dBuV/m dBuV/m dB dBuV dB/m dB dB cm deg 1 11650.00 47.91 74.00 -26.09 56.04 37.92 11.53 57.58 -- -- Peak 2 17475.00 48.48 68.30 -19.82 52.23 40.65 13.23 57.63 -- -- Peak

Mode	33	
	Band Edge	
	U-NII-3_5.725-5.85_ 802.11ac VHT20_CH149_5745MHz	
Pol.	Horizontal	Fundamental
Peak	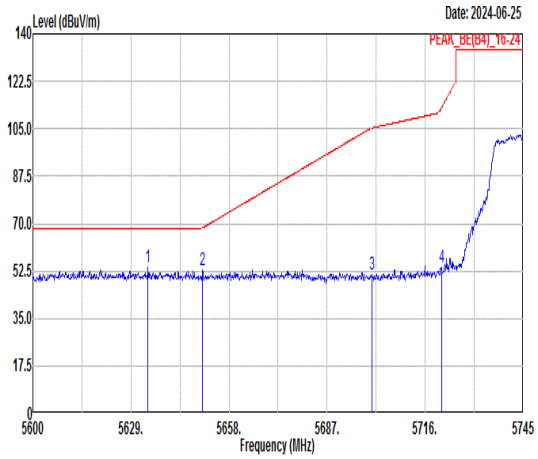 Freq Level Limit Line Margin (dB) Read Level Ant Factor Cable Loss Preamp Factor APos TPos Remark MHz dBuV/m dBuV/m dBuV dB/m dB dB cm deg 1 5634.08 53.98 68.30 -14.32 40.71 36.09 9.83 32.65 400 335 PEAK 2 5650.17 52.78 68.43 -15.65 39.47 36.11 9.86 32.66 400 335 PEAK 3 5700.20 51.32 105.25 -53.93 37.85 36.18 9.97 32.68 400 335 PEAK 4 5720.79 54.08 112.59 -58.51 40.55 36.21 10.01 32.69 400 335 PEAK	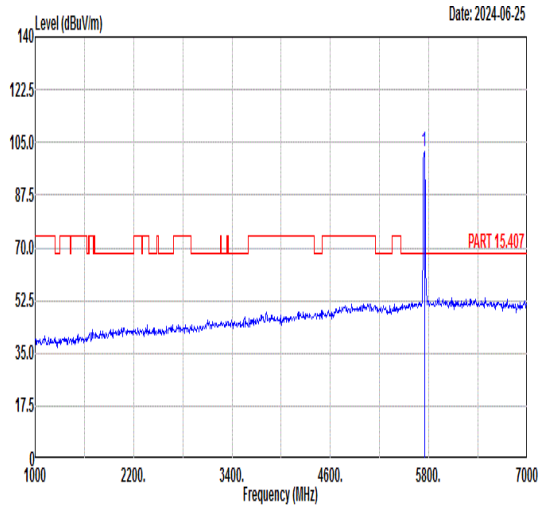 Freq Level Limit Line Margin (dB) Read Level Ant Factor Cable Loss Preamp Factor APos TPos Remark MHz dBuV/m dBuV/m dBuV dB/m dB dB cm deg 1 5745.00 102.17 ------ ------ 88.57 36.24 10.06 32.70 400 335 PEAK
Avg	Blank	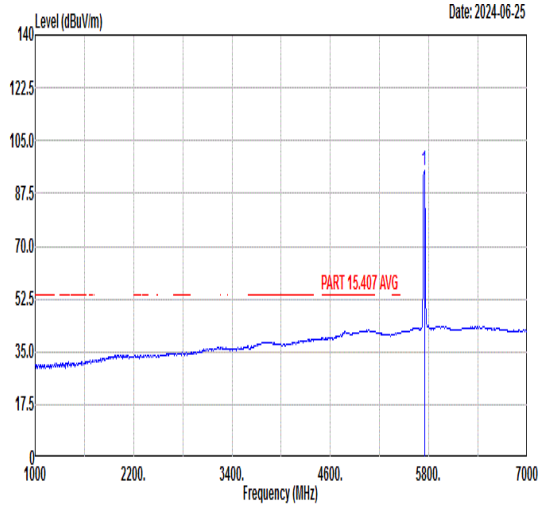 Freq Level Limit Line Margin (dB) Read Level Ant Factor Cable Loss Preamp Factor APos TPos Remark MHz dBuV/m dBuV/m dBuV dB/m dB dB cm deg 1 5745.00 95.09 ------ ------ 81.49 36.24 10.06 32.70 400 335 AVERAGE

Mode	33	
	Band Edge	
	U-NII-3_5.725-5.85_ 802.11ac VHT20_CH149_5745MHz	
Pol.	Vertical	Fundamental
Peak	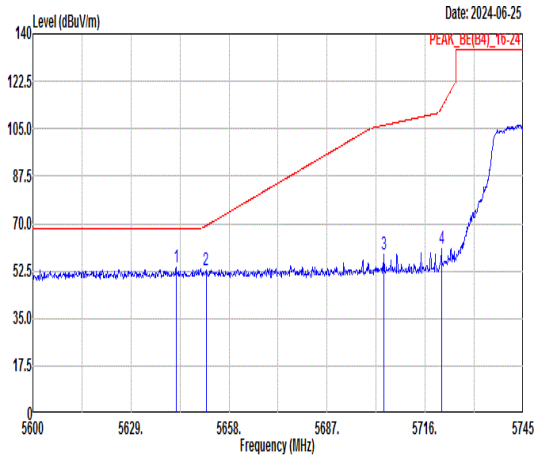 Freq Level Limit Line Margin (dB) Read Level Ant Factor Cable Loss Preamp Factor APos TPos Remark MHz dBuV/m dBuV/m dBuV dB/m dB dB cm deg 1 5642.34 53.66 68.30 -14.64 40.38 36.10 9.84 32.66 236 292 PEAK 2 5651.19 52.89 69.18 -16.29 39.58 36.11 9.86 32.66 236 292 PEAK 3 5703.68 58.65 106.23 -47.58 45.17 36.19 9.97 32.68 236 292 PEAK 4 5720.79 60.70 112.59 -51.89 47.17 36.21 10.01 32.69 236 292 PEAK	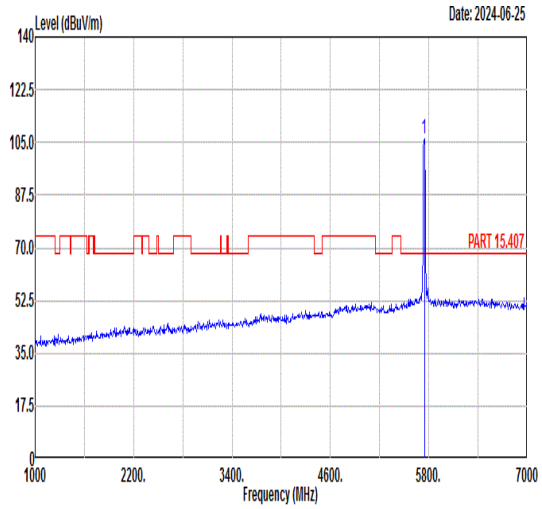 Freq Level Limit Line Margin (dB) Read Level Ant Factor Cable Loss Preamp Factor APos TPos Remark MHz dBuV/m dBuV/m dBuV dB/m dB dB cm deg 1 5745.00 105.99 ------ ------ 92.39 36.24 10.06 32.70 236 292 PEAK
Avg	Blank	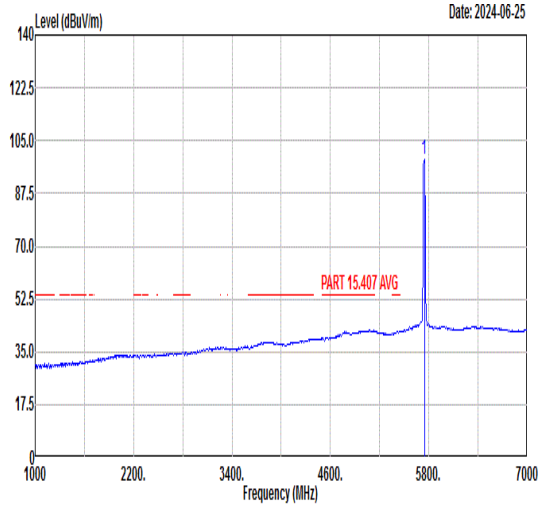 Freq Level Limit Line Margin (dB) Read Level Ant Factor Cable Loss Preamp Factor APos TPos Remark MHz dBuV/m dBuV/m dBuV dB/m dB dB cm deg 1 5745.00 98.91 ------ ------ 85.31 36.24 10.06 32.70 236 292 AVERAGE

Mode	33	
	Harmonic	
	U-NII-3_5.725-5.85_ 802.11ac VHT20_CH149_5745MHz	
Pol.	Horizontal	Vertical
Peak Avg	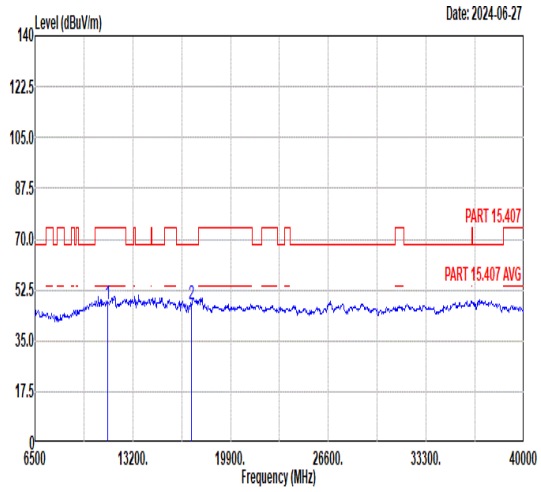 Freq Level Limit Line Margin Read Level Ant Factor Cable Loss Preamp Factor APos TPos Remark MHz dBuV/m dBuV/m dB dBuV dB/m dB dB cm deg 1 11490.00 47.55 74.00 -26.45 56.07 37.79 11.45 57.76 -- -- Peak 2 17235.00 47.56 68.30 -20.74 52.09 40.27 13.17 57.97 -- -- Peak	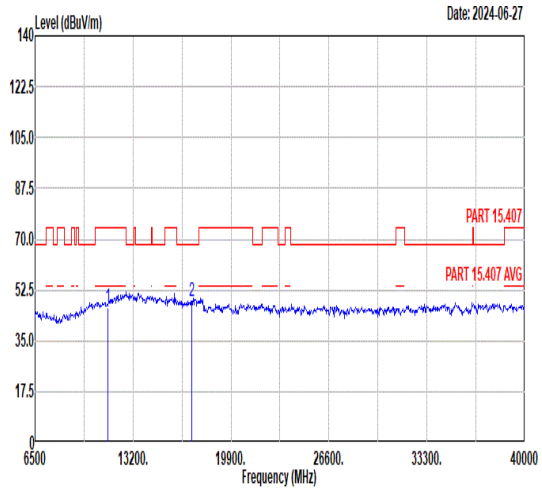 Freq Level Limit Line Margin Read Level Ant Factor Cable Loss Preamp Factor APos TPos Remark MHz dBuV/m dBuV/m dB dBuV dB/m dB dB cm deg 1 11490.00 46.46 74.00 -27.54 54.98 37.79 11.45 57.76 -- -- Peak 2 17235.00 48.60 68.30 -19.70 53.13 40.27 13.17 57.97 -- -- Peak

Mode	34	
	Harmonic	
	U-NII-3_5.725-5.85_ 802.11ac VHT20_CH157_5785MHz	
Pol.	Horizontal	Vertical
Peak Avg	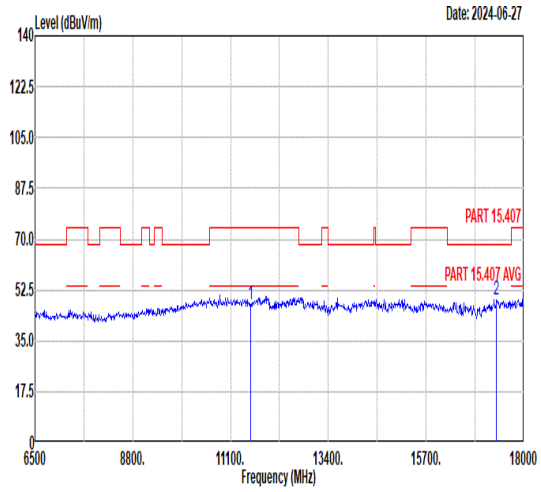 Freq Level Limit Line Margin Read Level Ant Factor Cable Loss Preamp Factor APos TPos Remark MHz dBuV/m dBuV/m dB dBuV dB/m dB dB cm deg 1 11570.00 47.53 74.00 -26.47 55.86 37.85 11.49 57.67 -- -- Peak 2 17355.00 49.32 68.30 -18.98 53.46 40.46 13.20 57.80 -- -- Peak	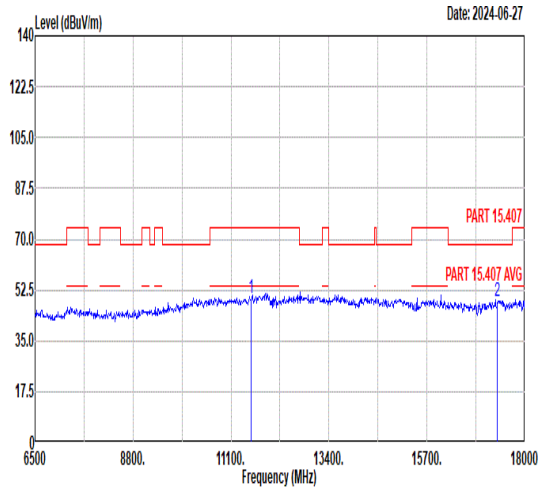 Freq Level Limit Line Margin Read Level Ant Factor Cable Loss Preamp Factor APos TPos Remark MHz dBuV/m dBuV/m dB dBuV dB/m dB dB cm deg 1 11570.00 49.50 74.00 -24.50 57.83 37.85 11.49 57.67 -- -- Peak 2 17355.00 48.56 68.30 -19.74 52.70 40.46 13.20 57.80 -- -- Peak

Mode	35	
	Band Edge	
	U-NII-3_5.725-5.85_ 802.11ac VHT20_CH165_5825MHz	
Pol.	Horizontal	Fundamental
Peak	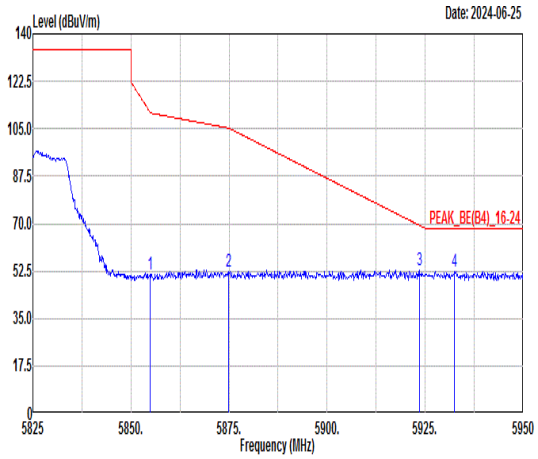 Freq Level Limit Line Margin (dB) Read Level Ant Factor Cable Loss Preamp Factor APos TPos Remark MHz dBuV/m dBuV/m dBuV dB/m dB dB cm deg 1 5854.88 51.03 111.08 -60.05 37.08 36.40 10.29 32.74 400 0 PEAK 2 5874.88 52.32 105.23 -52.91 38.32 36.42 10.33 32.75 400 0 PEAK 3 5923.50 52.68 69.40 -16.72 38.52 36.49 10.44 32.77 400 0 PEAK 4 5932.50 52.53 68.30 -15.77 38.34 36.51 10.45 32.77 400 0 PEAK	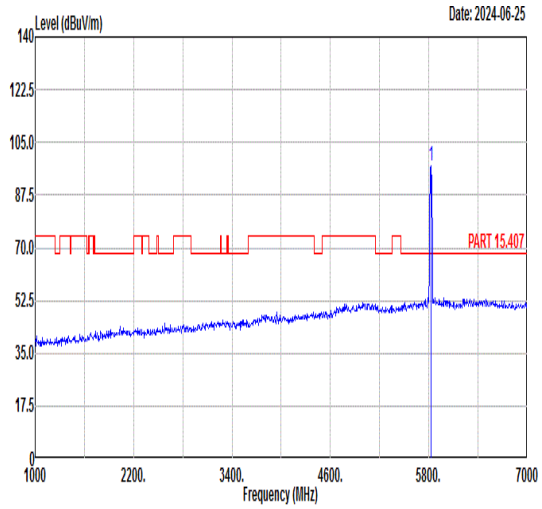 Freq Level Limit Line Margin (dB) Read Level Ant Factor Cable Loss Preamp Factor APos TPos Remark MHz dBuV/m dBuV/m dBuV dB/m dB dB cm deg 1 5825.00 97.22 ------ ------ 83.37 36.35 10.23 32.73 400 0 PEAK
Avg	Blank	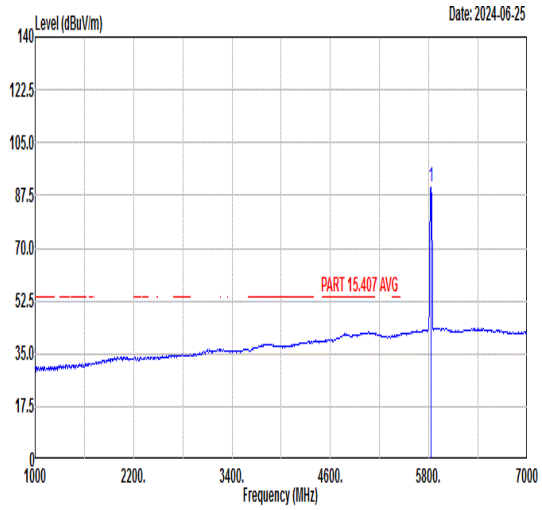 Freq Level Limit Line Margin (dB) Read Level Ant Factor Cable Loss Preamp Factor APos TPos Remark MHz dBuV/m dBuV/m dBuV dB/m dB dB cm deg 1 5825.00 90.45 ------ ------ 76.60 36.35 10.23 32.73 400 0 AVERAGE

Mode	35	
	Band Edge	
	U-NII-3_5.725-5.85_ 802.11ac VHT20_CH165_5825MHz	
Pol.	Vertical	Fundamental
Peak	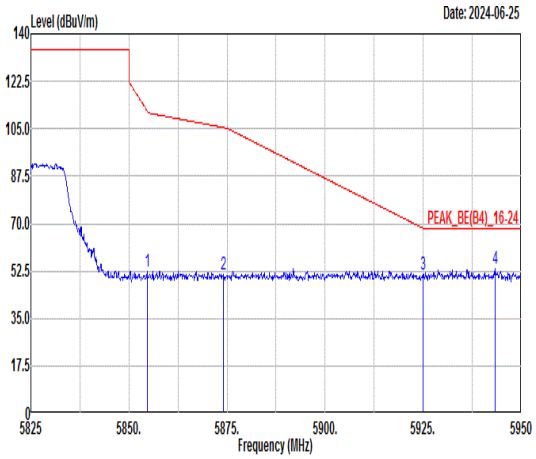 Freq Level Limit Line Margin (dB) Read Level Ant Factor Cable Loss Preamp Factor APos TPos Remark MHz dBuV/m dBuV/m dBuV dB/m dB dB cm deg 1 5854.63 52.16 111.65 -59.49 38.21 36.40 10.29 32.74 300 325 PEAK 2 5874.13 51.17 105.44 -54.27 37.17 36.42 10.33 32.75 300 325 PEAK 3 5925.00 51.27 68.30 -17.03 37.11 36.49 10.44 32.77 300 325 PEAK 4 5943.38 53.54 68.30 -14.76 39.32 36.52 10.48 32.78 300 325 PEAK	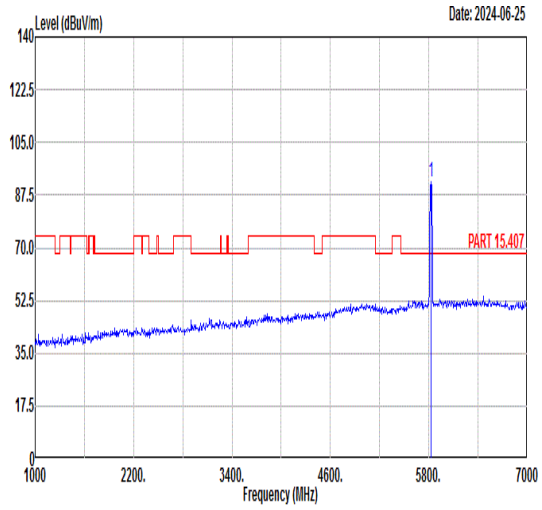 Freq Level Limit Line Margin (dB) Read Level Ant Factor Cable Loss Preamp Factor APos TPos Remark MHz dBuV/m dBuV/m dBuV dB/m dB dB cm deg 1 5825.00 91.86 ------ ------ 77.99 36.36 10.24 32.73 300 325 PEAK
Avg	Blank	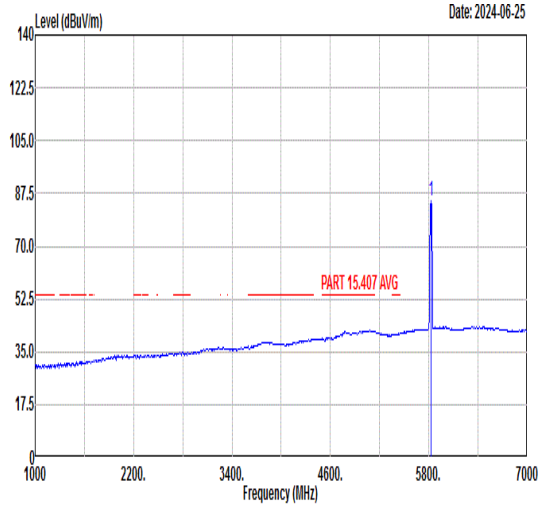 Freq Level Limit Line Margin (dB) Read Level Ant Factor Cable Loss Preamp Factor APos TPos Remark MHz dBuV/m dBuV/m dBuV dB/m dB dB cm deg 1 5825.00 85.19 ------ ------ 71.34 36.35 10.23 32.73 300 325 AVERAGE

Mode	35	
	Harmonic	
	U-NII-3_5.725-5.85_ 802.11ac VHT20_CH165_5825MHz	
Pol.	Horizontal	Vertical
Peak Avg	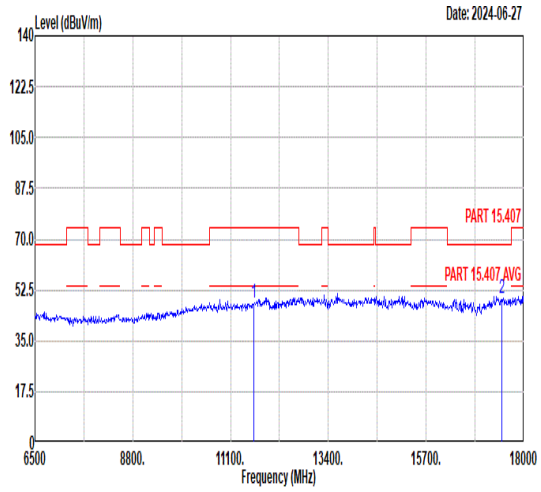 Freq Level Limit Line Margin Read Level Ant Factor Cable Loss Preamp Factor APos TPos Remark MHz dBuV/m dBuV/m dB dBuV dB/m dB dB cm deg 1 11650.00 47.84 74.00 -26.16 55.97 37.92 11.53 57.58 -- -- Peak 2 17475.00 49.75 68.30 -18.55 53.50 40.65 13.23 57.63 -- -- Peak	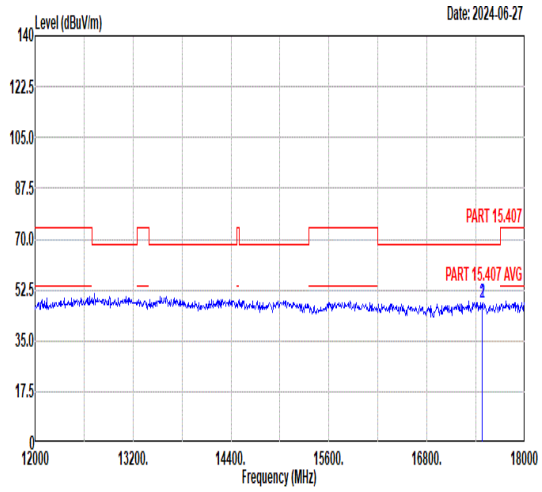 Freq Level Limit Line Margin Read Level Ant Factor Cable Loss Preamp Factor APos TPos Remark MHz dBuV/m dBuV/m dB dBuV dB/m dB dB cm deg 1 17475.00 47.96 68.30 -20.34 51.71 40.65 13.23 57.63 -- -- Peak 2 17475.00 47.96 68.30 -20.34 51.71 40.65 13.23 57.63 -- -- Peak

Mode	36	
	Band Edge - L	
	U-NII-3_5.725-5.85_ 802.11ac VHT40_CH151_5755MHz	
Pol.	Horizontal	Fundamental
Peak	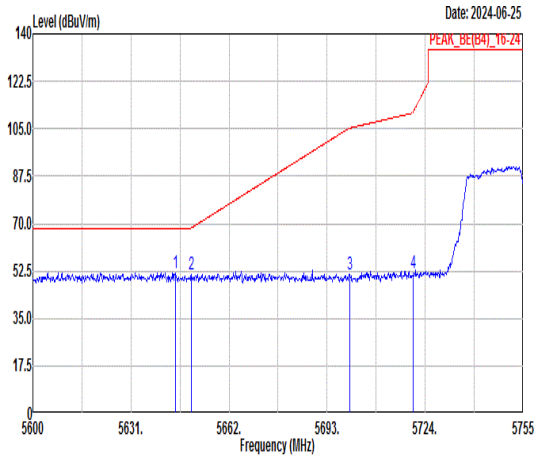 Freq Level Limit Line Margin (dB) Read Level Ant Factor Cable Loss Preamp Factor APos TPos Remark 1 5645.11 51.67 68.30 -16.63 38.38 36.10 9.85 32.66 300 215 PEAK 2 5650.07 51.18 68.35 -17.17 37.87 36.11 9.86 32.66 300 215 PEAK 3 5700.13 51.00 105.24 -54.24 37.53 36.18 9.97 32.68 300 215 PEAK 4 5720.28 51.54 111.44 -59.90 38.01 36.21 10.01 32.69 300 215 PEAK	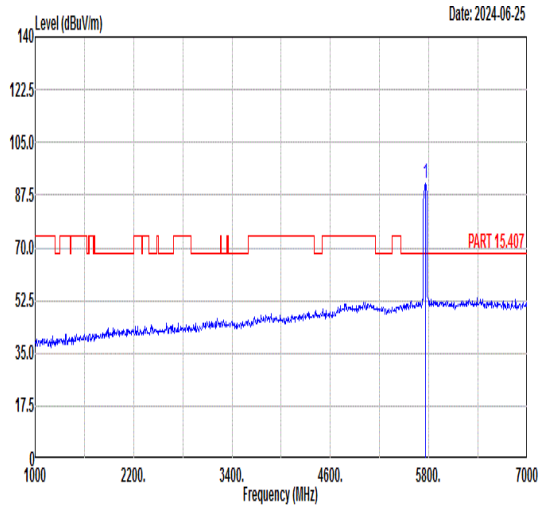 Freq Level Limit Line Margin (dB) Read Level Ant Factor Cable Loss Preamp Factor APos TPos Remark 1 5755.00 91.34 ------ ------ 77.68 36.27 10.10 32.71 300 215 PEAK
Avg	Blank	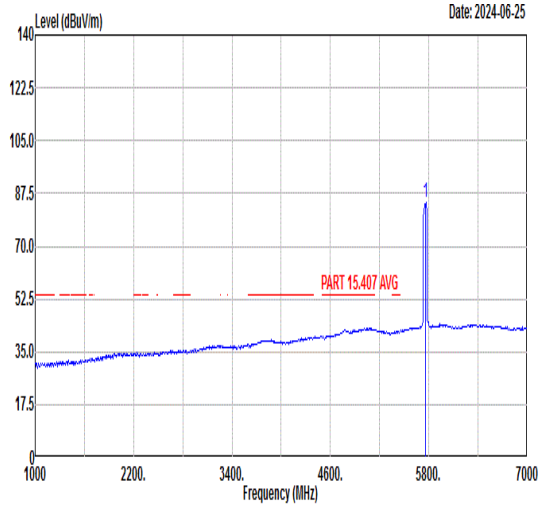 Freq Level Limit Line Margin (dB) Read Level Ant Factor Cable Loss Preamp Factor APos TPos Remark 1 5755.00 84.36 ------ ------ 70.68 36.28 10.11 32.71 300 215 AVERAGE

Mode	36	
	Band Edge - R	
	U-NII-3_5.725-5.85_ 802.11ac VHT40_CH151_5755MHz	
Pol.	Horizontal	Fundamental
Peak	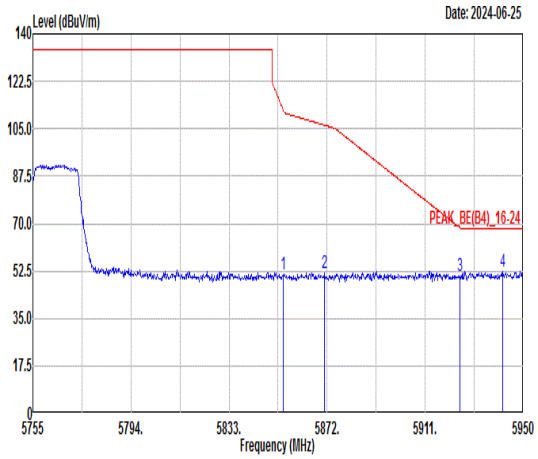 Freq Level Limit Line Margin (dB) Read Level Ant Factor Cable Loss Preamp Factor APos TPos Remark MHz dBuV/m dBuV/m dBuV dB/m dB dB cm deg 1 5854.65 51.27 111.61 -60.34 37.32 36.40 10.29 32.74 300 215 PEAK 2 5871.03 51.80 106.31 -54.51 37.80 36.42 10.33 32.75 300 215 PEAK 3 5924.85 50.90 68.41 -17.51 36.74 36.49 10.44 32.77 300 215 PEAK 4 5941.81 52.47 68.30 -15.83 38.26 36.52 10.47 32.78 300 215 PEAK	Blank

Mode	36	
	Band Edge - L	
	U-NII-3_5.725-5.85_ 802.11ac VHT40_CH151_5755MHz	
Pol.	Vertical	Fundamental
Peak	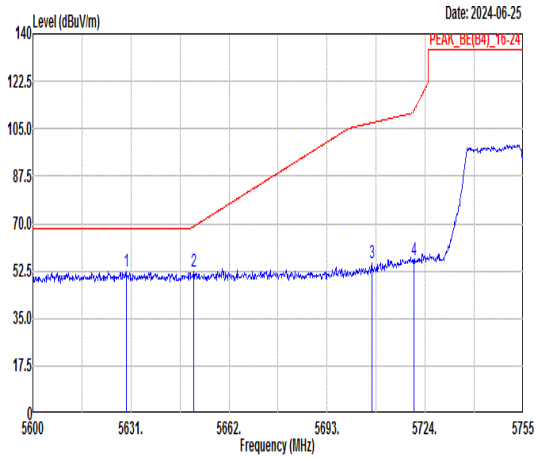 Freq Level Limit Line Margin (dB) Read Level Ant Factor Cable Loss Preamp Factor APos TPos Remark MHz dBuV/m dBuV/m dBuV dB/m dB dB cm deg 1 5629.61 52.14 68.30 -16.16 38.89 36.08 9.82 32.65 400 0 PEAK 2 5650.84 52.12 68.92 -16.80 38.81 36.11 9.86 32.66 400 0 PEAK 3 5707.11 55.50 107.19 -51.69 42.01 36.19 9.98 32.68 400 0 PEAK 4 5720.44 56.76 111.79 -55.03 43.23 36.21 10.01 32.69 400 0 PEAK	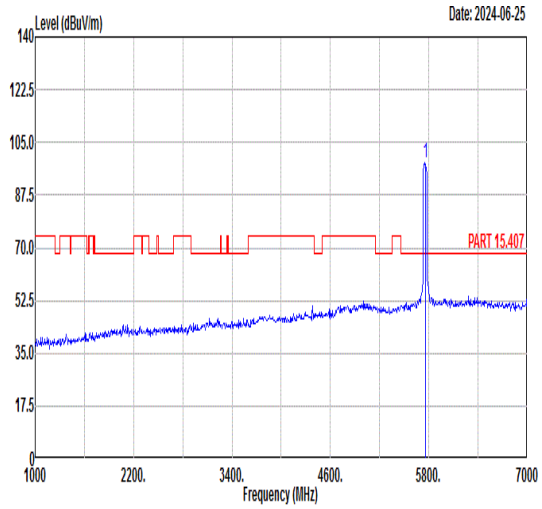 Freq Level Limit Line Margin (dB) Read Level Ant Factor Cable Loss Preamp Factor APos TPos Remark MHz dBuV/m dBuV/m dBuV dB/m dB dB cm deg 1 5755.00 98.41 ------ ------ 84.78 36.25 10.08 32.70 400 0 PEAK
Avg	Blank	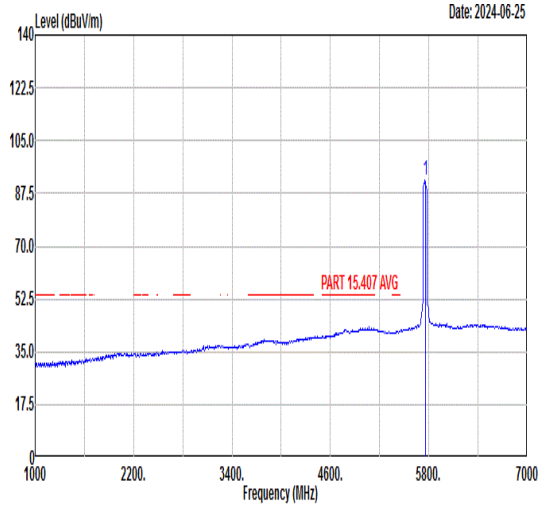 Freq Level Limit Line Margin (dB) Read Level Ant Factor Cable Loss Preamp Factor APos TPos Remark MHz dBuV/m dBuV/m dBuV dB/m dB dB cm deg 1 5755.00 91.74 ------ ------ 78.11 36.25 10.08 32.70 400 0 AVERAGE

Mode	36	
	Band Edge - R	
	U-NII-3_5.725-5.85_ 802.11ac VHT40_CH151_5755MHz	
Pol.	Vertical	Fundamental
Peak	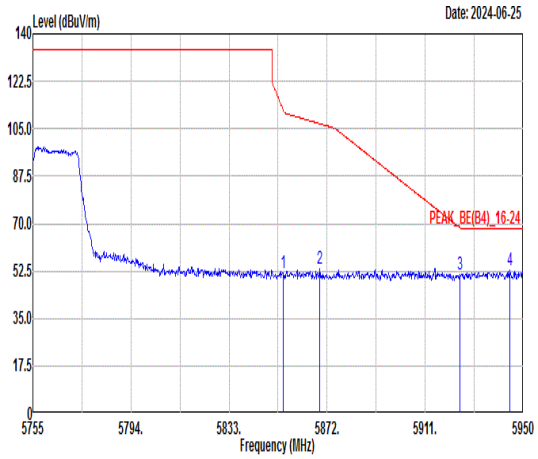 Freq Level Limit Line Margin (dB) Read Level Ant Factor Cable Loss Preamp Factor APos TPos Remark MHz dBuV/m dBuV/m dBuV dB/m dB dB cm deg 1 5854.45 51.67 112.05 -60.38 37.72 36.40 10.29 32.74 400 0 PEAK 2 5869.08 53.28 106.86 -53.58 39.29 36.42 10.32 32.75 400 0 PEAK 3 5924.85 51.17 68.41 -17.24 37.01 36.49 10.44 32.77 400 0 PEAK 4 5944.54 52.90 68.30 -15.40 38.68 36.52 10.48 32.78 400 0 PEAK	Blank

Mode	36	
	Harmonic	
	U-NII-3_5.725-5.85_ 802.11ac VHT40_CH151_5755MHz	
Pol.	Horizontal	Vertical
Peak Avg	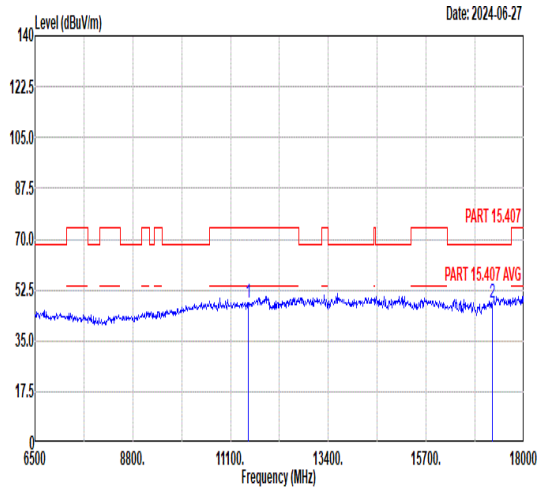 Freq Level Limit Line Margin Read Level Ant Factor Cable Loss Preamp Factor APos TPos Remark MHz dBuV/m dBuV/m dB dBuV dB/m dB dB cm deg 1 11510.00 48.00 74.00 -26.00 56.48 37.80 11.46 57.74 -- -- Peak 2 17265.00 47.92 68.30 -20.38 52.35 40.32 13.18 57.93 -- -- Peak	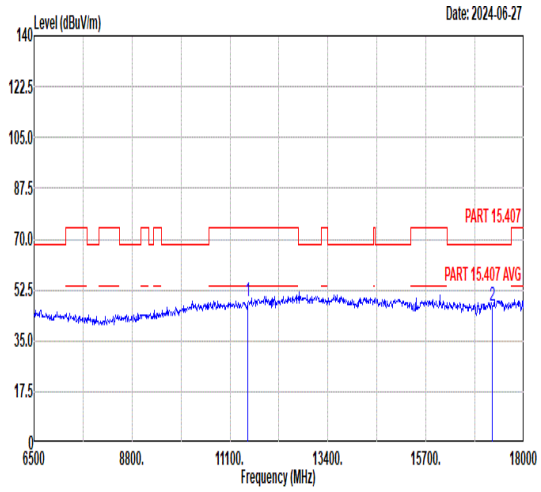 Freq Level Limit Line Margin Read Level Ant Factor Cable Loss Preamp Factor APos TPos Remark MHz dBuV/m dBuV/m dB dBuV dB/m dB dB cm deg 1 11510.00 48.79 74.00 -25.21 57.27 37.80 11.46 57.74 -- -- Peak 2 17265.00 47.06 68.30 -21.24 51.49 40.32 13.18 57.93 -- -- Peak

Mode	37	
	Band Edge - L	
	U-NII-3_5.725-5.85_ 802.11ac VHT40_CH159_5795MHz	
Pol.	Horizontal	Fundamental
Peak	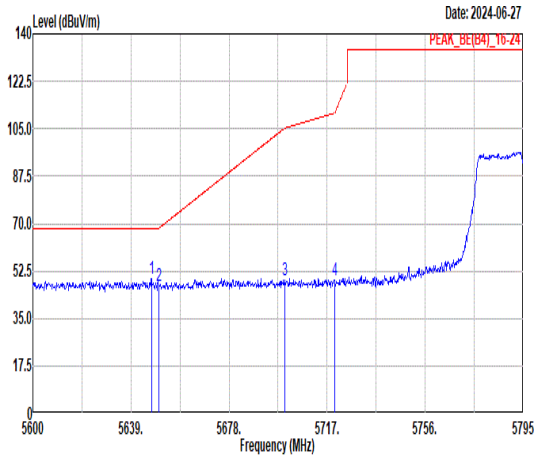 Freq Level Limit Line Margin Read Level Ant Factor Cable Loss Preamp Factor APos TPos Remark MHz dBuV/m dBuV/m dB dBuV dB/m dB dB cm deg 1 5647.19 49.50 68.30 -18.80 38.62 34.99 8.39 32.50 377 135 PEAK 2 5650.12 47.03 68.39 -21.36 36.14 34.99 8.40 32.50 377 135 PEAK 3 5700.04 49.04 105.21 -56.17 37.94 35.02 8.58 32.50 377 135 PEAK 4 5720.12 49.07 111.07 -62.00 37.88 35.03 8.66 32.50 377 135 PEAK	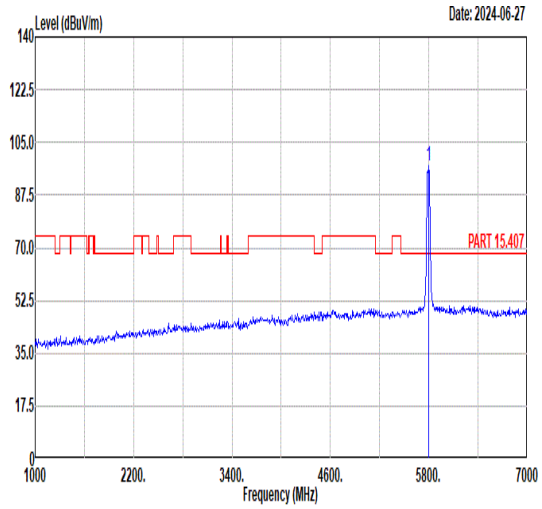 Freq Level Limit Line Margin Read Level Ant Factor Cable Loss Preamp Factor APos TPos Remark MHz dBuV/m dBuV/m dB dBuV dB/m dB dB cm deg 1 5795.00 97.07 ------ ------ 85.55 35.08 8.94 32.50 377 135 PEAK
Avg	Blank	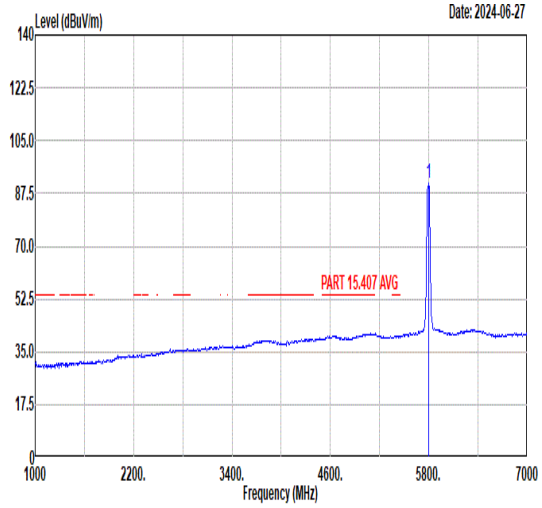 Freq Level Limit Line Margin Read Level Ant Factor Cable Loss Preamp Factor APos TPos Remark MHz dBuV/m dBuV/m dB dBuV dB/m dB dB cm deg 1 5795.00 90.82 ------ ------ 79.30 35.08 8.94 32.50 377 135 AVERAGE

Mode	37	
	Band Edge - R	
	U-NII-3_5.725-5.85_ 802.11ac VHT40_CH159_5795MHz	
Pol.	Horizontal	Fundamental
Peak	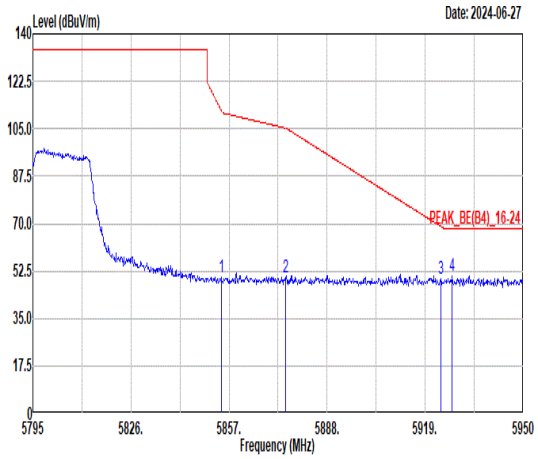 Freq Level Limit Line Margin Read Level Ant Factor Cable Loss Preamp Factor APos TPos Remark MHz dBuV/m dBuV/m dB dBuV dB/m dB dB cm deg 1 5854.52 50.07 111.89 -61.82 38.59 35.11 8.87 32.50 377 135 PEAK 2 5874.83 50.44 105.25 -54.81 38.96 35.13 8.85 32.50 377 135 PEAK 3 5923.96 49.57 68.97 -19.40 38.13 35.15 8.79 32.50 377 135 PEAK 4 5927.53 50.88 68.30 -17.42 39.43 35.16 8.79 32.50 377 135 PEAK	Blank

Mode	37	
	Band Edge - L	
	U-NII-3_5.725-5.85_ 802.11ac VHT40_CH159_5795MHz	
Pol.	Vertical	Fundamental
Peak	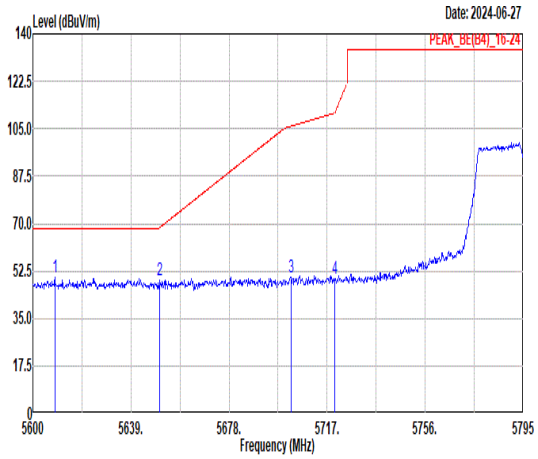 Freq Level Limit Line Margin Read Level Ant Factor Cable Loss Preamp Factor APos TPos Remark MHz dBuV/m dBuV/m dB dBuV dB/m dB dB cm deg 1 5608.78 49.95 68.30 -18.35 39.24 34.96 8.25 32.50 287 181 PEAK 2 5650.51 48.95 68.67 -19.72 38.06 34.99 8.40 32.50 287 181 PEAK 3 5702.57 50.18 105.92 -55.74 39.07 35.02 8.59 32.50 287 181 PEAK 4 5720.12 49.55 111.07 -61.52 38.36 35.03 8.66 32.50 287 181 PEAK	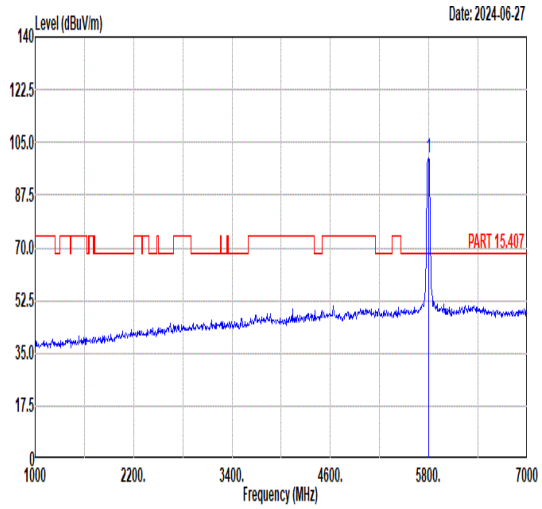 Freq Level Limit Line Margin Read Level Ant Factor Cable Loss Preamp Factor APos TPos Remark MHz dBuV/m dBuV/m dB dBuV dB/m dB dB cm deg 1 5795.00 99.74 ------ ------ 88.23 35.08 8.93 32.50 287 181 PEAK
Avg	Blank	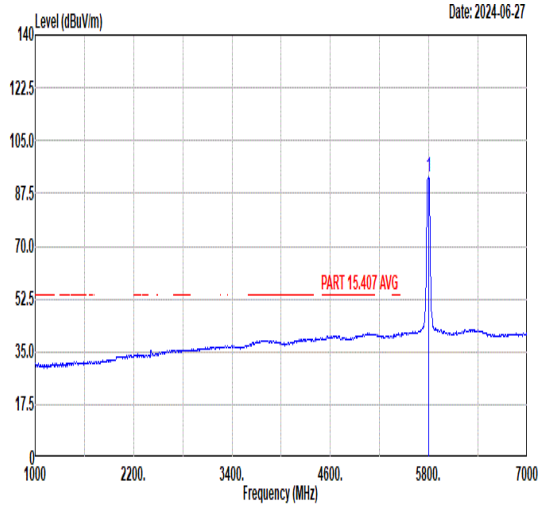 Freq Level Limit Line Margin Read Level Ant Factor Cable Loss Preamp Factor APos TPos Remark MHz dBuV/m dBuV/m dB dBuV dB/m dB dB cm deg 1 5795.00 93.08 ------ ------ 81.56 35.08 8.94 32.50 287 181 AVERAGE

Mode	37	
	Band Edge - R	
	U-NII-3_5.725-5.85_ 802.11ac VHT40_CH159_5795MHz	
Pol.	Vertical	Fundamental
Peak	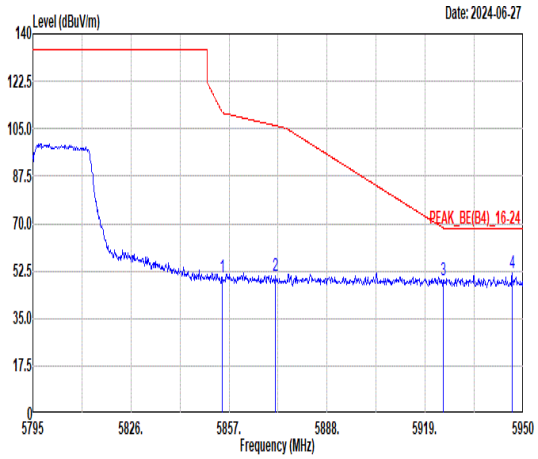 Freq Level Limit Line Margin Read Level Ant Factor Cable Loss Preamp Factor APos TPos Remark MHz dBuV/m dBuV/m dB dBuV dB/m dB dB cm deg 1 5854.83 50.44 111.19 -60.75 38.96 35.11 8.87 32.50 287 181 PEAK 2 5871.57 50.50 106.16 -55.66 39.03 35.12 8.85 32.50 287 181 PEAK 3 5924.74 49.11 68.40 -19.29 37.66 35.16 8.79 32.50 287 181 PEAK 4 5946.44 51.92 68.30 -16.38 40.49 35.17 8.76 32.50 287 181 PEAK	Blank

Mode	37	
	Harmonic	
	U-NII-3_5.725-5.85_ 802.11ac VHT40_CH159_5795MHz	
Pol.	Horizontal	Vertical
Peak Avg	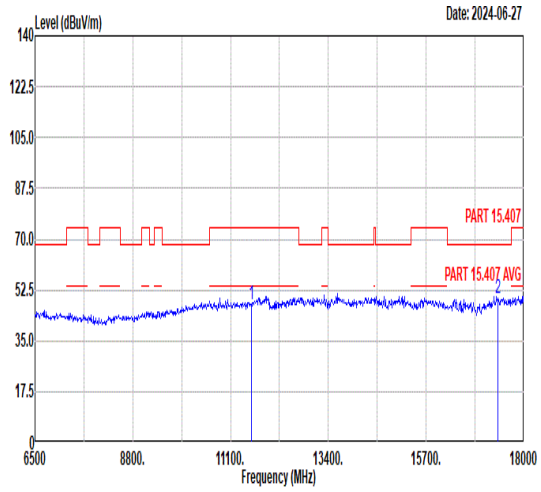 Freq Level Limit Line Margin Read Level Ant Factor Cable Loss Preamp Factor APos TPos Remark MHz dBuV/m dBuV/m dB dBuV dB/m dB dB cm deg 1 11590.00 47.42 74.00 -26.58 55.70 37.87 11.50 57.65 -- -- Peak 2 17385.00 49.47 68.30 -18.83 53.51 40.51 13.21 57.76 -- -- Peak	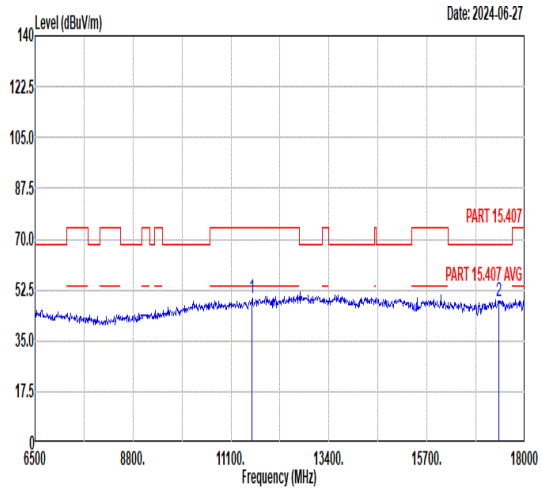 Freq Level Limit Line Margin Read Level Ant Factor Cable Loss Preamp Factor APos TPos Remark MHz dBuV/m dBuV/m dB dBuV dB/m dB dB cm deg 1 11590.00 49.59 74.00 -24.41 57.87 37.87 11.50 57.65 -- -- Peak 2 17385.00 48.62 68.30 -19.68 52.66 40.51 13.21 57.76 -- -- Peak

Mode	38	
	Band Edge - L	
	U-NII-3_5.725-5.85_ 802.11ac VHT80_CH155_5775MHz	
Pol.	Horizontal	Fundamental
Peak	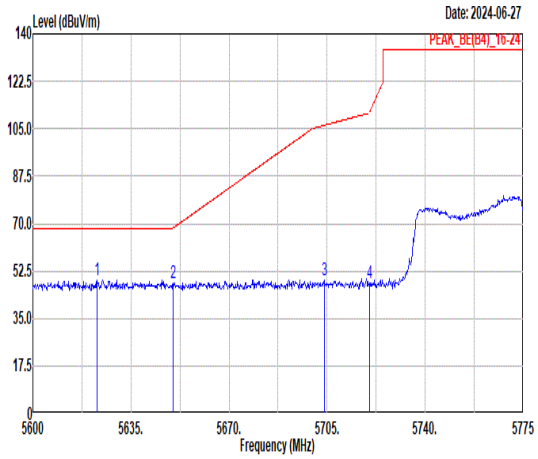 Freq Level Limit Line Margin Read Level Ant Factor Cable Loss Preamp Factor APos TPos Remark MHz dBuV/m dBuV/m dB dBuV dB/m dB dB cm deg 1 5622.93 49.38 68.30 -18.92 38.61 34.97 8.30 32.50 280 0 PEAK 2 5650.05 47.86 68.34 -20.48 36.97 34.99 8.40 32.50 280 0 PEAK 3 5703.95 49.33 106.31 -56.98 38.21 35.02 8.60 32.50 280 0 PEAK 4 5720.05 47.92 110.91 -62.99 36.73 35.03 8.66 32.50 280 0 PEAK	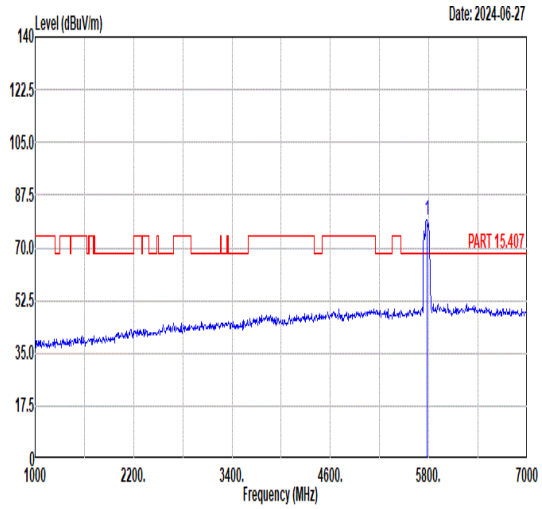 Freq Level Limit Line Margin Read Level Ant Factor Cable Loss Preamp Factor APos TPos Remark MHz dBuV/m dBuV/m dB dBuV dB/m dB dB cm deg 1 5775.00 79.22 ------ ------ 67.82 35.06 8.84 32.50 280 0 PEAK
Avg	Blank	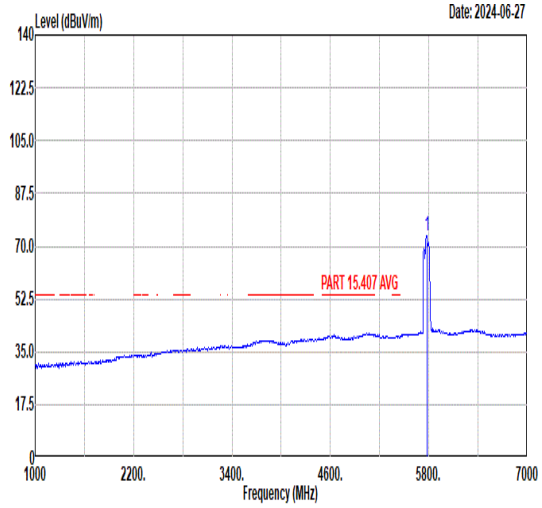 Freq Level Limit Line Margin Read Level Ant Factor Cable Loss Preamp Factor APos TPos Remark MHz dBuV/m dBuV/m dB dBuV dB/m dB dB cm deg 1 5775.00 73.47 ------ ------ 62.07 35.06 8.84 32.50 280 0 AVERAGE

Mode	38	
	Band Edge - R	
	U-NII-3_5.725-5.85_ 802.11ac VHT80_CH155_5775MHz	
Pol.	Horizontal	Fundamental
Peak	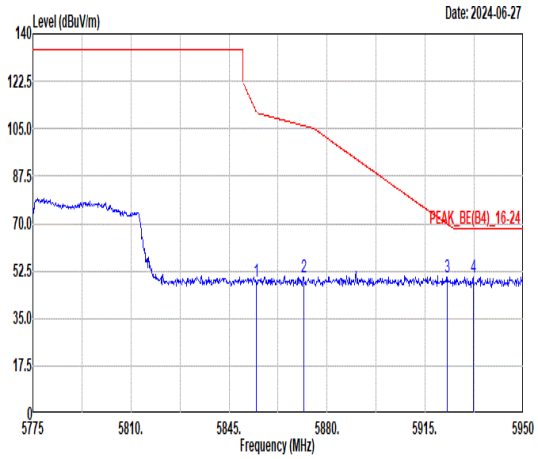 Freq Level Limit Line Margin Read Level Ant Factor Cable Loss Preamp Factor APos TPos Remark MHz dBuV/m dBuV/m dB dBuV dB/m dB dB cm deg 1 5854.80 48.59 111.26 -62.67 37.11 35.11 8.87 32.50 280 0 PEAK 2 5871.60 50.34 106.15 -55.81 38.87 35.12 8.85 32.50 280 0 PEAK 3 5922.88 50.39 69.77 -19.38 38.95 35.15 8.79 32.50 280 0 PEAK 4 5932.15 50.41 68.30 -17.89 38.97 35.16 8.78 32.50 280 0 PEAK	Blank

Mode	38	
	Band Edge - L	
	U-NII-3_5.725-5.85_ 802.11ac VHT80_CH155_5775MHz	
Pol.	Vertical	Fundamental
Peak	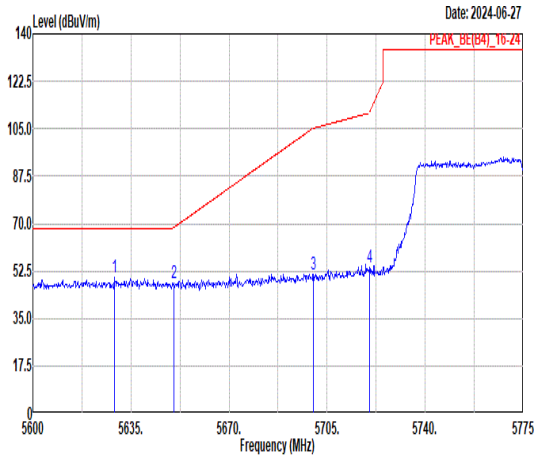 Freq Level Limit Line Margin Read Level Ant Factor Cable Loss Preamp Factor APos TPos Remark MHz dBuV/m dBuV/m dB dBuV dB/m dB dB cm deg 1 5629.05 49.93 68.30 -18.37 39.13 34.98 8.32 32.50 287 181 PEAK 2 5650.23 48.04 68.47 -20.43 37.15 34.99 8.40 32.50 287 181 PEAK 3 5700.10 51.24 105.23 -53.99 40.14 35.02 8.58 32.50 287 181 PEAK 4 5720.23 54.06 111.31 -57.25 42.87 35.03 8.66 32.50 287 181 PEAK	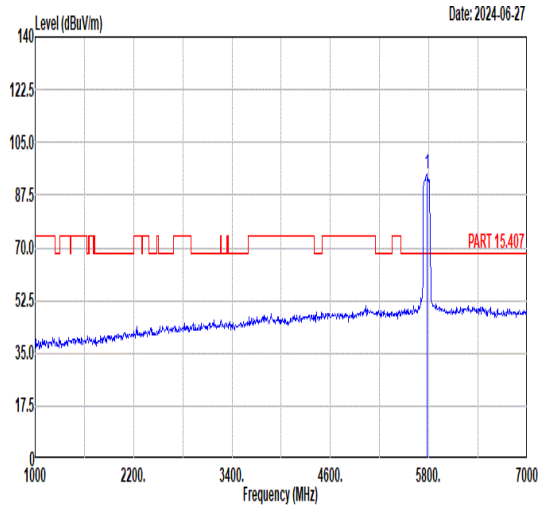 Freq Level Limit Line Margin Read Level Ant Factor Cable Loss Preamp Factor APos TPos Remark MHz dBuV/m dBuV/m dB dBuV dB/m dB dB cm deg 1 5775.00 94.34 ------ ------ 82.92 35.06 8.86 32.50 287 181 PEAK
Avg	Blank	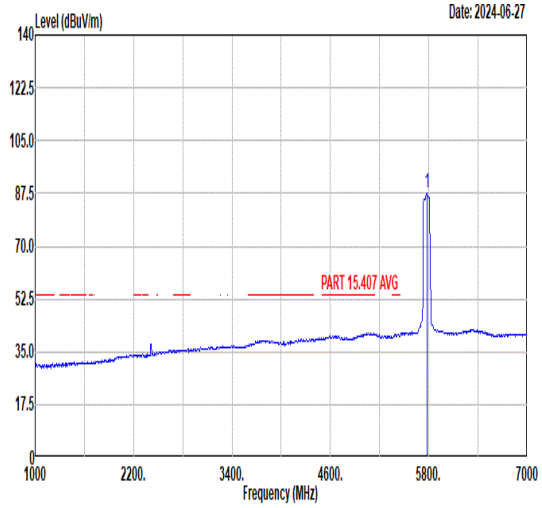 Freq Level Limit Line Margin Read Level Ant Factor Cable Loss Preamp Factor APos TPos Remark MHz dBuV/m dBuV/m dB dBuV dB/m dB dB cm deg 1 5775.00 87.57 ------ ------ 76.15 35.06 8.86 32.50 287 181 AVERAGE

Mode	38	
	Band Edge - R	
	U-NII-3_5.725-5.85_ 802.11ac VHT80_CH155_5775MHz	
Pol.	Vertical	Fundamental
Peak	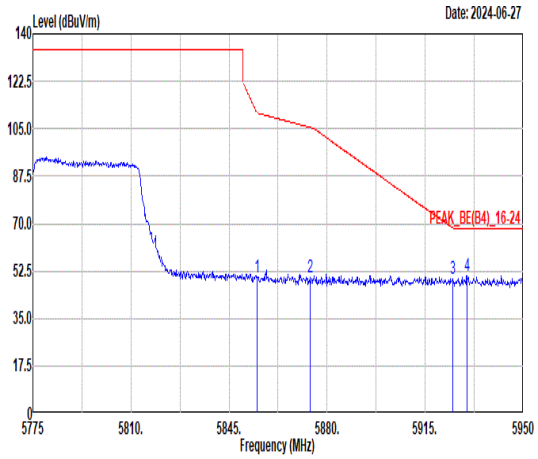 Freq Level Limit Line Margin Read Level Ant Factor Cable Loss Preamp Factor APos TPos Remark MHz dBuV/m dBuV/m dB dBuV dB/m dB dB cm deg 1 5854.98 50.23 110.86 -60.63 38.75 35.11 8.87 32.50 287 181 PEAK 2 5874.05 50.02 105.47 -55.45 38.55 35.12 8.85 32.50 287 181 PEAK 3 5924.98 49.40 68.22 -18.82 37.95 35.16 8.79 32.50 287 181 PEAK 4 5929.88 50.98 68.30 -17.32 39.54 35.16 8.78 32.50 287 181 PEAK	Blank

Mode	38	
	Harmonic	
	U-NII-3_5.725-5.85_ 802.11ac VHT80_CH155_5775MHz	
Pol.	Horizontal	Vertical
Peak Avg	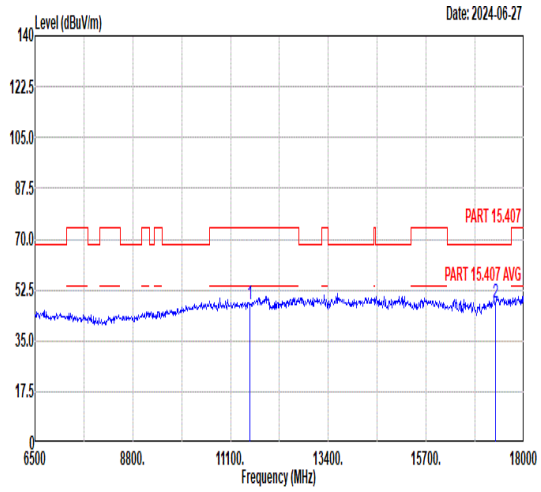 Freq Level Limit Line Margin Read Level Ant Factor Cable Loss Preamp Factor APos TPos Remark MHz dBuV/m dBuV/m dB dBuV dB/m dB dB cm deg 1 11550.00 47.49 74.00 -26.51 55.86 37.84 11.48 57.69 -- -- Peak 2 17325.00 47.98 68.30 -20.32 52.22 40.41 13.19 57.84 -- -- Peak	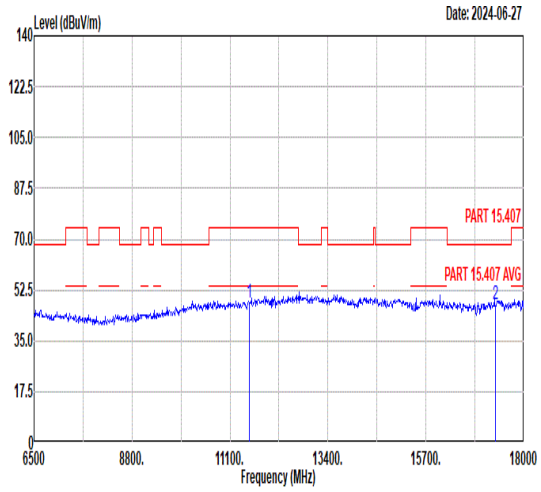 Freq Level Limit Line Margin Read Level Ant Factor Cable Loss Preamp Factor APos TPos Remark MHz dBuV/m dBuV/m dB dBuV dB/m dB dB cm deg 1 11550.00 47.93 74.00 -26.07 56.30 37.84 11.48 57.69 -- -- Peak 2 17325.00 47.44 68.30 -20.86 51.68 40.41 13.19 57.84 -- -- Peak

Mode	39	
	Harmonic	
	U-NII-2C-3_5.47-5.725_802.11a_CH144_5720MHz	
Pol.	Horizontal	Vertical
Peak Avg	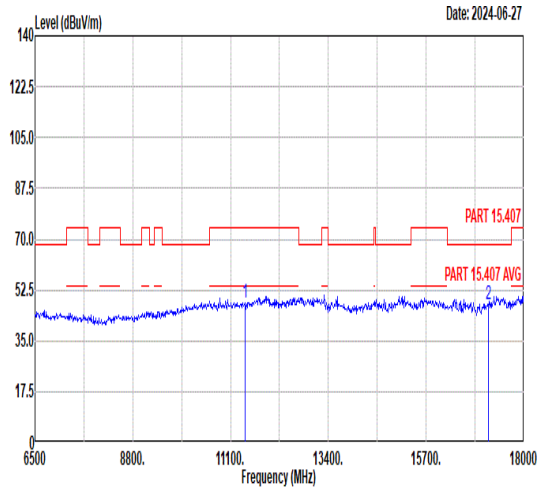 Freq Level Limit Line Margin Read Level Ant Factor Cable Loss Preamp Factor APos TPos Remark MHz dBuV/m dBuV/m dB dBuV dB/m dB dB cm deg 1 11440.00 48.24 74.00 -25.76 56.86 37.77 11.42 57.81 -- -- Peak 2 17160.00 47.61 68.30 -20.69 52.36 40.16 13.16 58.07 -- -- Peak	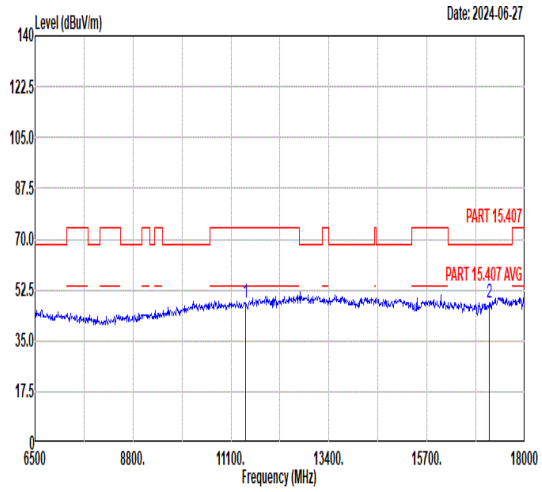 Freq Level Limit Line Margin Read Level Ant Factor Cable Loss Preamp Factor APos TPos Remark MHz dBuV/m dBuV/m dB dBuV dB/m dB dB cm deg 1 11440.00 47.83 74.00 -26.17 56.45 37.77 11.42 57.81 -- -- Peak 2 17160.00 47.87 68.30 -20.43 52.62 40.16 13.16 58.07 -- -- Peak

Mode	40	
	Harmonic	
	U-NII-2C-3_5.47-5.725_ 802.11ac VHT20_CH144_5720MHz	
Pol.	Horizontal	Vertical
Peak Avg	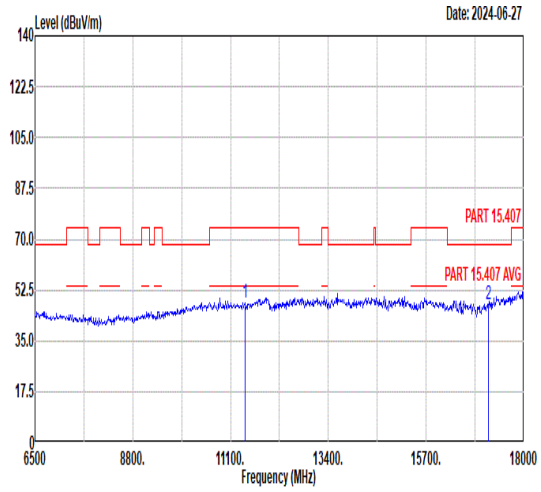 Freq Level Limit Line Margin Read Level Ant Factor Cable Loss Preamp Factor APos TPos Remark MHz dBuV/m dBuV/m dB dBuV dB/m dB dB cm deg 1 11440.00 48.01 74.00 -25.99 56.63 37.77 11.42 57.81 -- -- Peak 2 17160.00 47.37 68.30 -20.93 52.12 40.16 13.16 58.07 -- -- Peak	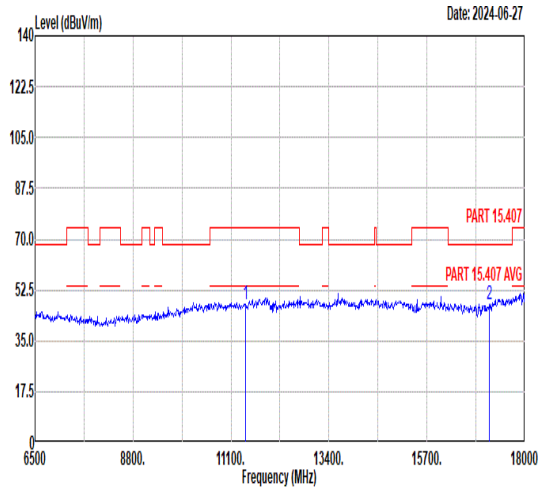 Freq Level Limit Line Margin Read Level Ant Factor Cable Loss Preamp Factor APos TPos Remark MHz dBuV/m dBuV/m dB dBuV dB/m dB dB cm deg 1 11440.00 47.48 74.00 -26.52 56.10 37.77 11.42 57.81 -- -- Peak 2 17160.00 47.30 68.30 -21.00 52.05 40.16 13.16 58.07 -- -- Peak

Mode	41	
	Harmonic	
	U-NII-2C-3_5.47-5.725_ 802.11ac VHT40_CH142_5710MHz	
Pol.	Horizontal	Vertical
Peak Avg	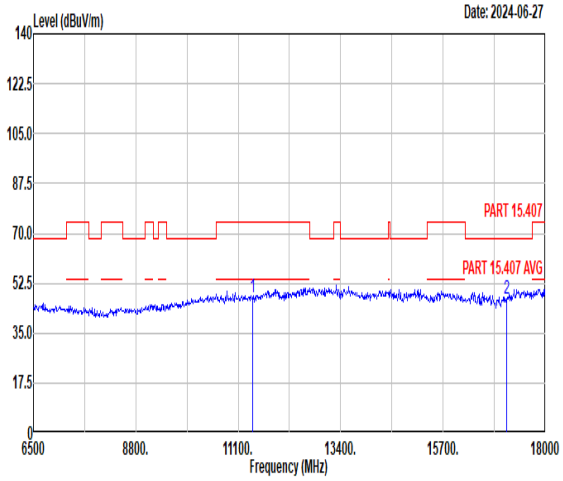 Freq Level Limit Line Margin Read Level Ant Factor Cable Loss Preamp Factor APos TPos Remark MHz dBuV/m dBuV/m dB dBuV dB/m dB dB cm deg 1 11420.00 47.76 74.00 -26.24 56.41 37.77 11.41 57.83 -- -- Peak 2 17130.00 47.23 68.30 -21.07 52.08 40.11 13.15 58.11 -- -- Peak	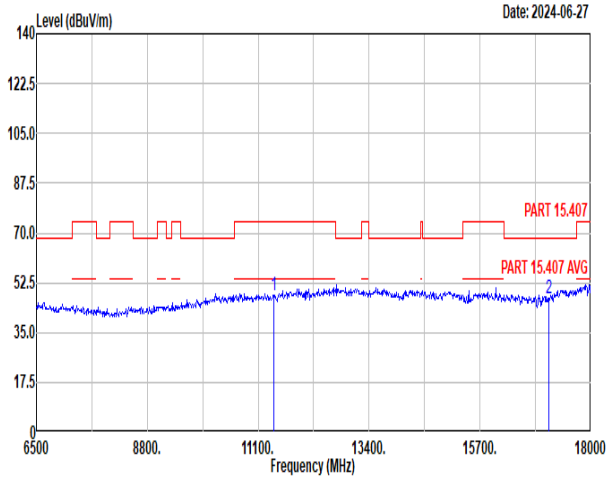 Freq Level Limit Line Margin Read Level Ant Factor Cable Loss Preamp Factor APos TPos Remark MHz dBuV/m dBuV/m dB dBuV dB/m dB dB cm deg 1 11420.00 47.98 74.00 -26.02 56.63 37.77 11.41 57.83 -- -- Peak 2 17130.00 47.04 68.30 -21.26 51.89 40.11 13.15 58.11 -- -- Peak

Mode	42	
	Harmonic	
	U-NII-2C-3_5.47-5.725_ 802.11ac VHT80_CH138_5690MHz	
Pol.	Horizontal	Vertical
Peak Avg	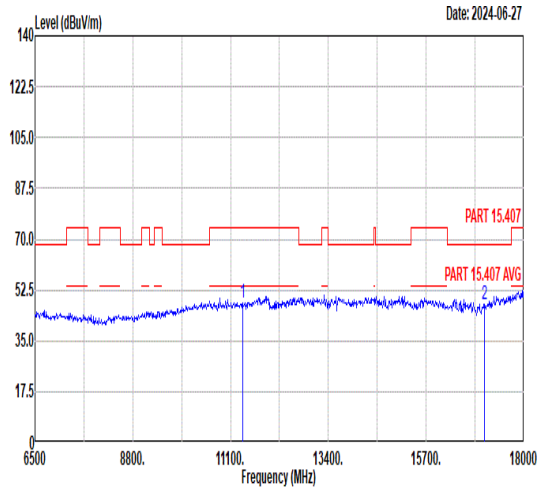 Freq Level Limit Line Margin Read Level Ant Factor Cable Loss Preamp Factor APos TPos Remark MHz dBuV/m dBuV/m dB dBuV dB/m dB dB cm deg 1 11380.00 48.25 74.00 -25.75 56.98 37.75 11.40 57.88 157 285 Peak 2 17070.00 47.76 68.30 -20.54 52.81 40.01 13.14 58.20 165 246 Peak	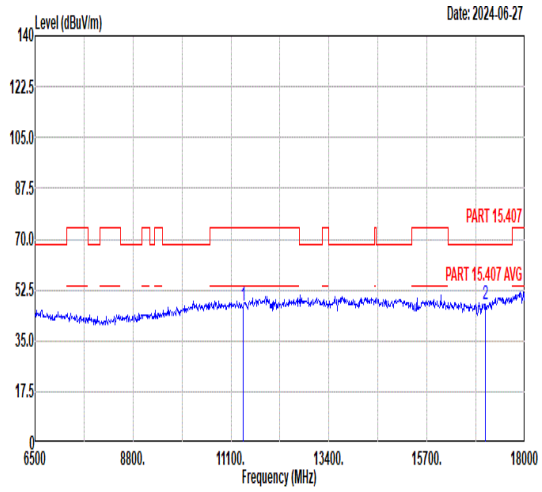 Freq Level Limit Line Margin Read Level Ant Factor Cable Loss Preamp Factor APos TPos Remark MHz dBuV/m dBuV/m dB dBuV dB/m dB dB cm deg 1 11380.00 47.16 74.00 -26.84 55.89 37.75 11.40 57.88 122 291 Peak 2 17070.00 47.62 68.30 -20.68 52.67 40.01 13.14 58.20 153 102 Peak

Mode	43	
	U-NII-1 ~ U-NII-2C LF	
	U-NII-1_5.47-5.725_ 802.11ac VHT40_CH38_LF	
Pol.	**Horizontal**	**Vertical**
Peak	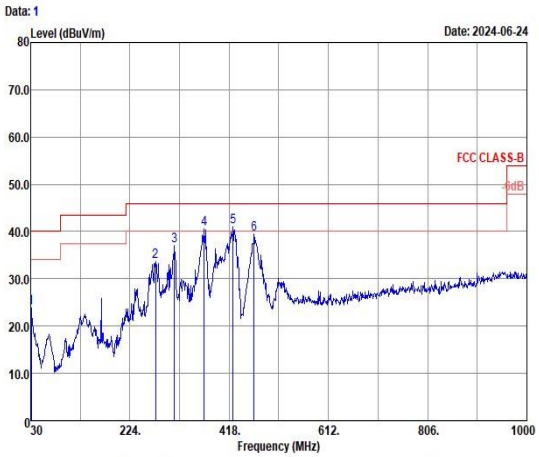 Freq Level Over Limit Limit Line ReadLevel Antenna Factor Cable Loss Preamp Factor A/Pos T/Pos Remark MHz dBuV/m dB dBuV/m dBuV dB/m dB dB cm deg 1 30.97 23.79 -16.21 40.00 30.09 24.78 0.54 31.62 --- --- Peak 2 274.44 33.74 -12.26 46.00 44.45 19.12 1.72 31.55 --- --- Peak 3 311.30 37.02 -8.98 46.00 46.93 19.73 1.84 31.48 --- --- Peak 4 ! 369.50 40.53 -5.47 46.00 48.67 21.27 2.03 31.44 --- --- Peak 5 ! 425.76 41.05 -4.95 46.00 47.74 22.66 2.15 31.50 --- --- Peak 6 466.50 39.34 -6.66 46.00 45.00 23.57 2.24 31.47 --- --- Peak	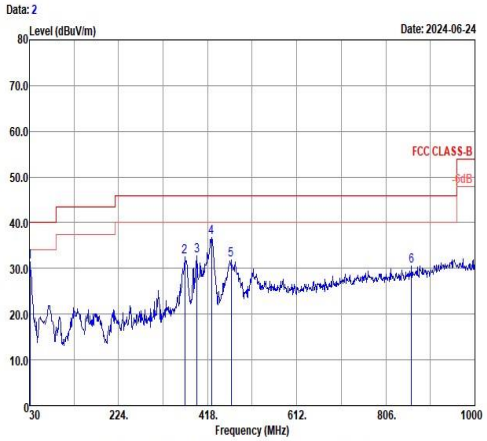 Freq Level Over Limit Limit Line ReadLevel Antenna Factor Cable Loss Preamp Factor A/Pos T/Pos Remark MHz dBuV/m dB dBuV/m dBuV dB/m dB dB cm deg 1 30.97 31.34 -8.66 40.00 37.64 24.78 0.54 31.62 --- --- Peak 2 368.53 32.47 -13.53 46.00 40.65 21.24 2.02 31.44 --- --- Peak 3 394.72 32.68 -13.32 46.00 40.14 21.94 2.09 31.49 --- --- Peak 4 426.73 36.71 -9.29 46.00 43.38 22.68 2.15 31.50 --- --- Peak 5 469.41 31.87 -14.13 46.00 37.44 23.64 2.25 31.46 --- --- Peak 6 862.26 30.49 -15.51 46.00 29.31 29.15 3.08 31.05 --- --- Peak

Mode	44	
	U-NII-3 LF	
	U-NII-3_5.725-5.85_ 802.11ac VHT20_CH149_LF	
Pol.	Horizontal	Vertical
Peak	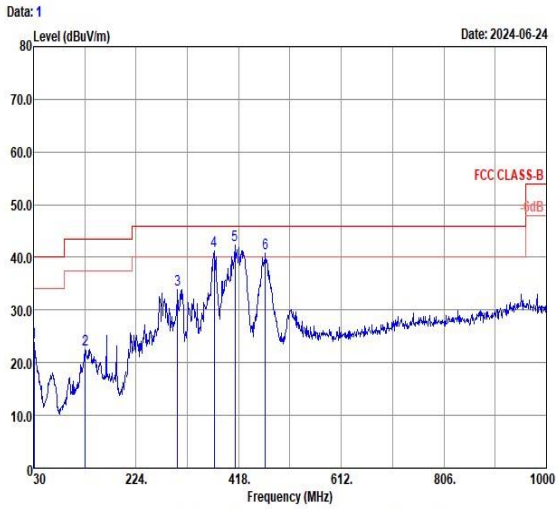 Freq Level Over Limit Limit Line ReadLevel Antenna Factor Cable Loss Preamp Factor A/Pos T/Pos Remark MHz dBuV/m dB dBuV/m dBuV dB/m dB dB cm deg 1 30.97 23.78 -16.22 40.00 30.08 24.78 0.54 31.62 --- --- Peak 2 127.97 22.58 -20.92 43.50 35.66 17.55 1.16 31.79 --- --- Peak 3 302.57 33.84 -12.16 46.00 44.02 19.50 1.81 31.49 --- --- Peak 4 ! 371.44 41.17 -4.83 46.00 49.26 21.32 2.03 31.44 --- --- Peak 5 ! 411.21 42.31 -3.69 46.00 49.36 22.33 2.12 31.50 --- --- Peak 6 ! 468.44 40.88 -5.12 46.00 46.47 23.62 2.25 31.46 --- --- Peak	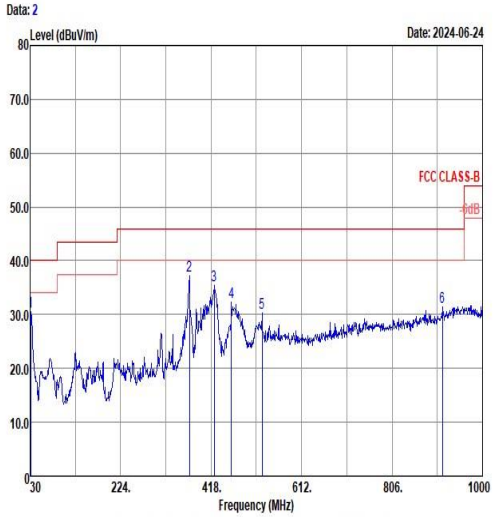 Freq Level Over Limit Limit Line ReadLevel Antenna Factor Cable Loss Preamp Factor A/Pos T/Pos Remark MHz dBuV/m dB dBuV/m dBuV dB/m dB dB cm deg 1 30.97 30.50 -9.50 40.00 36.80 24.78 0.54 31.62 --- --- Peak 2 371.44 37.14 -8.86 46.00 45.23 21.32 2.03 31.44 --- --- Peak 3 424.79 35.48 -10.52 46.00 42.19 22.64 2.15 31.50 --- --- Peak 4 461.65 32.31 -13.69 46.00 38.10 23.46 2.23 31.48 --- --- Peak 5 527.61 30.35 -15.65 46.00 33.77 25.47 2.40 31.29 --- --- Peak 6 913.67 31.40 -14.60 46.00 28.91 30.18 3.18 30.87 --- --- Peak

Appendix D. Duty Cycle Plots

Band	Duty Cycle(%)	T(ms)	1/T(kHz)	VBW Setting
802.11a	98.57	-	-	10Hz
802.11ac VHT20	98.48	-	-	10Hz
802.11ac VHT40	95.92	0.940	1.064	3KHz
802.11ac VHT80	84	0.420	2.381	3KHz

802.11a

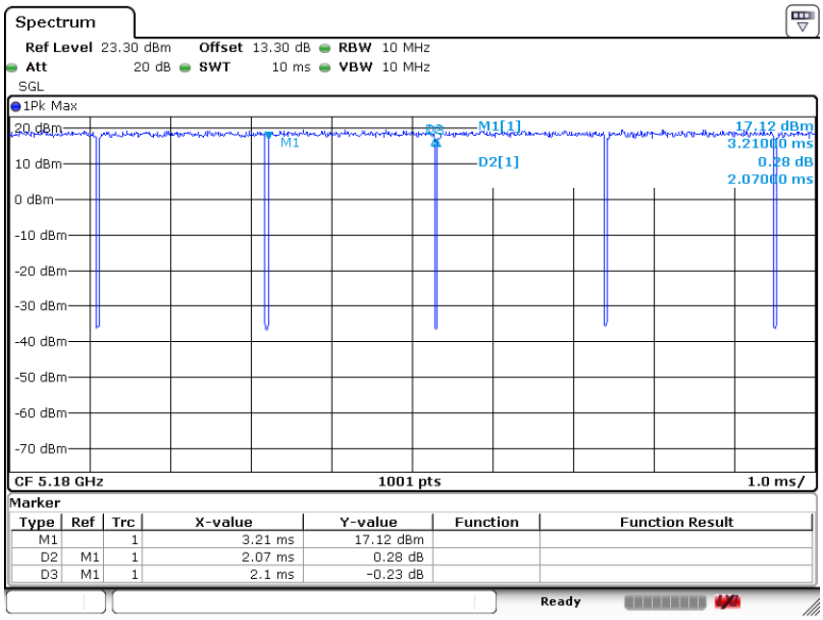

802.11ac VHT20

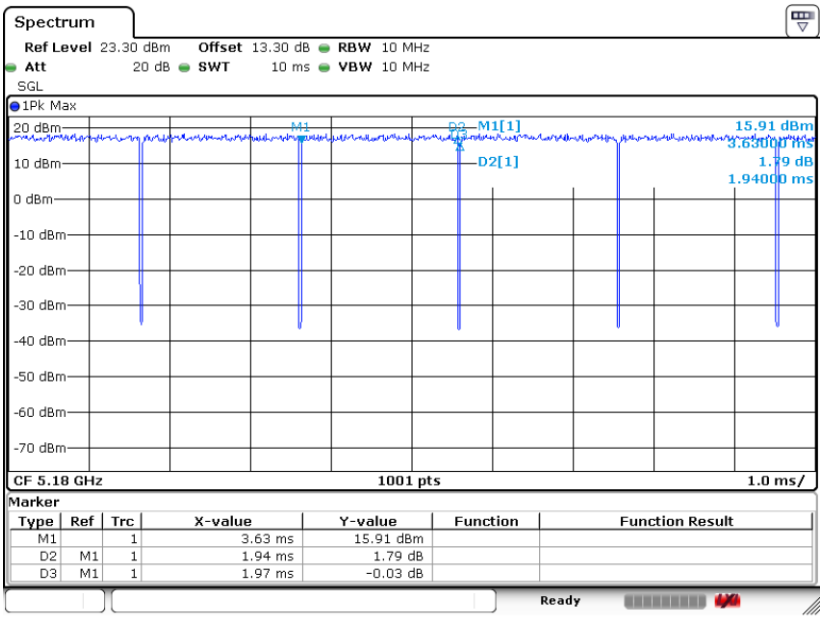

802.11ac VHT40

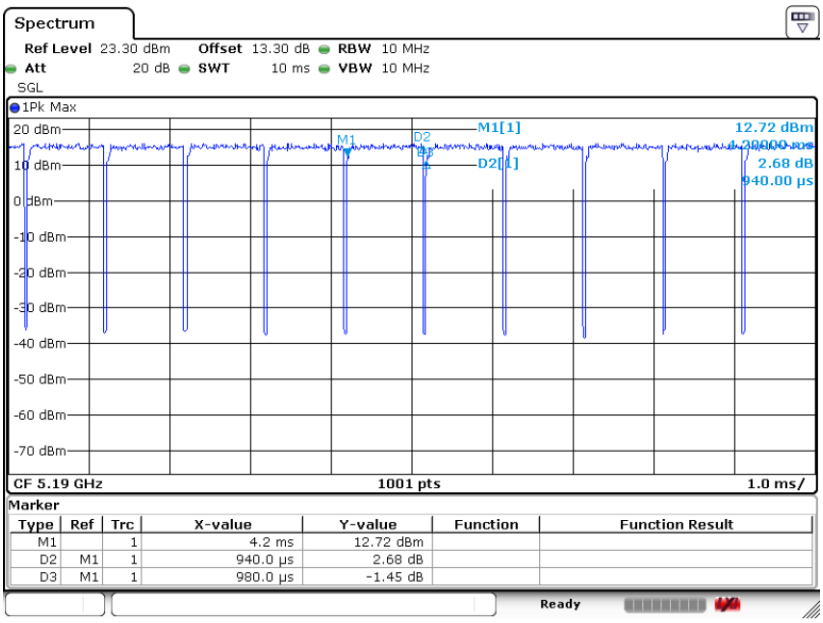
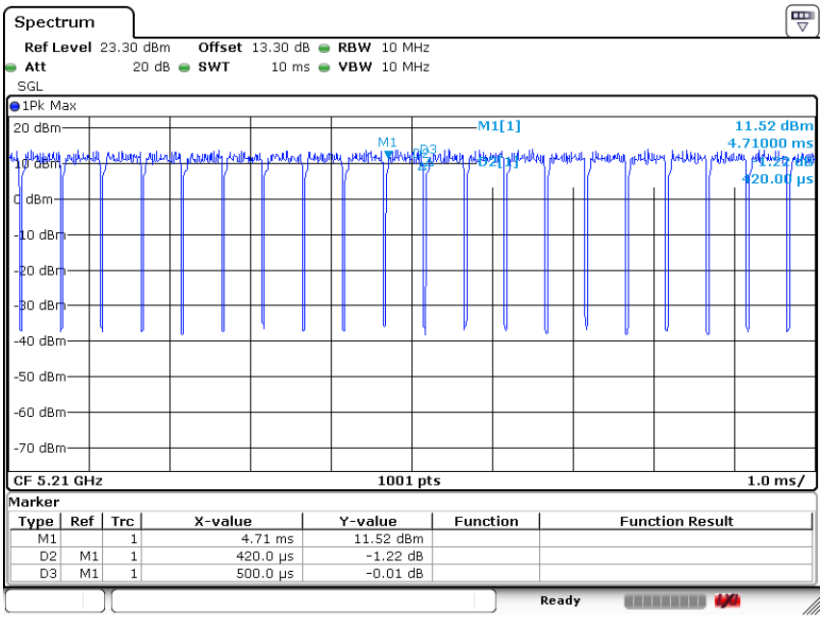
802.11ac VHT80