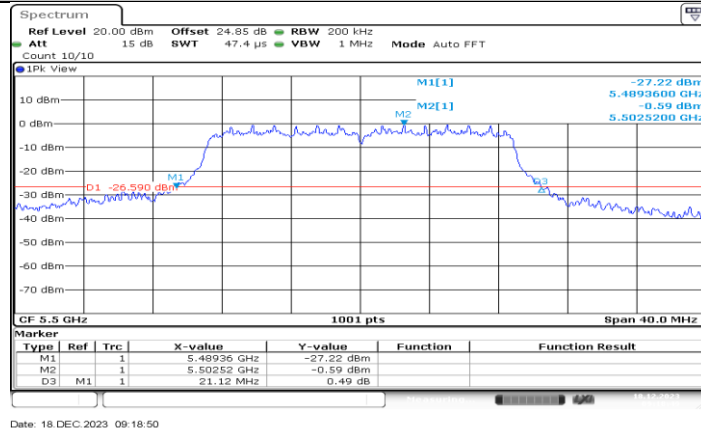
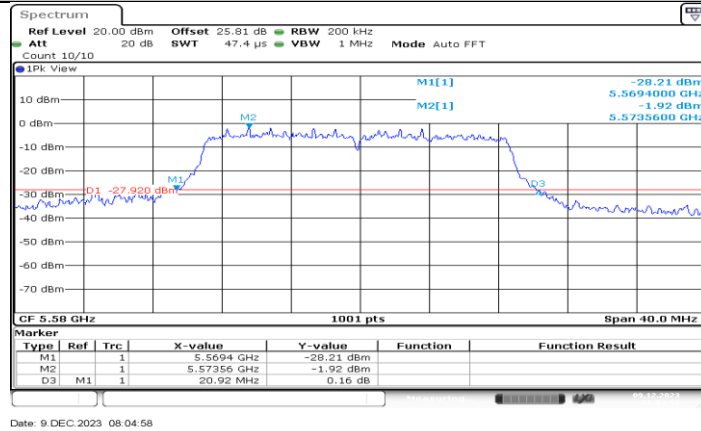


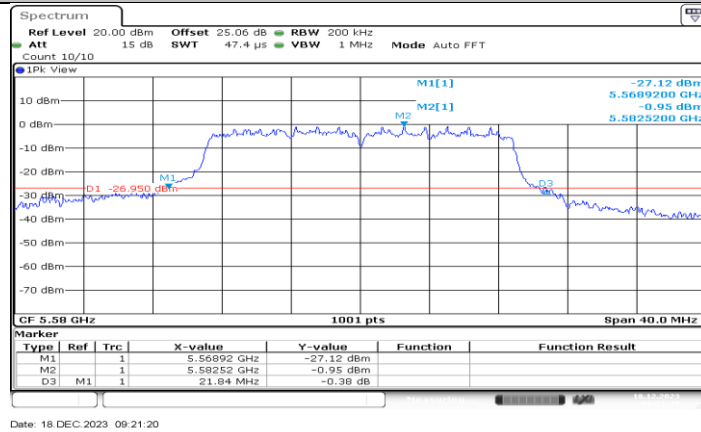
11N20SISO_Ant1_5500

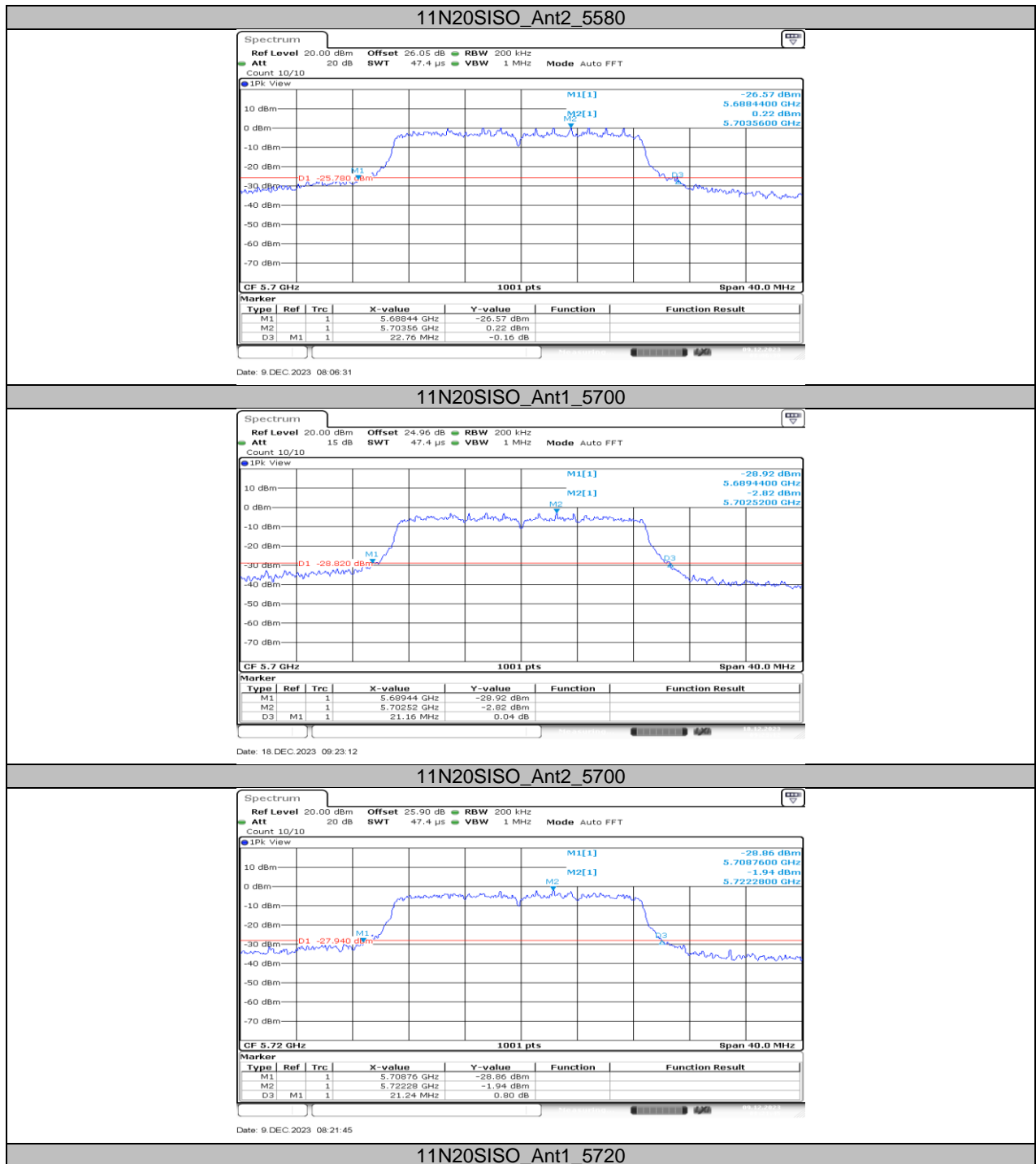


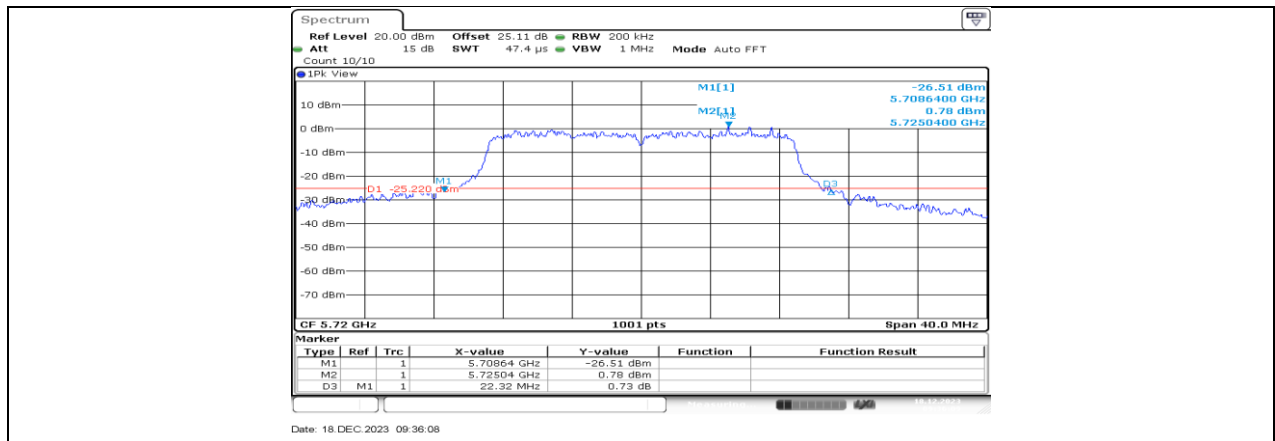
11N20SISO_Ant2_5500



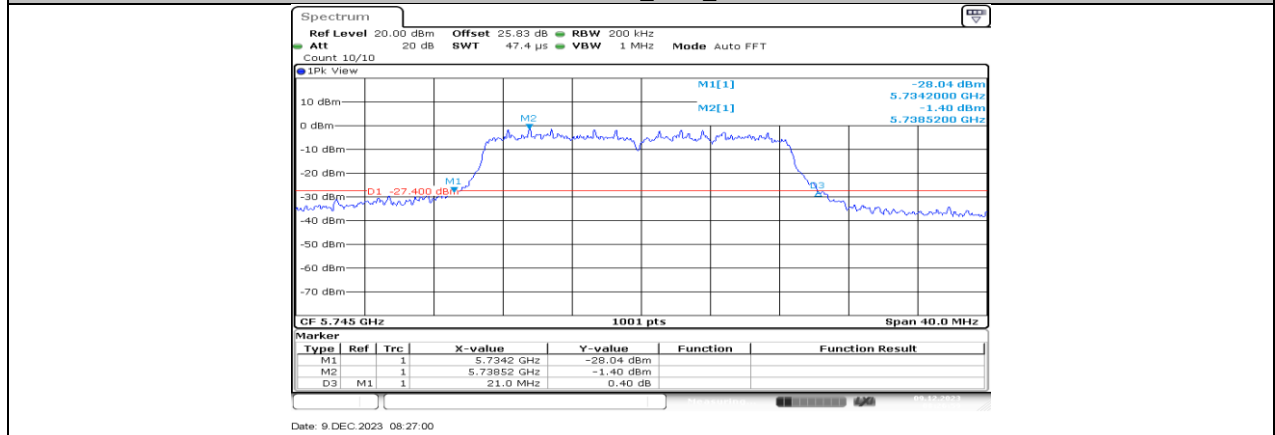
11N20SISO_Ant1_5580



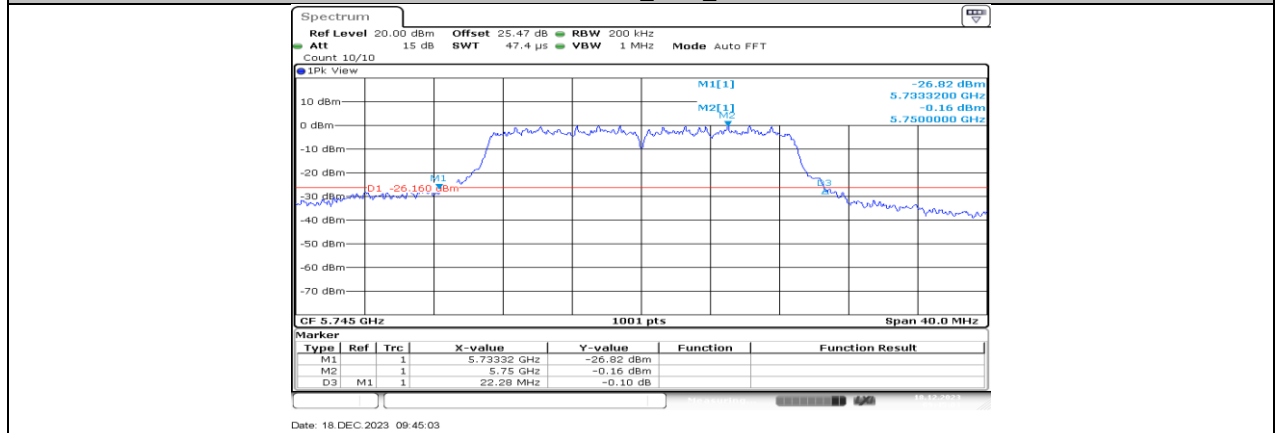




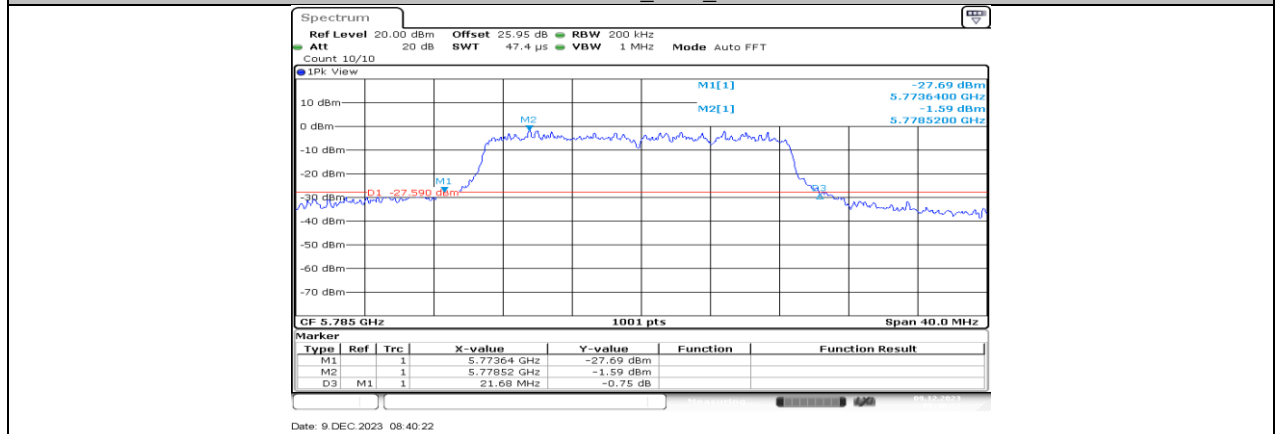
11N20SISO_Ant2_5720



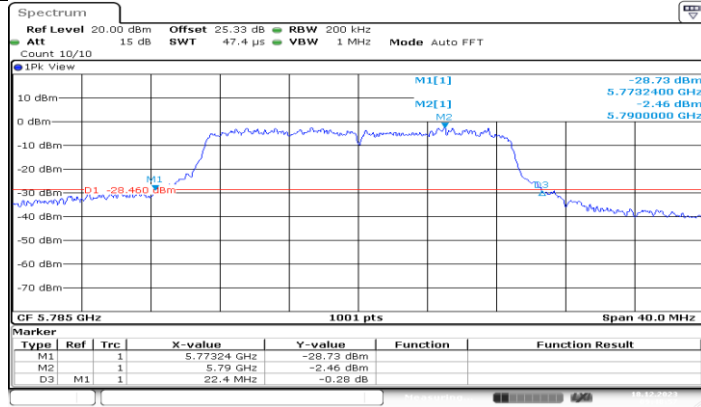
11N20SISO_Ant1_5745



11N20SISO_Ant2_5745

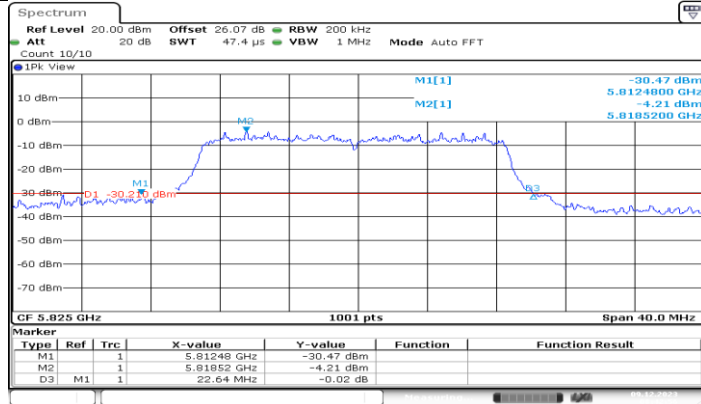


11N20SISO_Ant1_5785



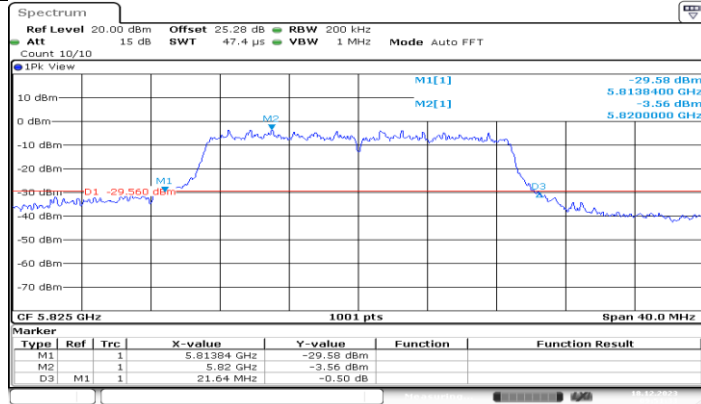
Date: 18 DEC 2023 09:48:57

11N20SISO_Ant2_5785



Date: 9 DEC 2023 08:42:57

11N20SISO_Ant1_5825



Date: 18 DEC 2023 09:51:34

11N20SISO_Ant2_5825

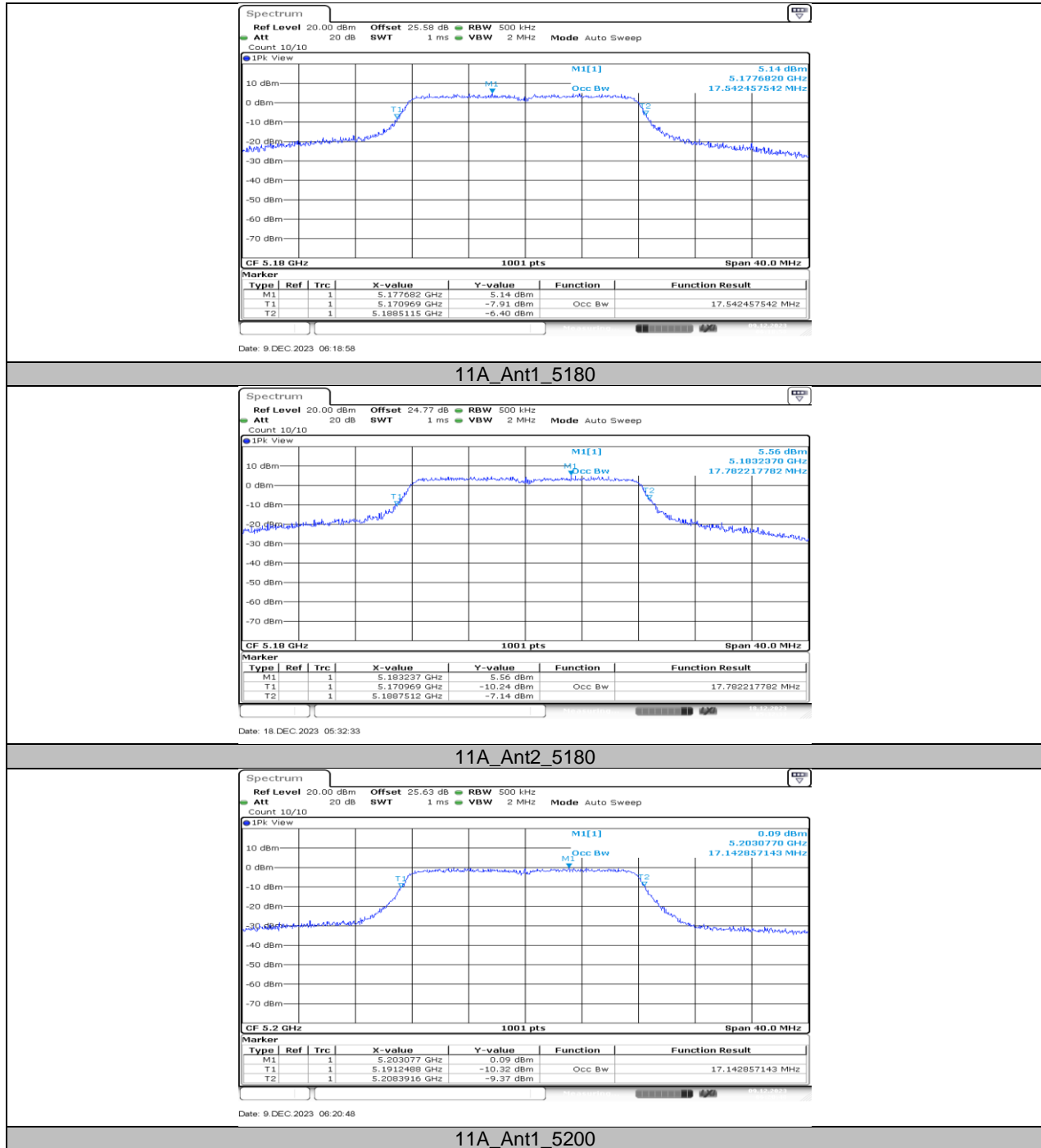
11.2. APPENDIX A2: OCCUPIED CHANNEL BANDWIDTH

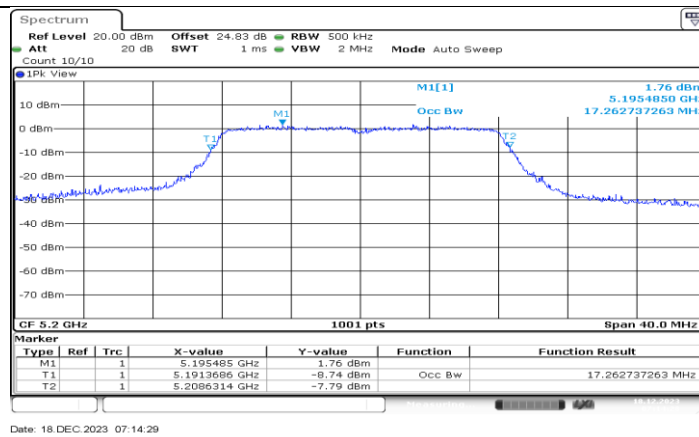
11.2.1. Test Result

Test Mode	Antenna	Frequency[MHz]	OCB [MHz]	FL[MHz]	FH[MHz]	Verdict
11A	Ant1	5180	17.542	5170.9690	5188.5115	PASS
	Ant2	5180	17.782	5170.9690	5188.7512	PASS
	Ant1	5200	17.143	5191.2488	5208.3916	PASS
	Ant2	5200	17.263	5191.3686	5208.6314	PASS
	Ant1	5240	17.143	5231.2887	5248.4316	PASS
	Ant2	5240	17.183	5231.4486	5248.6314	PASS
	Ant1	5260	17.103	5251.2887	5268.3916	PASS
	Ant2	5260	17.223	5251.4086	5268.6314	PASS
	Ant1	5280	17.143	5271.2488	5288.3916	PASS
	Ant2	5280	17.183	5271.4486	5288.6314	PASS
	Ant1	5320	17.183	5311.1688	5328.3516	PASS
	Ant2	5320	17.263	5311.3686	5328.6314	PASS
	Ant1	5500	17.223	5491.1688	5508.3916	PASS
	Ant2	5500	17.223	5491.4086	5508.6314	PASS
	Ant1	5580	17.183	5571.1688	5588.3516	PASS
	Ant2	5580	17.263	5571.3287	5588.5914	PASS
	Ant1	5700	17.143	5691.2088	5708.3516	PASS
	Ant2	5700	17.143	5691.4486	5708.5914	PASS
	Ant1	5720	17.183	5711.1688	5728.3516	PASS
	Ant2	5720	17.183	5711.4086	5728.5914	PASS
	Ant1	5720_UNII-2C	13.831	5711.1688	5725	PASS
	Ant2	5720_UNII-2C	13.591	5711.4086	5725	PASS
	Ant1	5720_UNII-3	3.352	5725	5728.3516	PASS
	Ant2	5720_UNII-3	3.591	5725	5728.5914	PASS
	Ant1	5745	17.383	5736.0090	5753.3916	PASS
	Ant2	5745	17.183	5736.3686	5753.5514	PASS
	Ant1	5785	17.303	5776.0490	5793.3516	PASS
	Ant2	5785	17.303	5776.2488	5793.5514	PASS
	Ant1	5825	17.343	5816.0490	5833.3916	PASS
	Ant2	5825	17.303	5816.2887	5833.5914	PASS
11N20SISO	Ant1	5180	18.222	5170.6893	5188.9111	PASS
	Ant2	5180	18.222	5170.8891	5189.1109	PASS
	Ant1	5200	18.262	5190.6893	5208.9510	PASS
	Ant2	5200	18.262	5190.8492	5209.1109	PASS
	Ant1	5240	18.182	5230.7293	5248.9111	PASS
	Ant2	5240	18.222	5230.8891	5249.1109	PASS
	Ant1	5260	18.182	5250.7293	5268.9111	PASS
	Ant2	5260	18.222	5250.9291	5269.1508	PASS
	Ant1	5280	18.222	5270.6893	5288.9111	PASS
	Ant2	5280	18.182	5270.9291	5289.1109	PASS
	Ant1	5320	18.182	5310.6893	5328.8711	PASS
	Ant2	5320	18.222	5310.8891	5329.1109	PASS
	Ant1	5500	18.182	5490.6893	5508.8711	PASS
	Ant2	5500	18.222	5490.9291	5509.1508	PASS
	Ant1	5580	18.142	5570.6893	5588.8312	PASS
	Ant2	5580	18.222	5570.8492	5589.0709	PASS
	Ant1	5700	18.342	5690.6094	5708.9510	PASS
	Ant2	5700	18.182	5690.9291	5709.1109	PASS
	Ant1	5720	18.222	5710.6893	5728.9111	PASS
	Ant2	5720	18.342	5710.8092	5729.1508	PASS
	Ant1	5720_UNII-2C	14.311	5710.6893	5725	PASS
	Ant2	5720_UNII-2C	14.191	5710.8092	5725	PASS
	Ant1	5720_UNII-3	3.911	5725	5728.9111	PASS
	Ant2	5720_UNII-3	4.151	5725	5729.1508	PASS
	Ant1	5745	18.182	5735.6494	5753.8312	PASS
	Ant2	5745	18.302	5735.8092	5754.1109	PASS

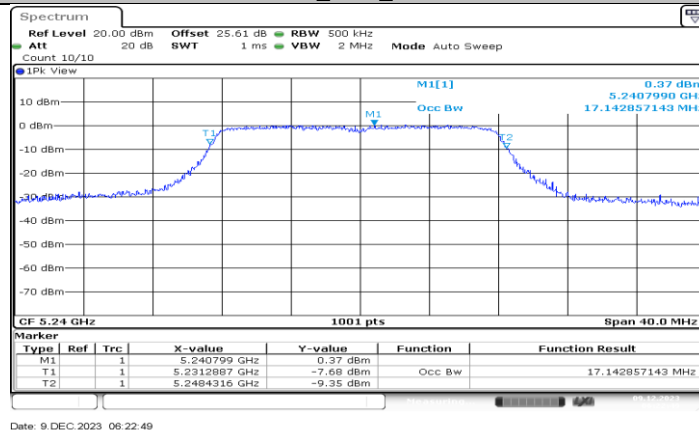
	Ant1	5785	18.342	5775.5295	5793.8711	PASS
	Ant2	5785	18.262	5775.8092	5794.0709	PASS
	Ant1	5825	18.302	5815.5694	5833.8711	PASS
	Ant2	5825	18.262	5815.8092	5834.0709	PASS

11.2.2. Test Graphs

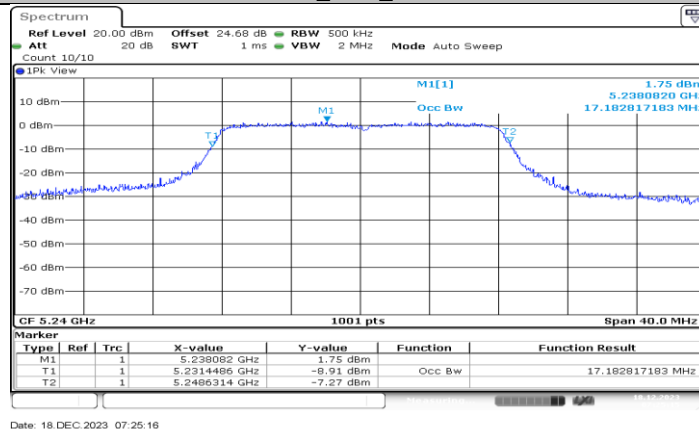




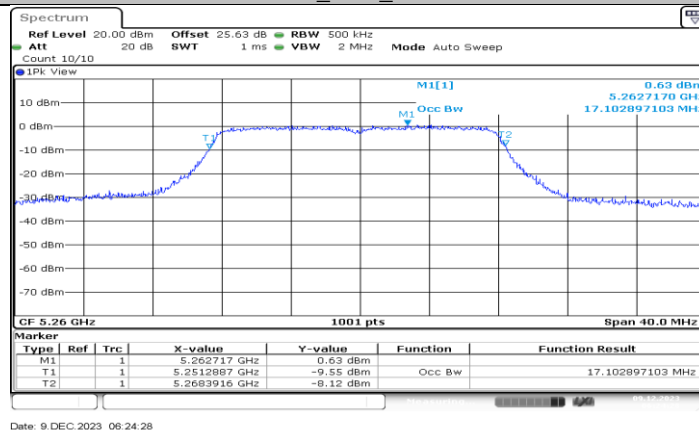
11A_Ant2_5200



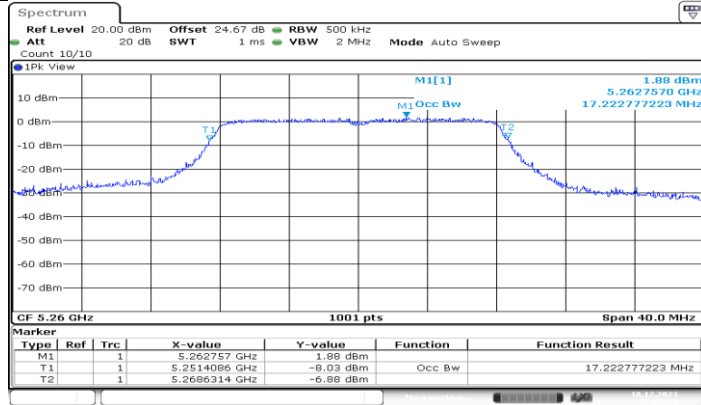
11A_Ant1_5240



11A_Ant2_5240

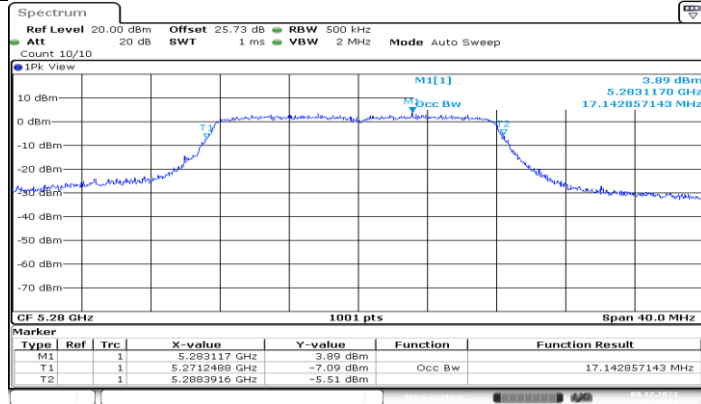


11A_Ant1_5260



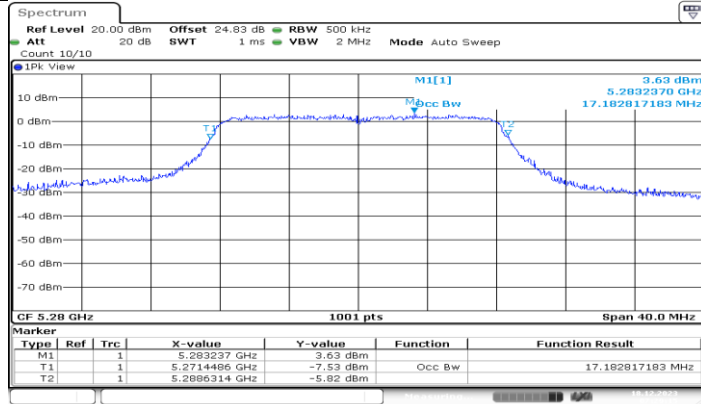
Date: 18 DEC 2023 07:26:52

11A_Ant2_5260



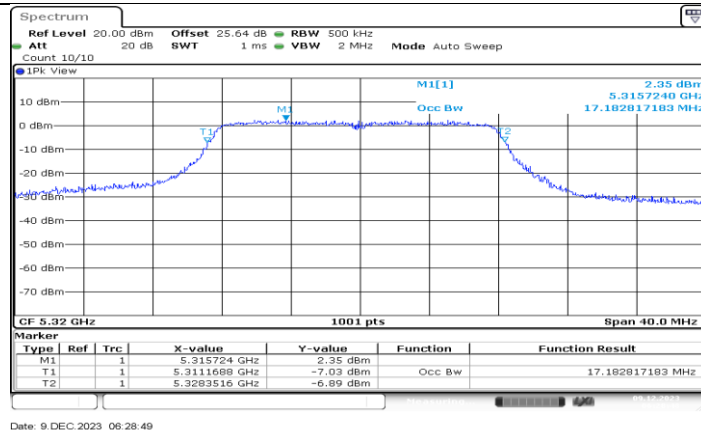
Date: 9 DEC 2023 06:26:10

11A_Ant1_5280

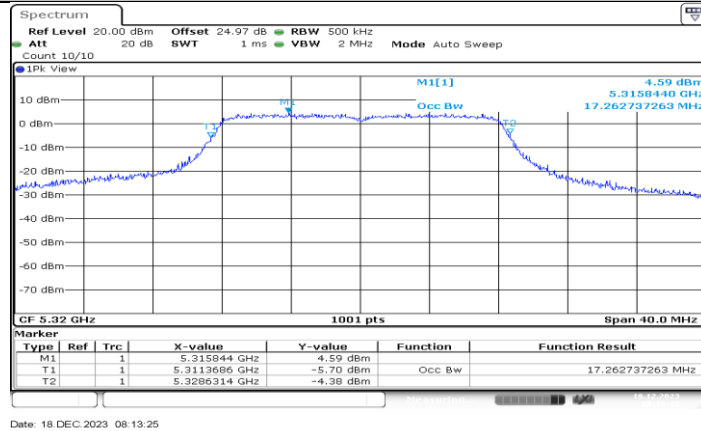


Date: 18 DEC 2023 07:29:15

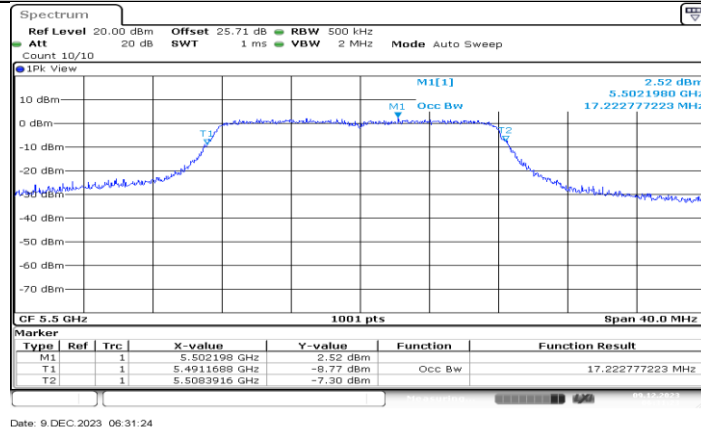
11A_Ant2_5280



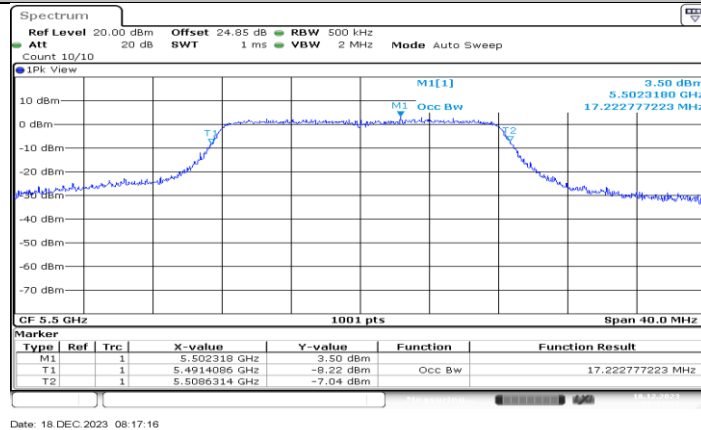
11A_Ant1_5320



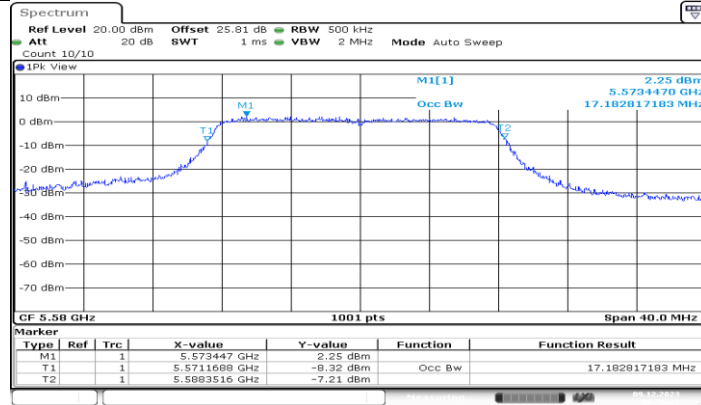
11A_Ant2_5320



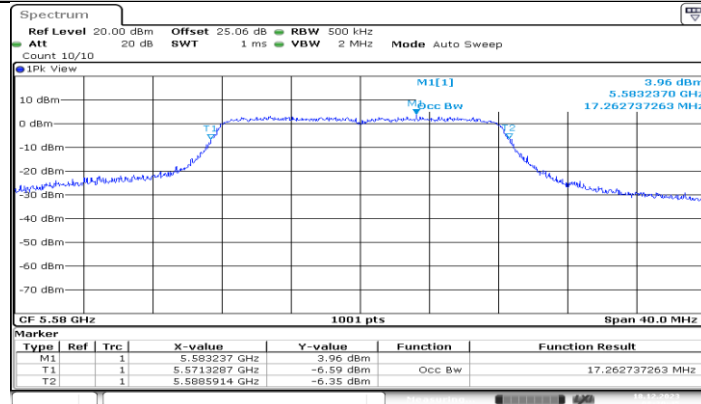
11A_Ant1_5500



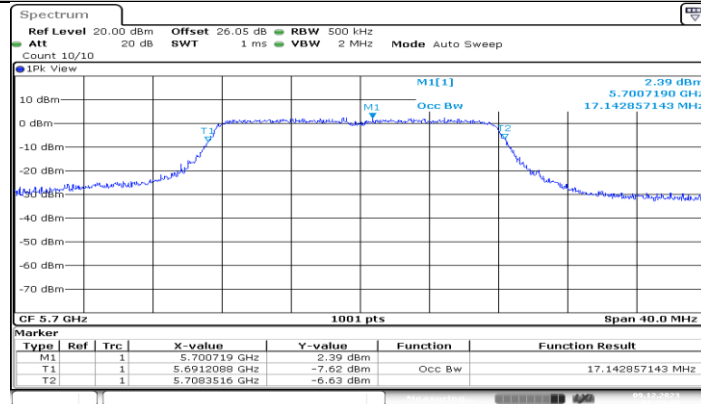
11A_Ant2_5500



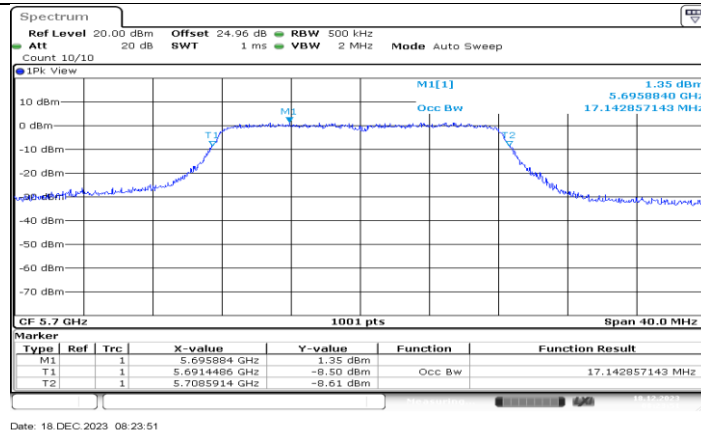
11A_Ant1_5580



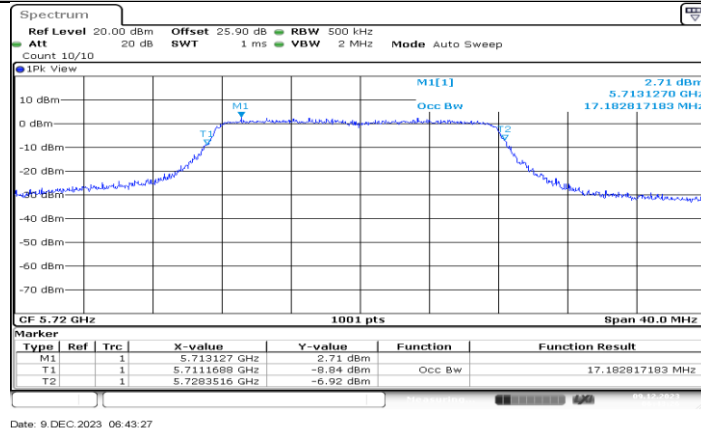
11A_Ant2_5580



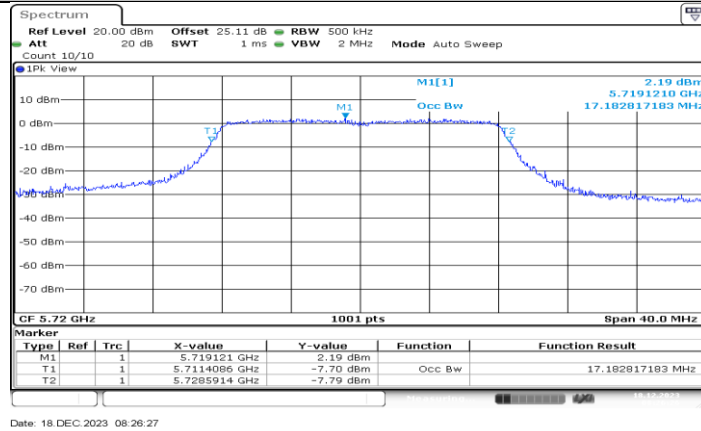
11A_Ant1_5700



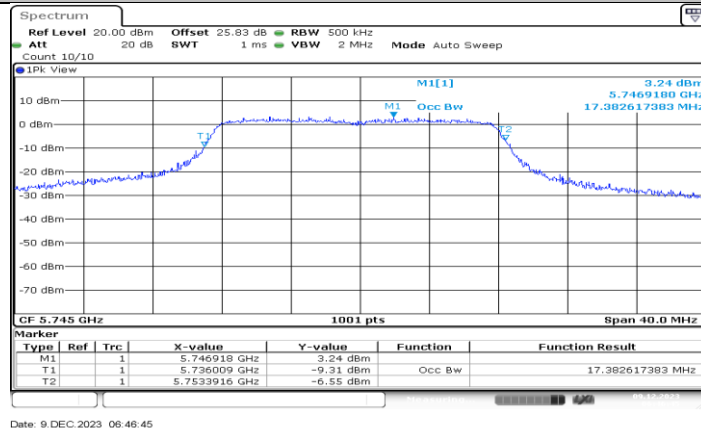
11A_Ant2_5700



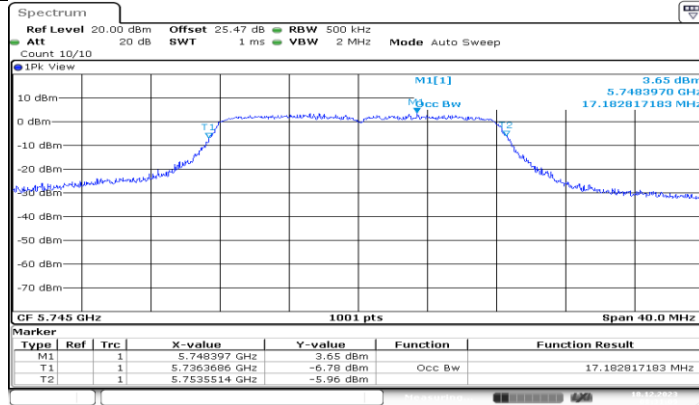
11A_Ant1_5720



11A_Ant2_5720

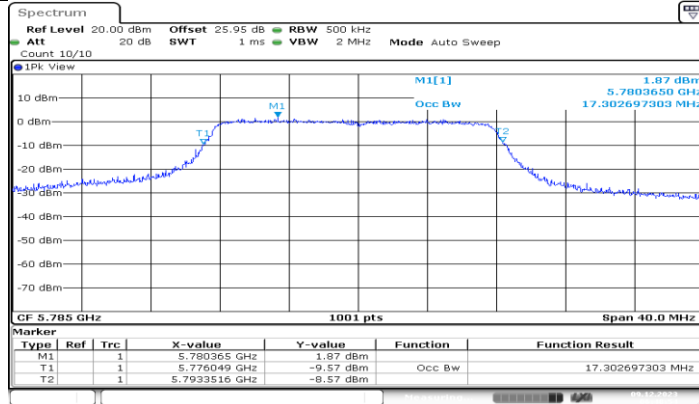


11A_Ant1_5745



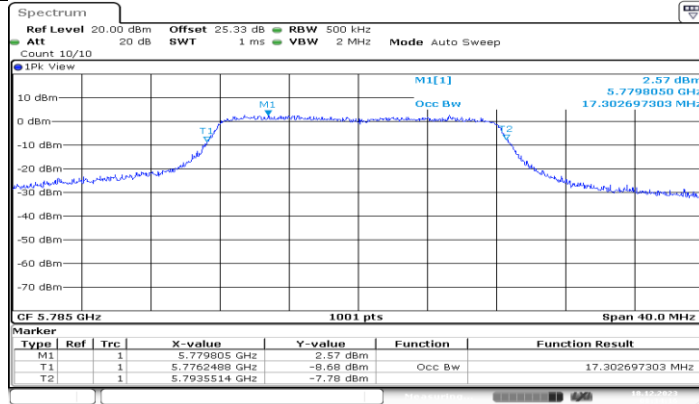
Date: 18 DEC 2023 08:31:09

11A_Ant2_5745



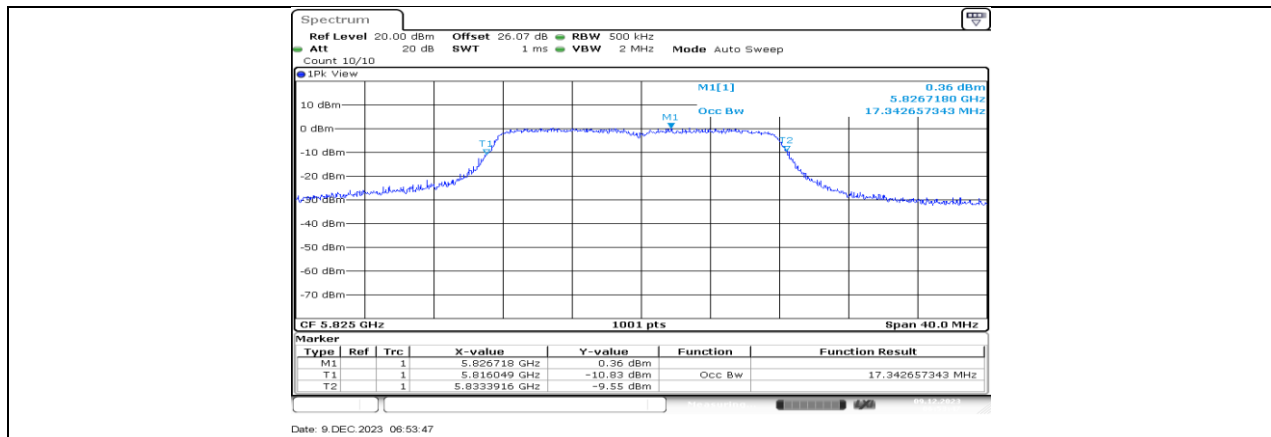
Date: 9 DEC 2023 06:48:54

11A_Ant1_5785

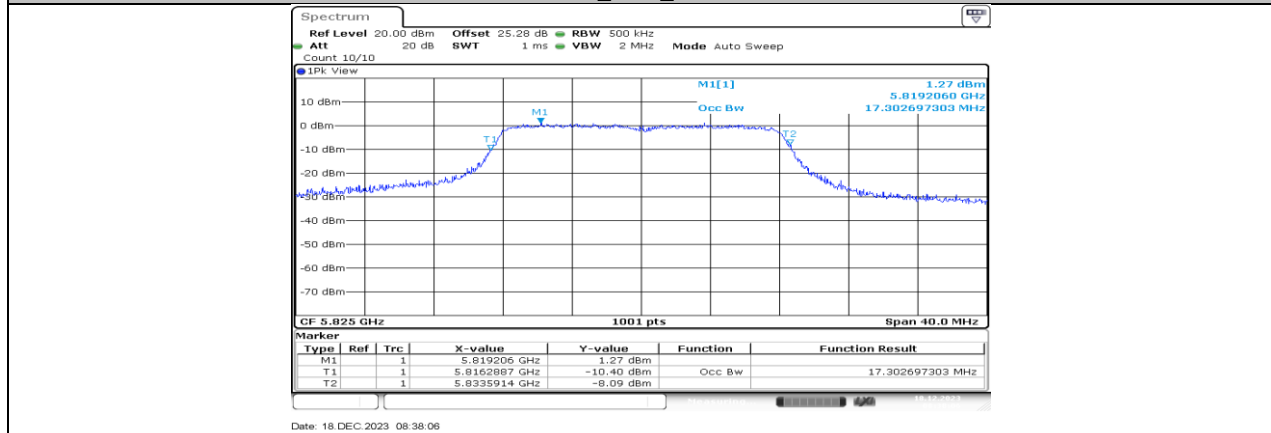


Date: 18 DEC 2023 08:34:17

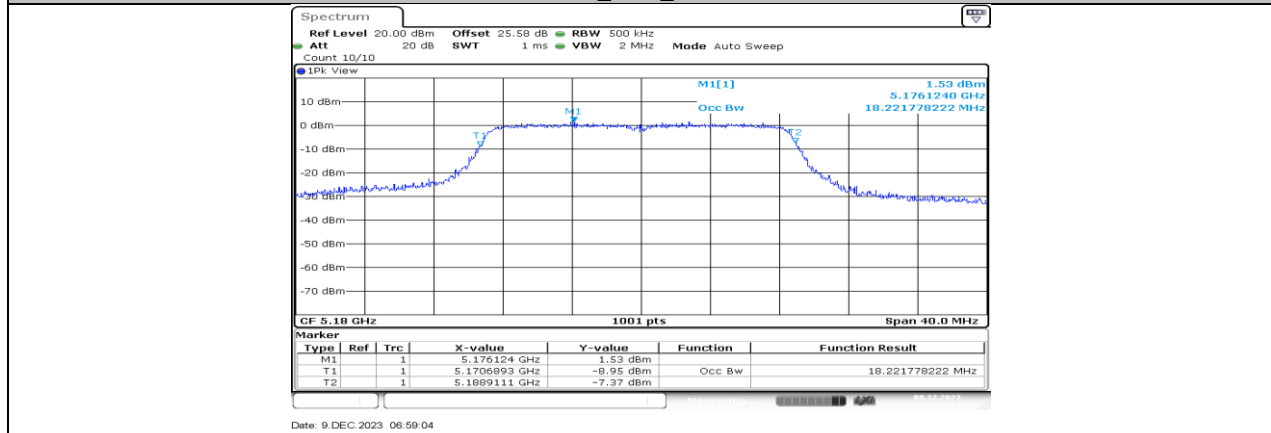
11A_Ant2_5785



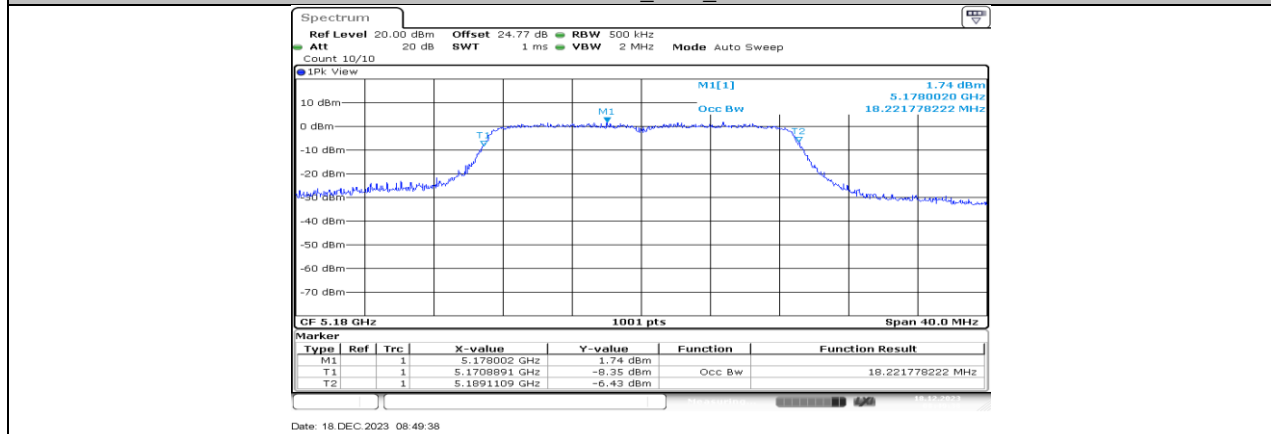
11A_Ant1_5825



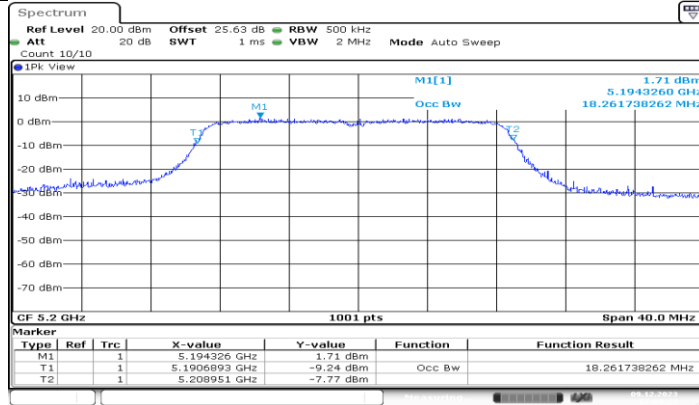
11A_Ant2_5825



11N20SISO_Ant1_5180

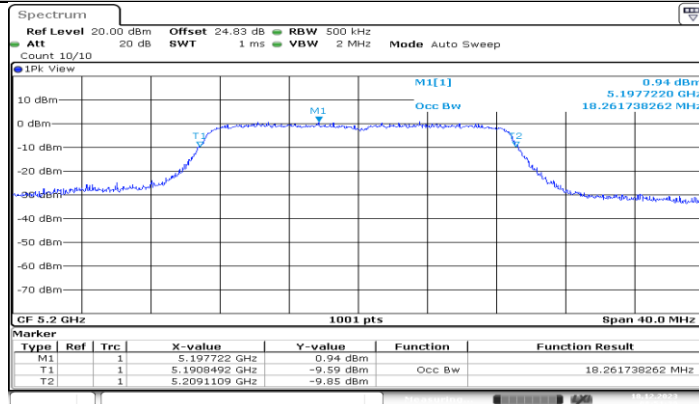


11N20SISO_Ant2_5180



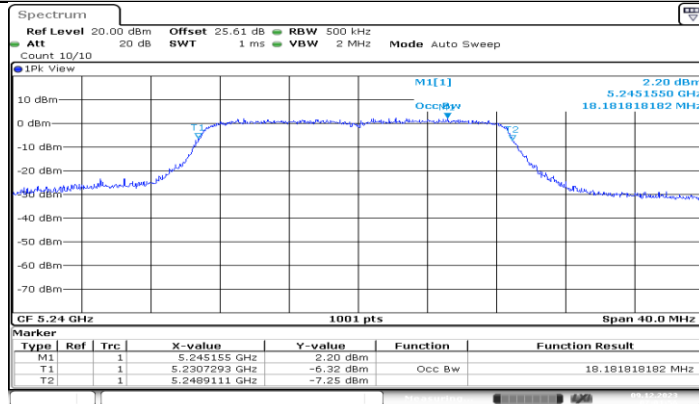
Date: 9 DEC 2023 07:00:28

11N20SISO_Ant1_5200



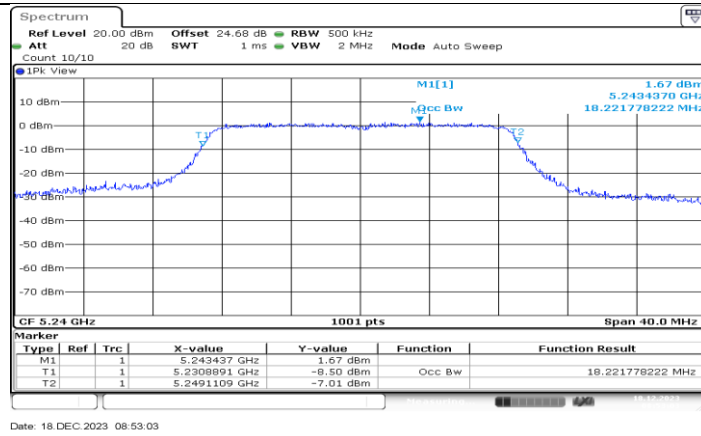
Date: 18 DEC 2023 08:51:39

11N20SISO_Ant2_5200

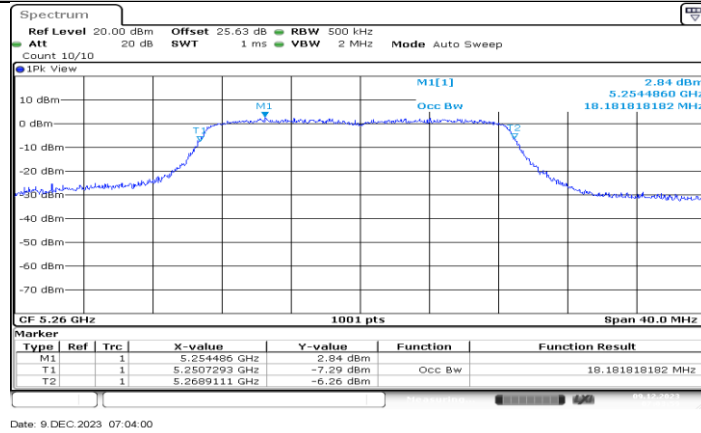


Date: 9 DEC 2023 07:01:56

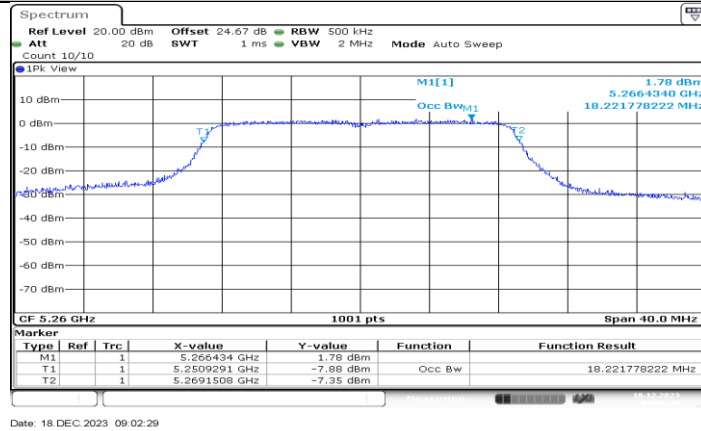
11N20SISO_Ant1_5240



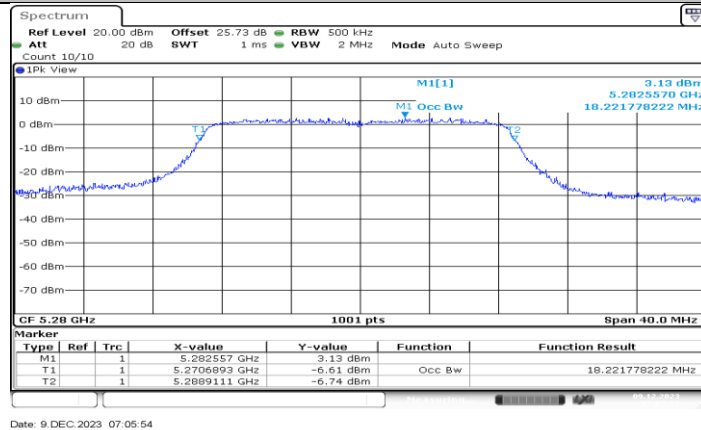
11N20SISO_Ant2_5240



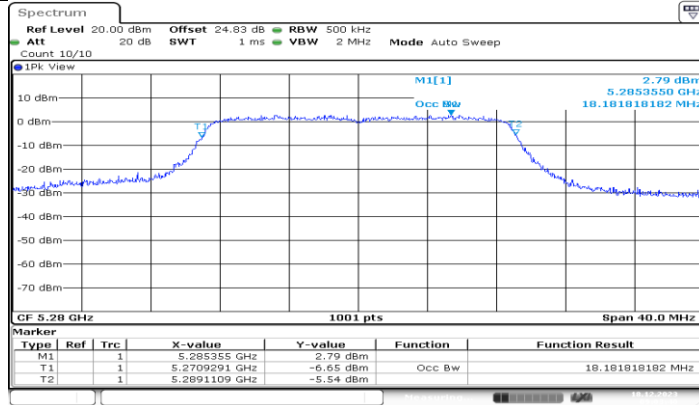
11N20SISO_Ant1_5260



11N20SISO_Ant2_5260

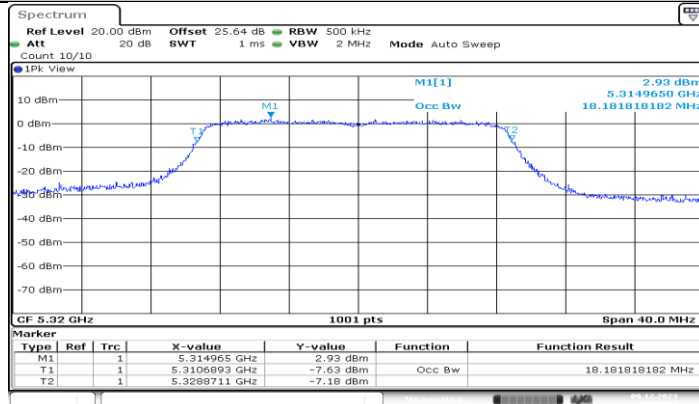


11N20SISO_Ant1_5280



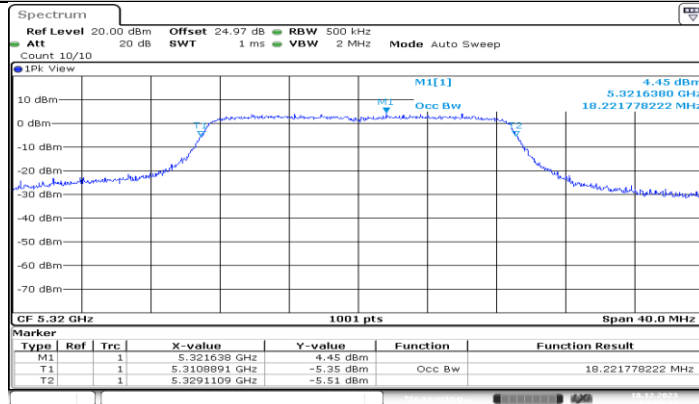
Date: 18 DEC 2023 09:03:40

11N20SISO_Ant2_5280



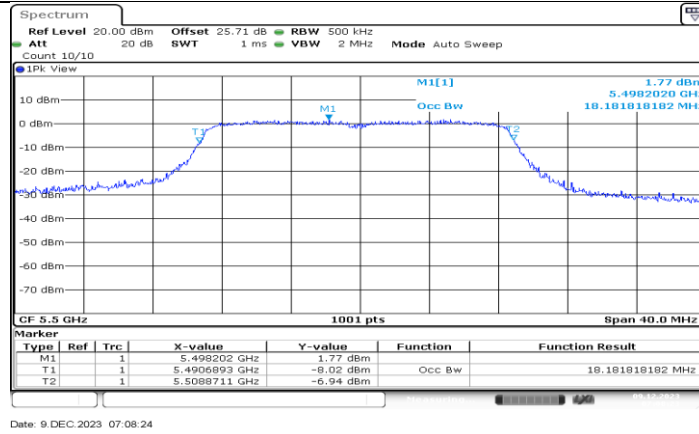
Date: 9 DEC 2023 07:07:14

11N20SISO_Ant1_5320

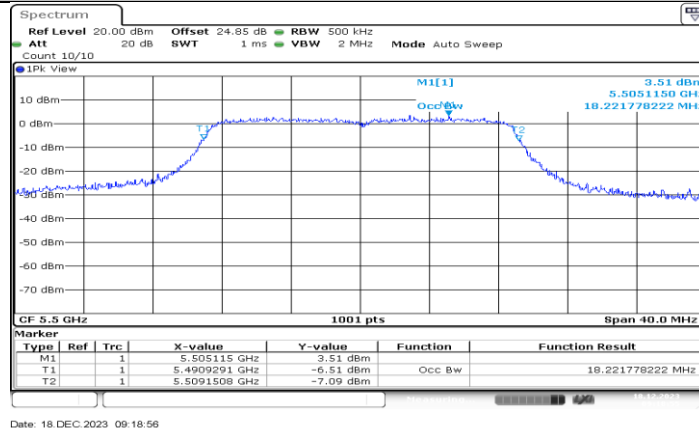


Date: 18 DEC 2023 09:05:45

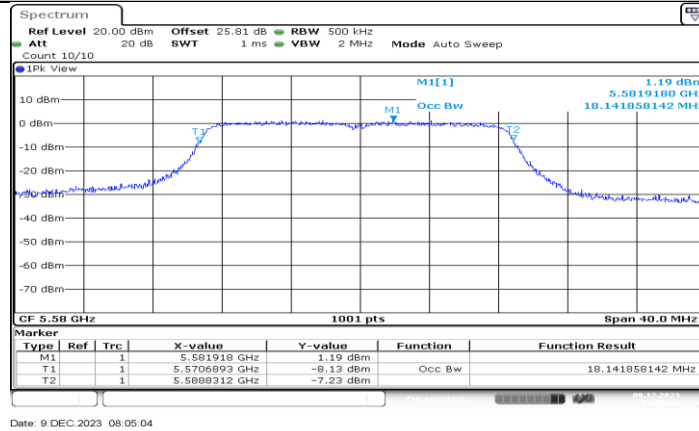
11N20SISO_Ant2_5320



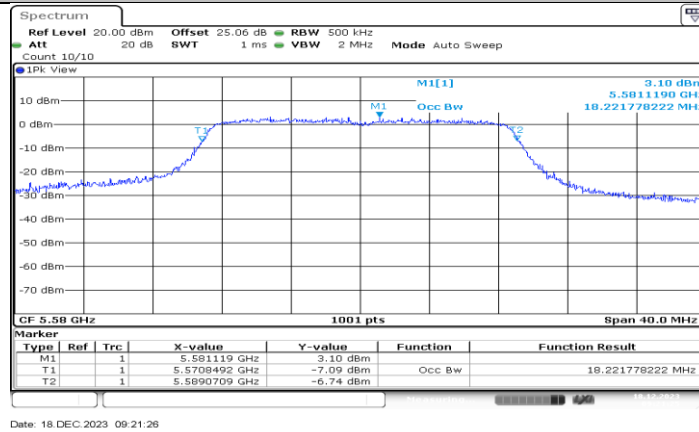
11N20SISO_Ant1_5500



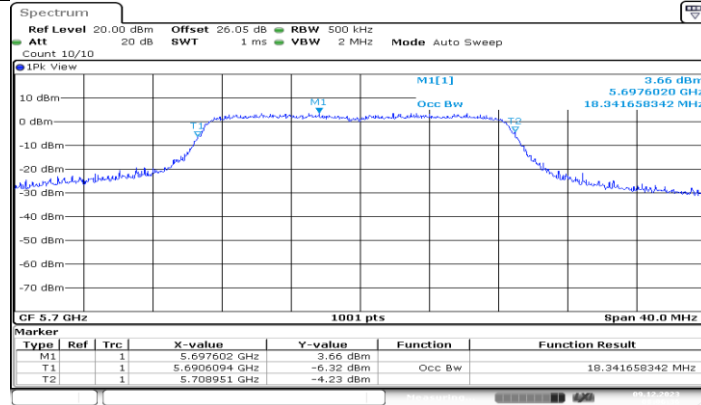
11N20SISO_Ant2_5500



11N20SISO_Ant1_5580

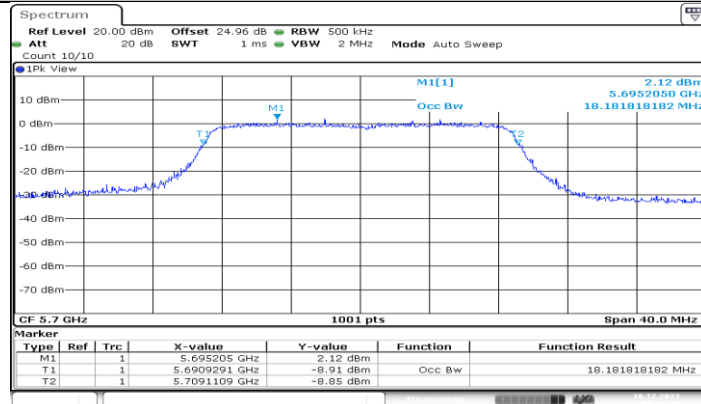


11N20SISO_Ant2_5580



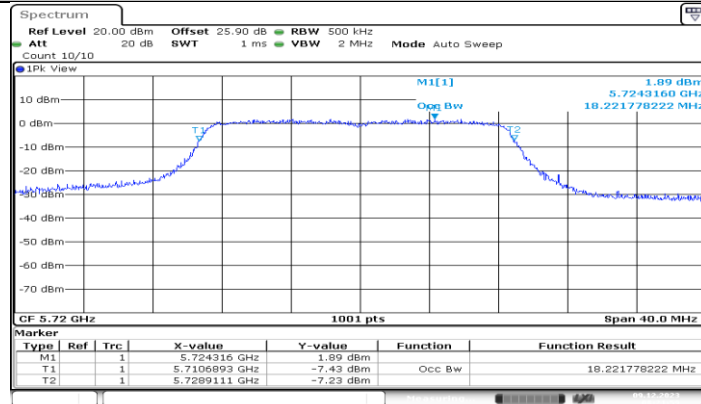
Date: 9 DEC 2023 08:06:37

11N20SISO_Ant1_5700



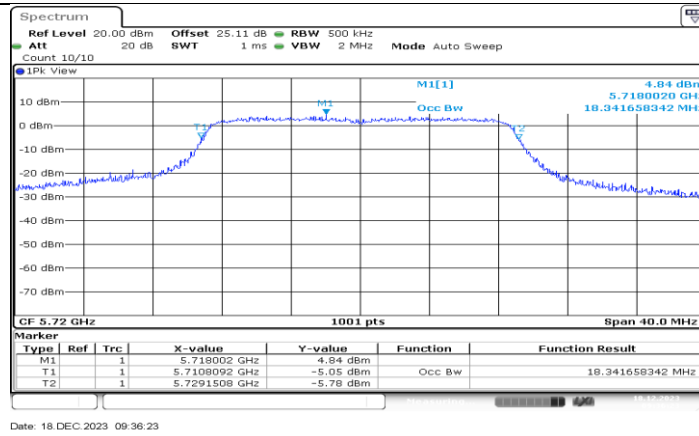
Date: 18 DEC 2023 09:23:18

11N20SISO_Ant2_5700

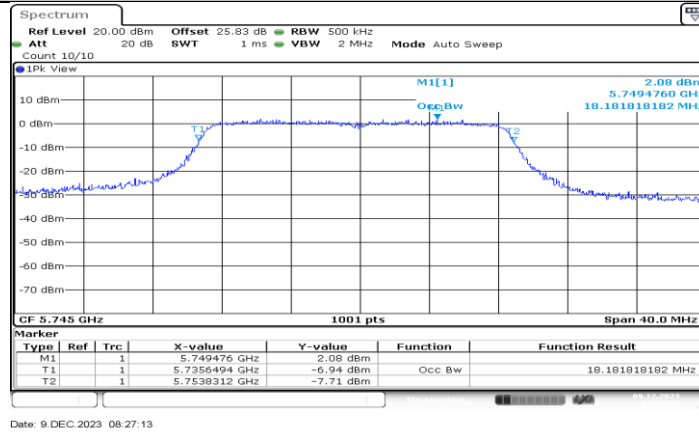


Date: 9 DEC 2023 08:22:00

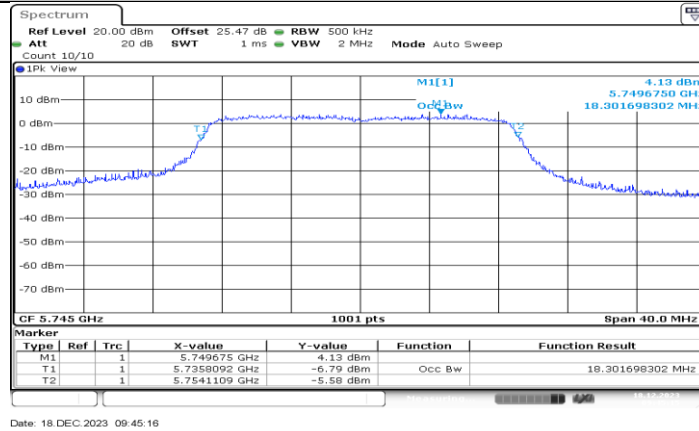
11N20SISO_Ant1_5720



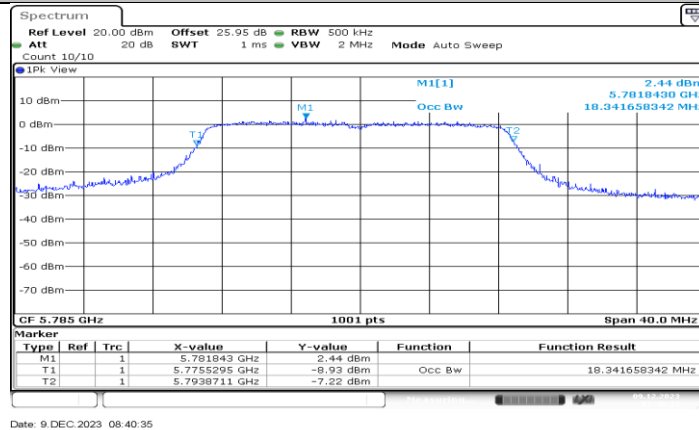
11N20SISO_Ant2_5720

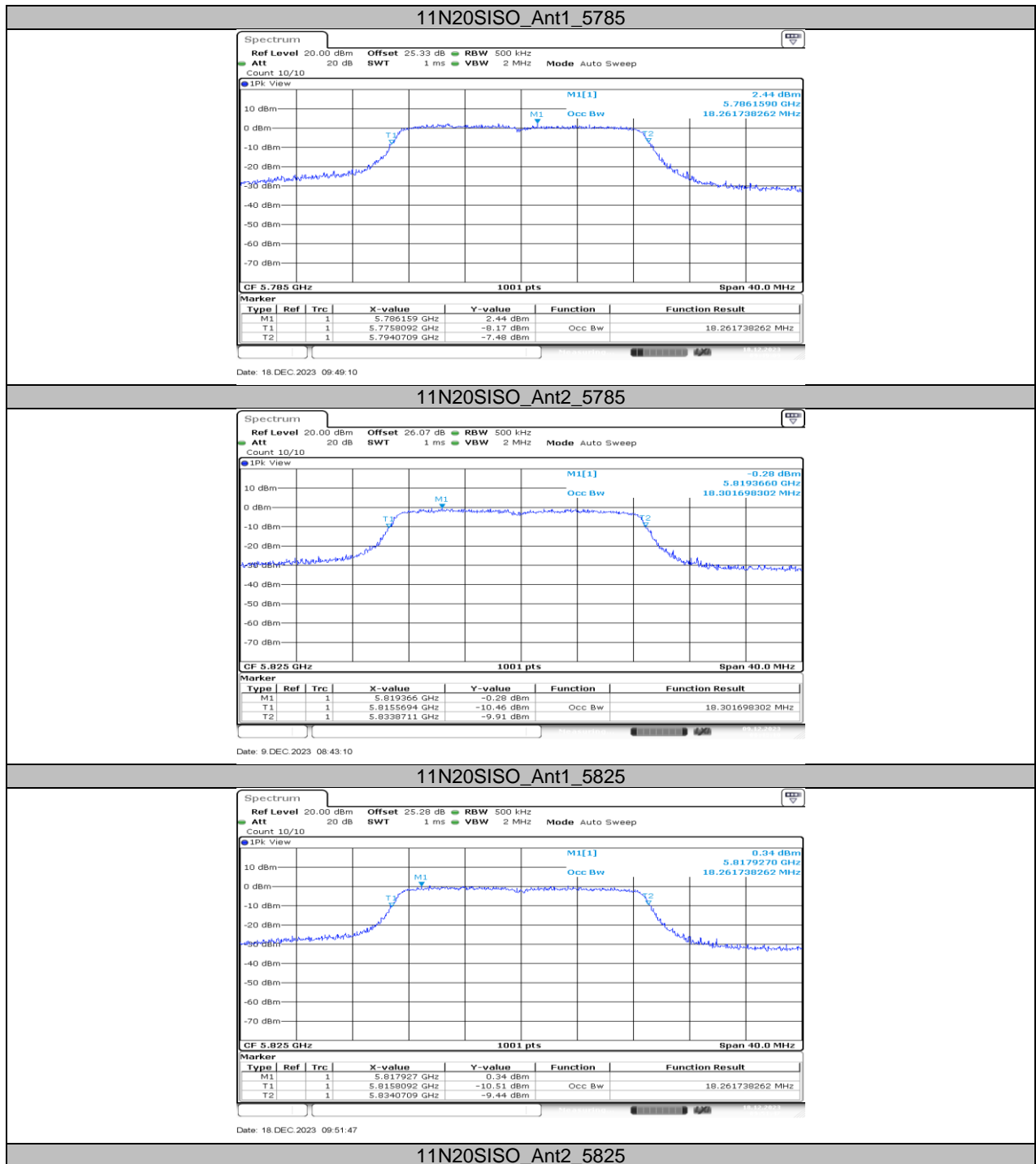


11N20SISO_Ant1_5745



11N20SISO_Ant2_5745



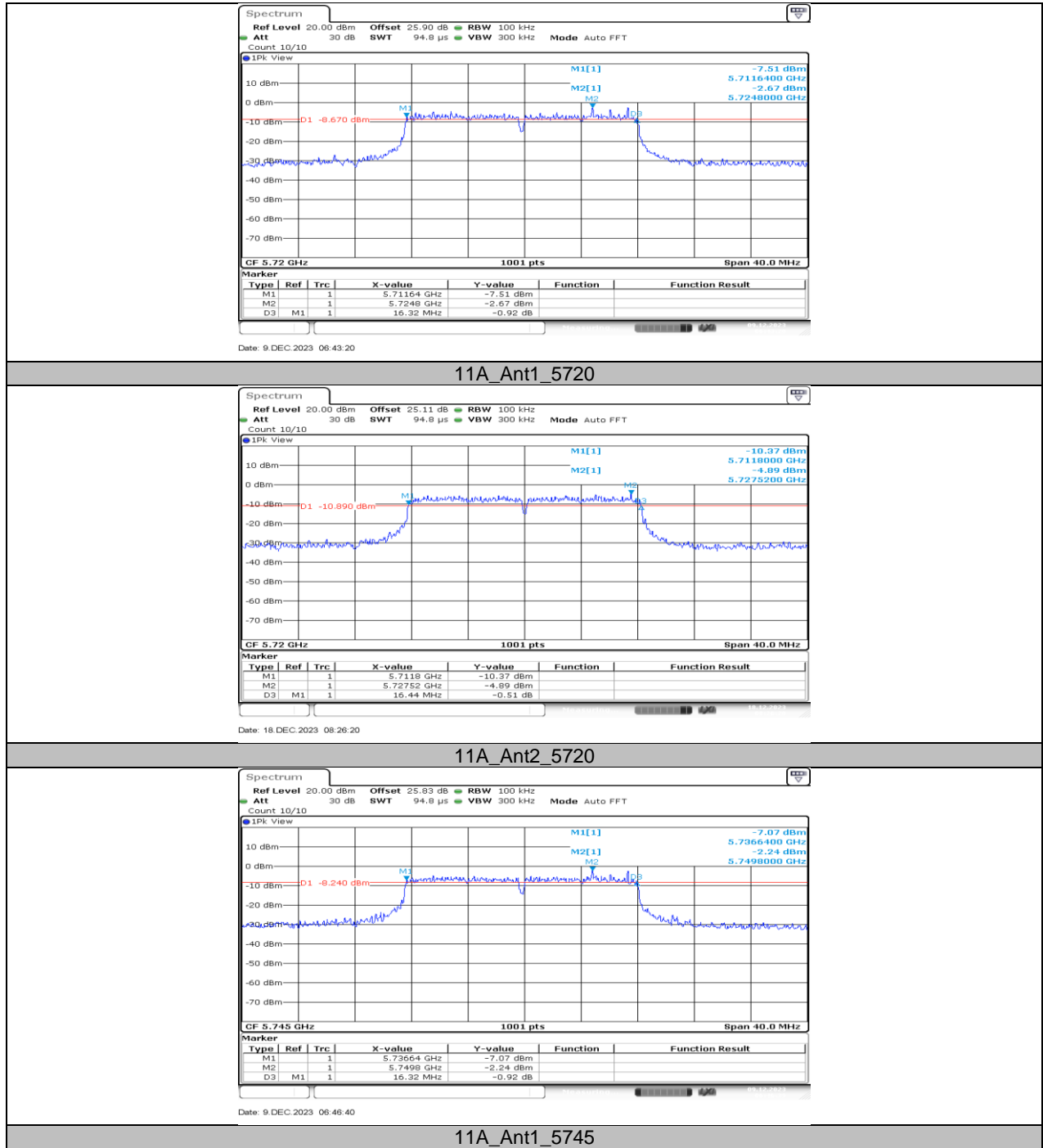


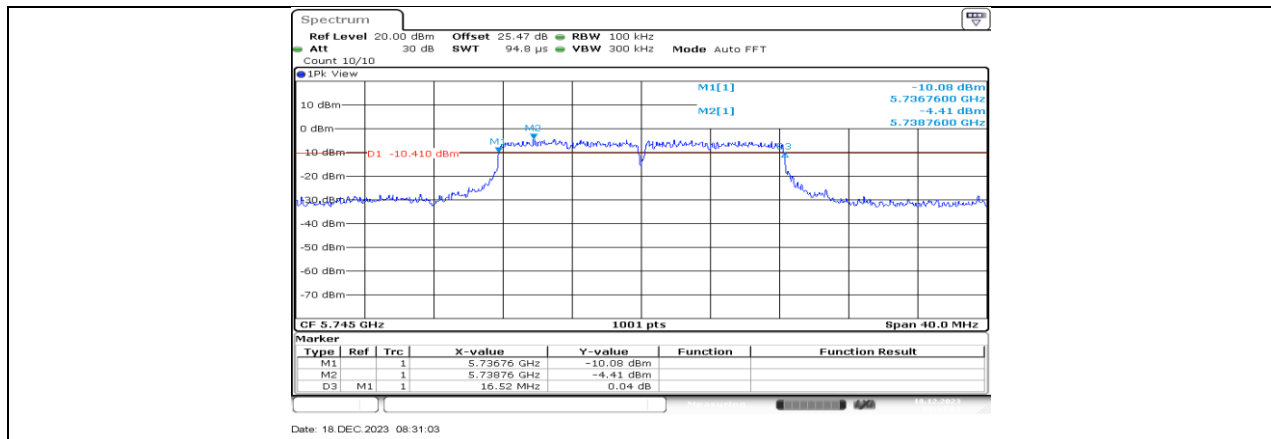
11.3. APPENDIX A3: MIN EMISSION BANDWIDTH

11.3.1. Test Result

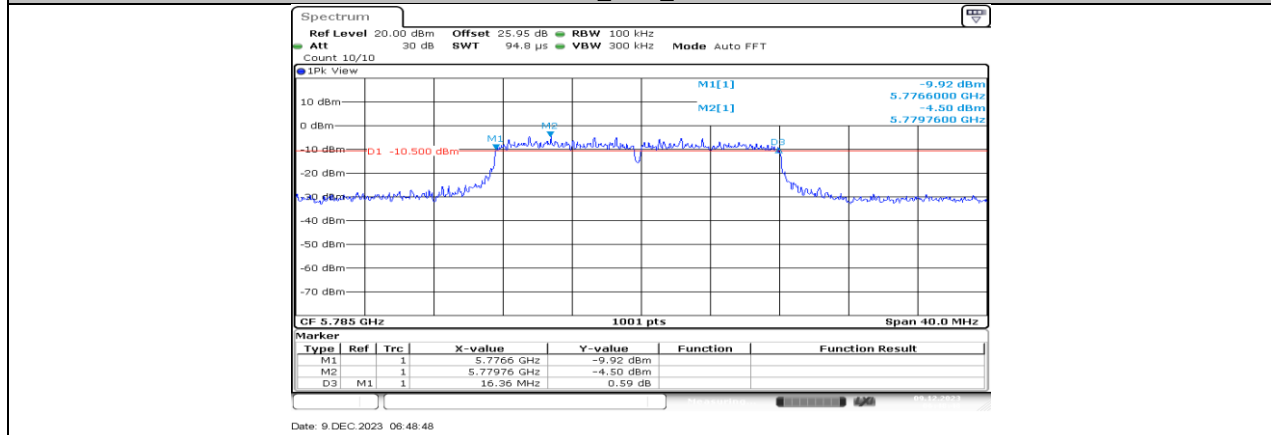
Test Mode	Antenna	Frequency[MHz]	6db EBW [MHz]	FL[MHz]	FH[MHz]	Limit[MHz]	Verdict
11A	Ant1	5720	16.32	5711.64	5727.96	≥0.5	PASS
	Ant2	5720	16.44	5711.80	5728.24	≥0.5	PASS
	Ant1	5720_UNII-3	2.96	5725	5727.96	≥0.5	PASS
	Ant2	5720_UNII-3	3.24	5725	5728.24	≥0.5	PASS
	Ant1	5745	16.32	5736.64	5752.96	≥0.5	PASS
	Ant2	5745	16.52	5736.76	5753.28	≥0.5	PASS
	Ant1	5785	16.36	5776.60	5792.96	≥0.5	PASS
	Ant2	5785	16.32	5776.84	5793.16	≥0.5	PASS
	Ant1	5825	16.36	5816.60	5832.96	≥0.5	PASS
11N20SISO	Ant2	5825	16.32	5816.84	5833.16	≥0.5	PASS
	Ant1	5720	16.44	5711.52	5727.96	≥0.5	PASS
	Ant2	5720	17.56	5711.24	5728.80	≥0.5	PASS
	Ant1	5720_UNII-3	2.96	5725	5727.96	≥0.5	PASS
	Ant2	5720_UNII-3	3.8	5725	5728.80	≥0.5	PASS
	Ant1	5745	17.16	5736.00	5753.16	≥0.5	PASS
	Ant2	5745	17.60	5736.20	5753.80	≥0.5	PASS
	Ant1	5785	17.60	5776.00	5793.60	≥0.5	PASS
	Ant2	5785	15.68	5776.88	5792.56	≥0.5	PASS
	Ant1	5825	17.20	5816.00	5833.20	≥0.5	PASS
	Ant2	5825	17.60	5816.20	5833.80	≥0.5	PASS

11.3.2. Test Graphs

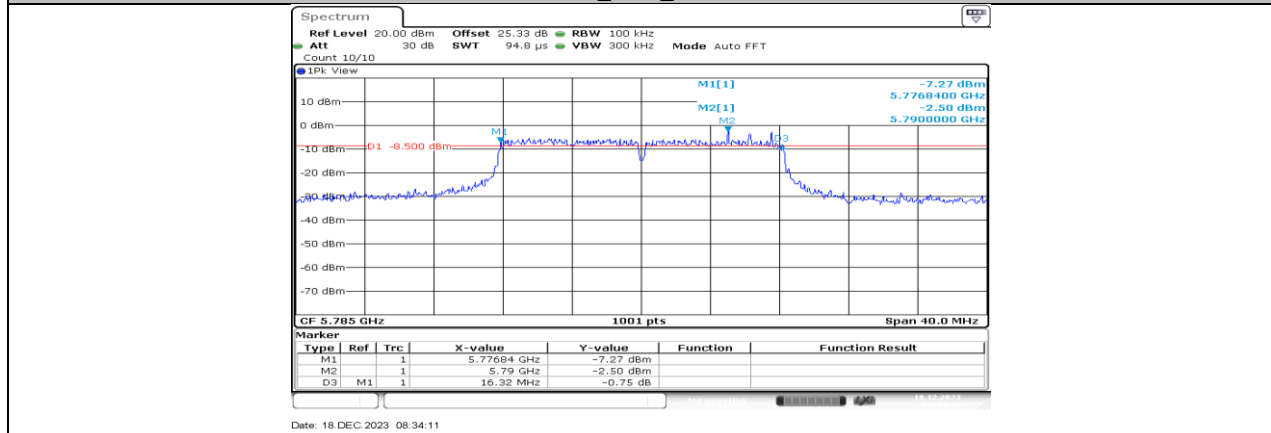




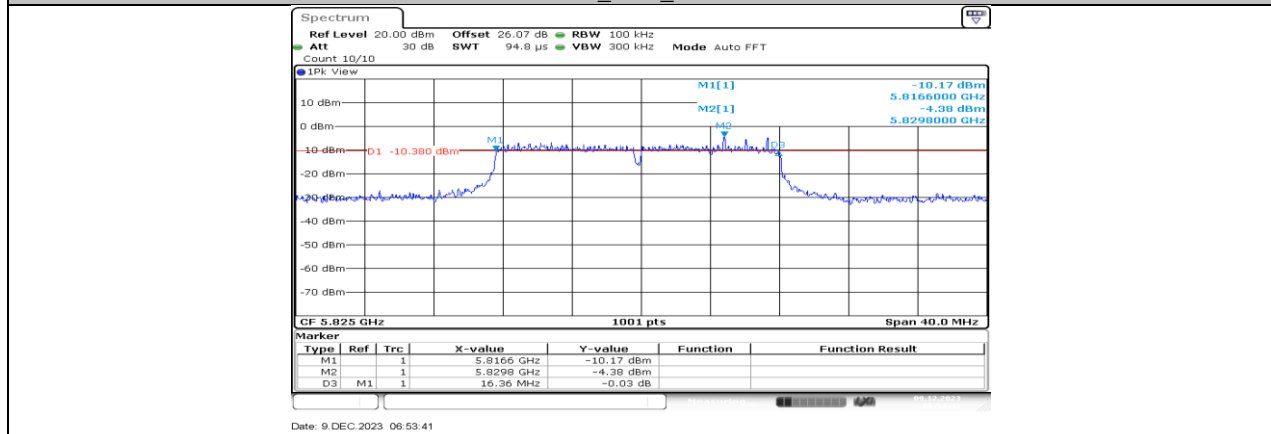
11A_Ant2_5745

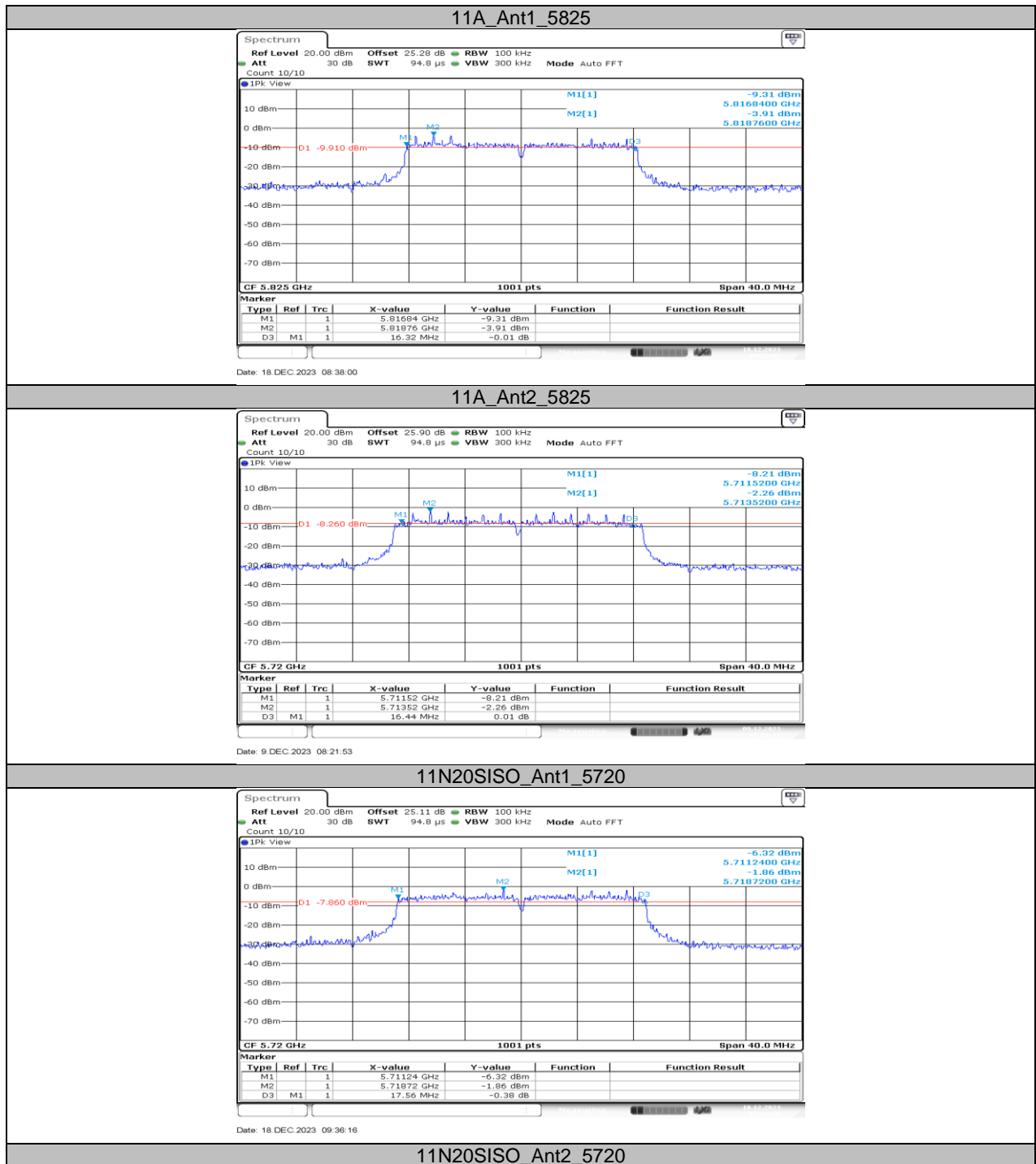


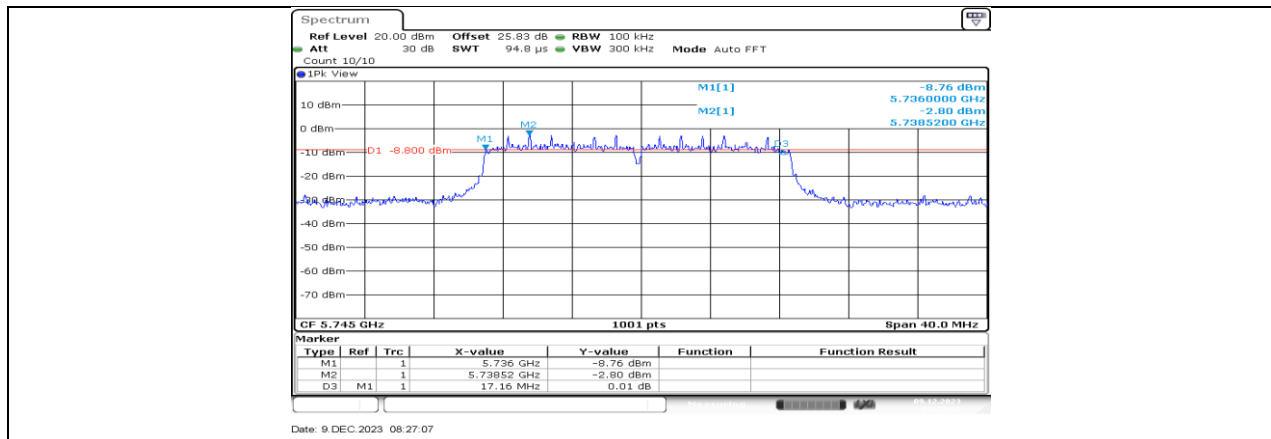
11A_Ant1_5785



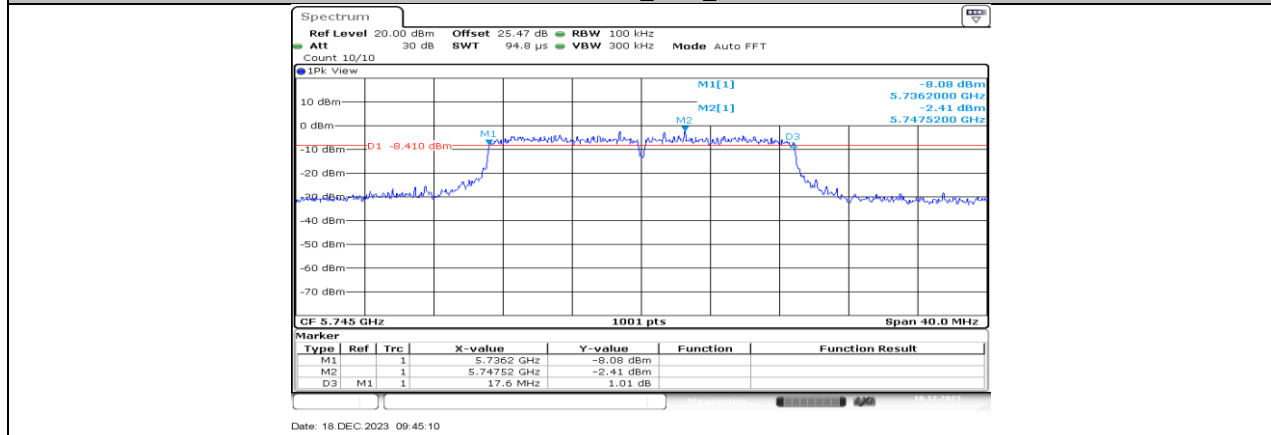
11A_Ant2_5785



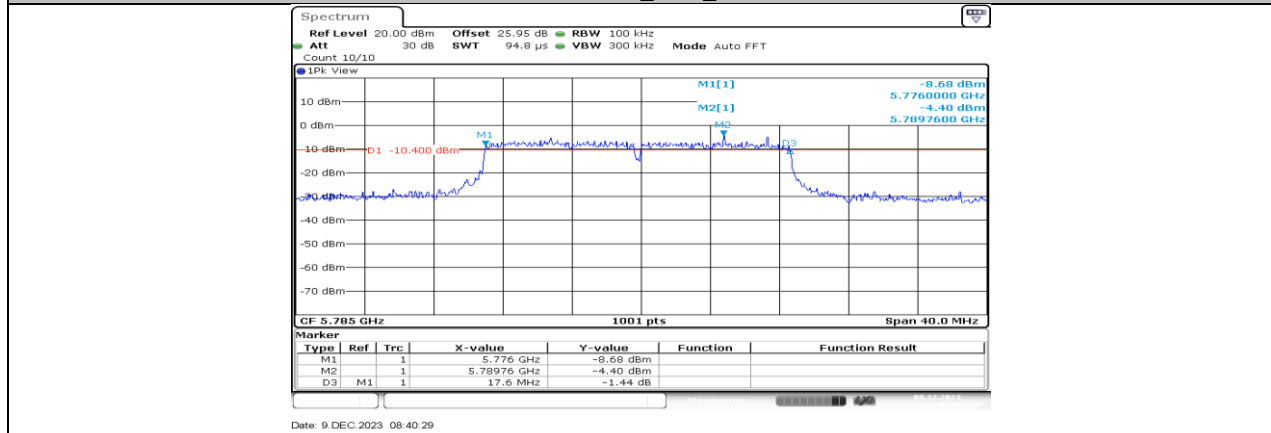




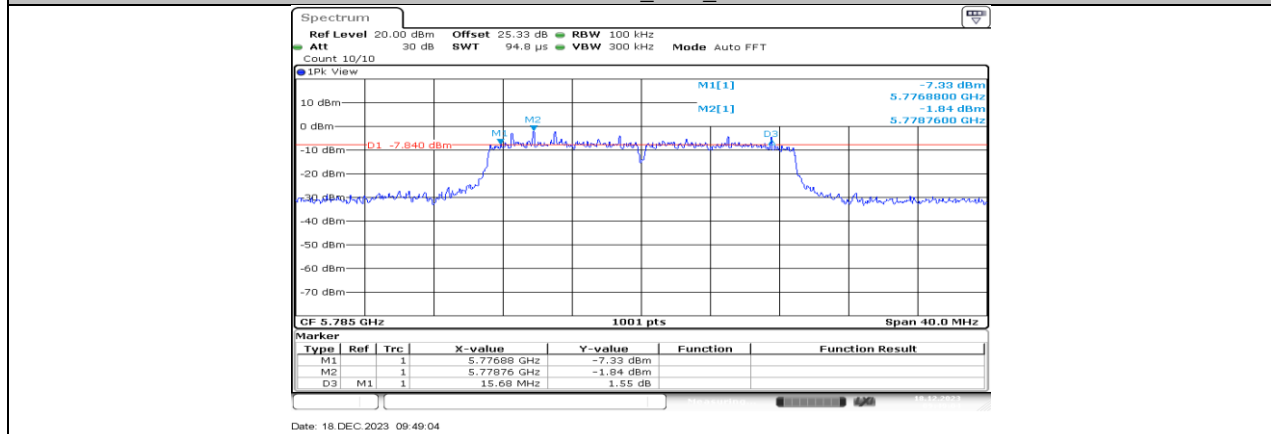
11N20SISO_Ant1_5745

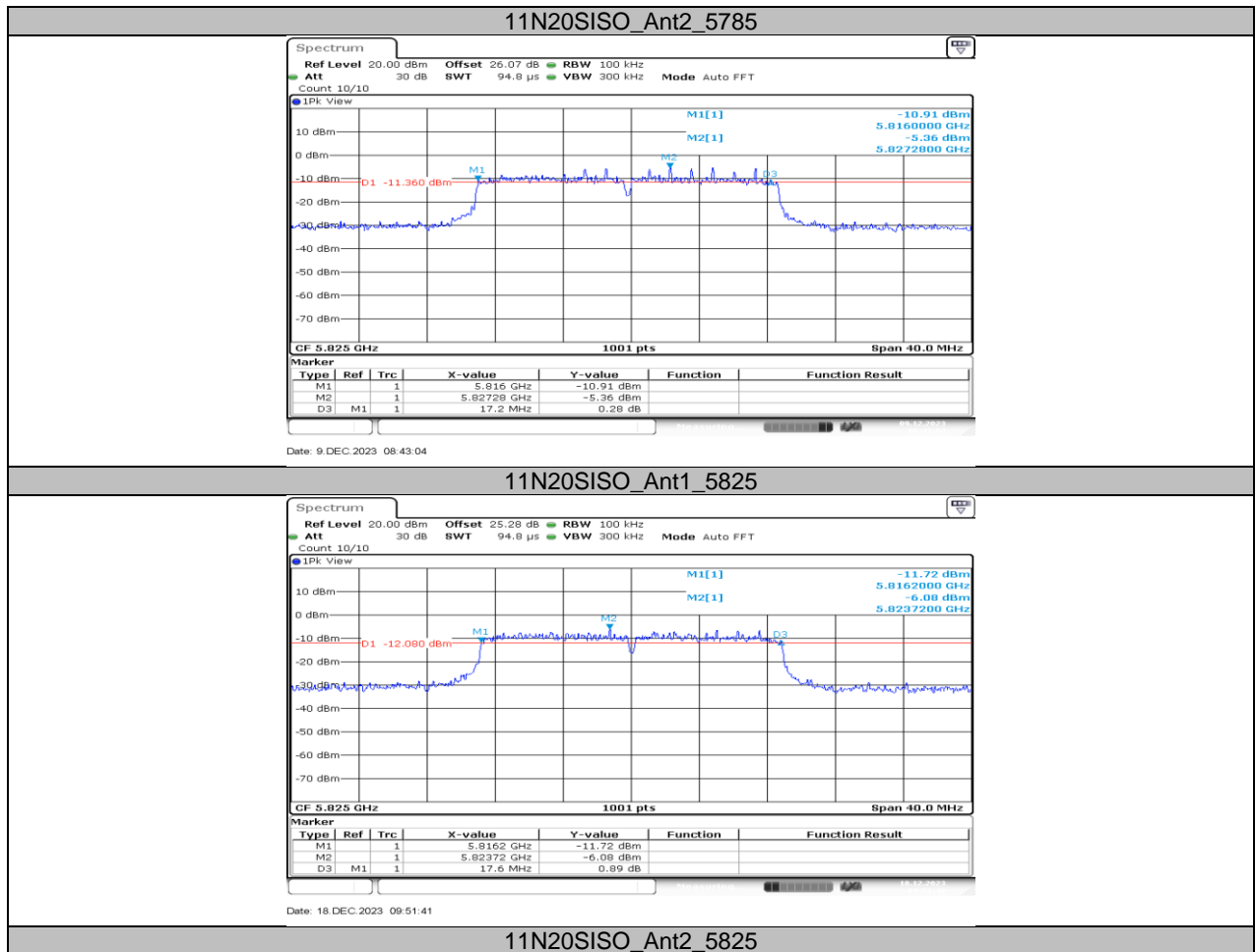


11N20SISO_Ant2_5745



11N20SISO_Ant1_5785





11.4. APPENDIX B: MAXIMUM CONDUCTED OUTPUT POWER

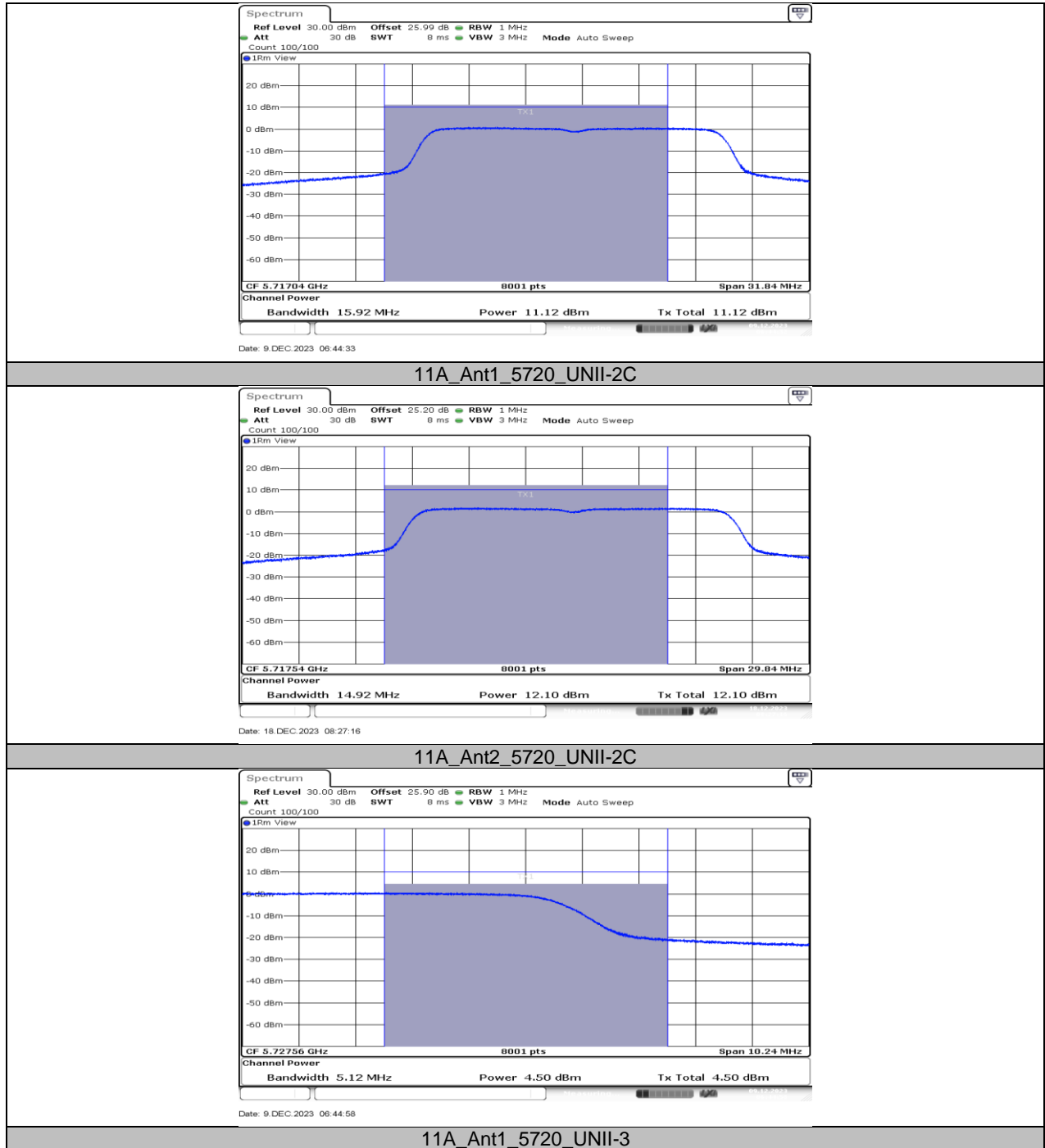
11.4.1. Test Result

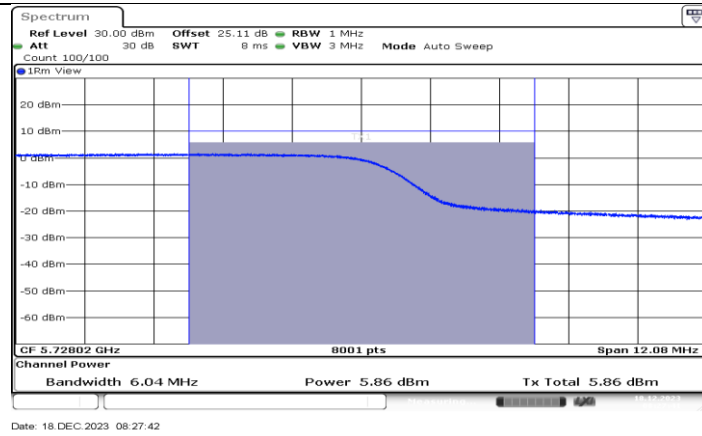
Test Mode	Antenna	Frequency[MHz]	Power [dBm]	FCC Limit [dBm]	ISED Limit [dBm]	EIRP [dBm]	Limit [dBm]	Verdict
11A	Ant1	5180	12.29	≤23.98	---	14.79	≤22.44	PASS
	Ant2	5180	11.50	≤23.98	---	13.60	≤22.50	PASS
	Ant1	5200	12.01	≤23.98	---	14.51	≤22.34	PASS
	Ant2	5200	11.54	≤23.98	---	13.64	≤22.37	PASS
	Ant1	5240	12.78	≤23.98	---	15.28	≤22.34	PASS
	Ant2	5240	11.70	≤23.98	---	13.80	≤22.35	PASS
	Ant1	5260	13.06	≤23.98	≤23.33	15.56	≤29.33	PASS
	Ant2	5260	12.30	≤23.98	≤23.36	14.40	≤29.36	PASS
	Ant1	5280	13.38	≤23.98	≤23.34	15.88	≤29.34	PASS
	Ant2	5280	12.80	≤23.98	≤23.35	14.90	≤29.35	PASS
	Ant1	5320	12.44	≤23.98	≤23.35	14.94	≤29.35	PASS
	Ant2	5320	13.20	≤23.98	≤23.37	15.30	≤29.37	PASS
	Ant1	5500	12.65	≤23.98	≤23.36	15.15	≤29.36	PASS
	Ant2	5500	14.35	≤23.98	≤23.36	16.45	≤29.36	PASS
	Ant1	5580	12.75	≤23.98	≤23.35	15.25	≤29.35	PASS
	Ant2	5580	14.76	≤23.98	≤23.37	16.86	≤29.37	PASS
	Ant1	5700	13.38	≤23.98	≤23.34	15.88	≤29.34	PASS
	Ant2	5700	13.64	≤23.98	≤23.34	15.74	≤29.34	PASS
	Ant1	5720_UNII-2C	11.12	≤23.02	≤22.41	13.62	≤28.41	PASS
	Ant2	5720_UNII-2C	12.10	≤22.74	≤22.33	14.20	≤28.33	PASS
	Ant1	5720_UNII-3	4.50	≤30.00	≤30.00	7.00	---	PASS
	Ant2	5720_UNII-3	5.86	≤30.00	≤30.00	7.96	---	PASS
	Ant1	5745	13.05	≤30.00	≤30.00	15.55	---	PASS
	Ant2	5745	13.58	≤30.00	≤30.00	15.68	---	PASS
	Ant1	5785	12.92	≤30.00	≤30.00	15.42	---	PASS
	Ant2	5785	13.69	≤30.00	≤30.00	15.79	---	PASS
	Ant1	5825	12.55	≤30.00	≤30.00	15.05	---	PASS
	Ant2	5825	12.93	≤30.00	≤30.00	15.03	---	PASS
11N20SISO	Ant1	5180	8.97	≤23.98	---	11.47	≤22.61	PASS
	Ant2	5180	9.06	≤23.98	---	11.16	≤22.61	PASS
	Ant1	5200	8.92	≤23.98	---	11.42	≤22.62	PASS
	Ant2	5200	8.94	≤23.98	---	11.04	≤22.62	PASS
	Ant1	5240	9.67	≤23.98	---	12.17	≤22.60	PASS
	Ant2	5240	9.17	≤23.98	---	11.27	≤22.61	PASS
	Ant1	5260	10.05	≤23.98	≤23.60	12.55	≤29.60	PASS
	Ant2	5260	9.48	≤23.98	≤23.61	11.58	≤29.61	PASS
	Ant1	5280	10.08	≤23.98	≤23.61	12.58	≤29.61	PASS
	Ant2	5280	10.29	≤23.98	≤23.60	12.39	≤29.60	PASS
	Ant1	5320	9.41	≤23.98	≤23.60	11.91	≤29.60	PASS
	Ant2	5320	10.35	≤23.98	≤23.61	12.45	≤29.61	PASS
	Ant1	5500	9.46	≤23.98	≤23.60	11.96	≤29.60	PASS
	Ant2	5500	11.33	≤23.98	≤23.61	13.43	≤29.61	PASS
	Ant1	5580	8.87	≤23.98	≤23.59	11.37	≤29.59	PASS
	Ant2	5580	11.33	≤23.98	≤23.61	13.43	≤29.61	PASS
	Ant1	5700	9.21	≤23.98	≤23.63	11.71	≤29.63	PASS
	Ant2	5700	10.62	≤23.98	≤23.60	12.72	≤29.60	PASS
	Ant1	5720_UNII-2C	7.50	≤23.11	≤22.56	10.00	≤28.56	PASS
	Ant2	5720_UNII-2C	9.34	≤23.14	≤22.52	11.44	≤28.52	PASS
	Ant1	5720_UNII-3	1.71	≤30.00	≤30.00	4.21	---	PASS
	Ant2	5720_UNII-3	3.68	≤30.00	≤30.00	5.78	---	PASS
	Ant1	5745	10.66	≤30.00	≤30.00	13.16	---	PASS
	Ant2	5745	12.21	≤30.00	≤30.00	14.31	---	PASS
	Ant1	5785	10.70	≤30.00	≤30.00	13.20	---	PASS
	Ant2	5785	11.65	≤30.00	≤30.00	13.75	---	PASS
	Ant1	5825	10.23	≤30.00	≤30.00	12.73	---	PASS
	Ant2	5825	11.61	≤30.00	≤30.00	13.71	---	PASS

Note: 1. Conducted Power=Meas. Level+ Correction Factor

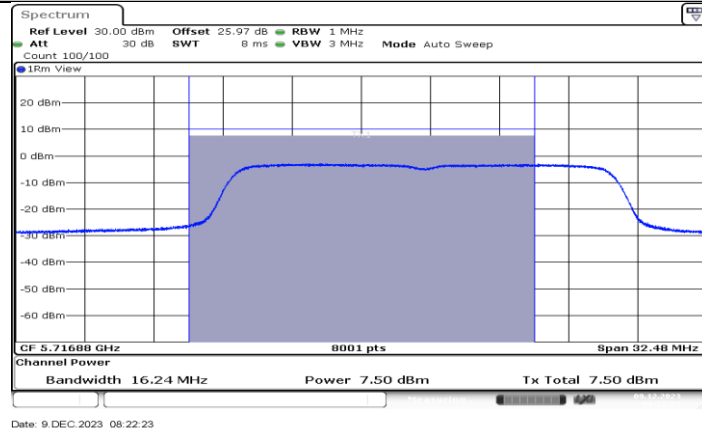
2. The Duty Cycle Factor (refer to section 7.1) had already compensated to the test data.

11.4.2. Test Graphs

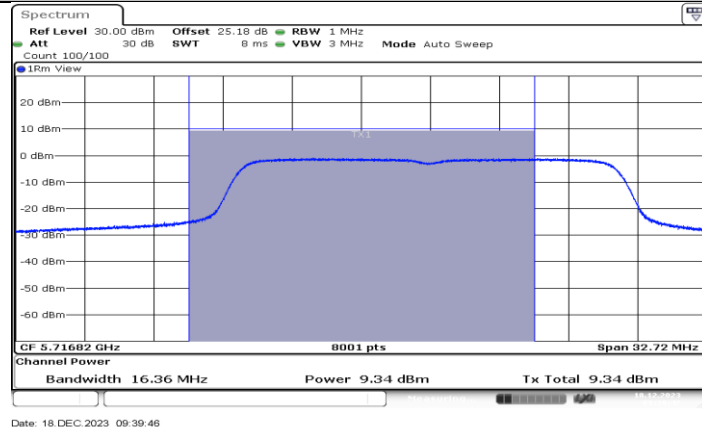




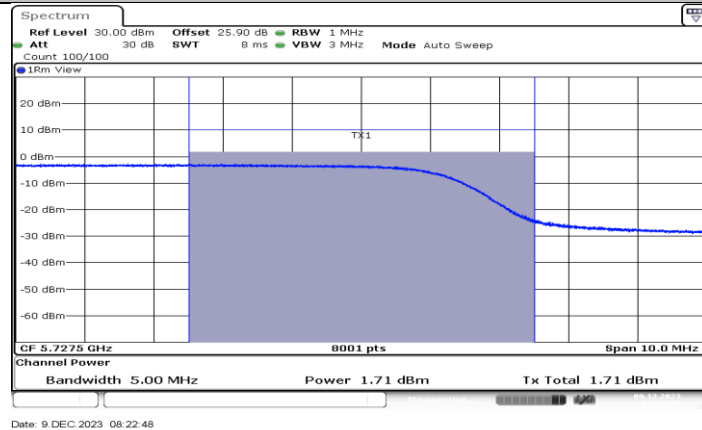
11A_Ant2_5720_UNII-3

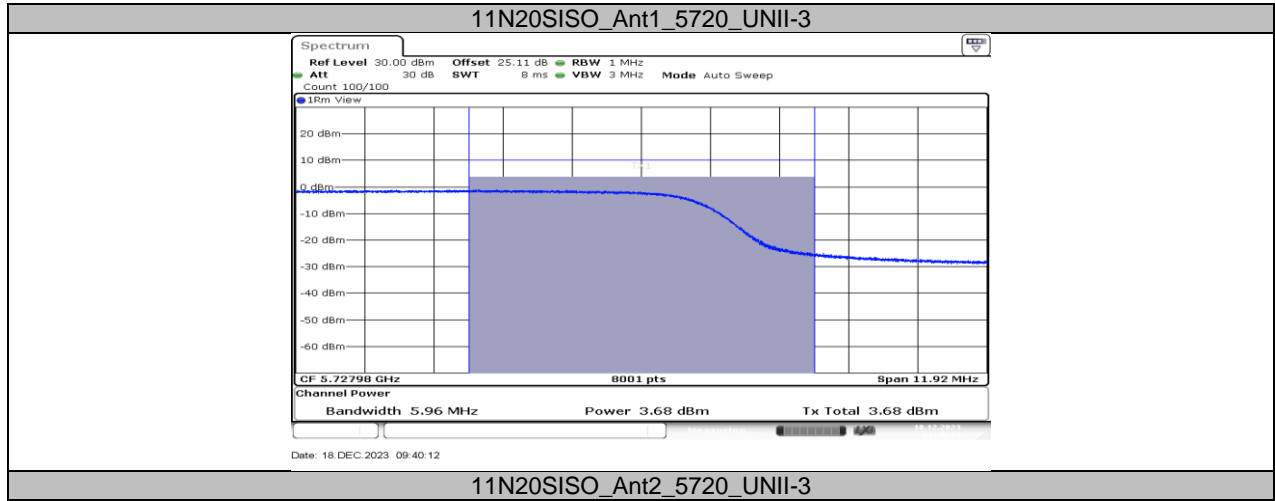


11N20SISO_Ant1_5720_UNII-2C



11N20SISO_Ant2_5720_UNII-2C





11.5. APPENDIX C: MAXIMUM POWER SPECTRAL DENSITY

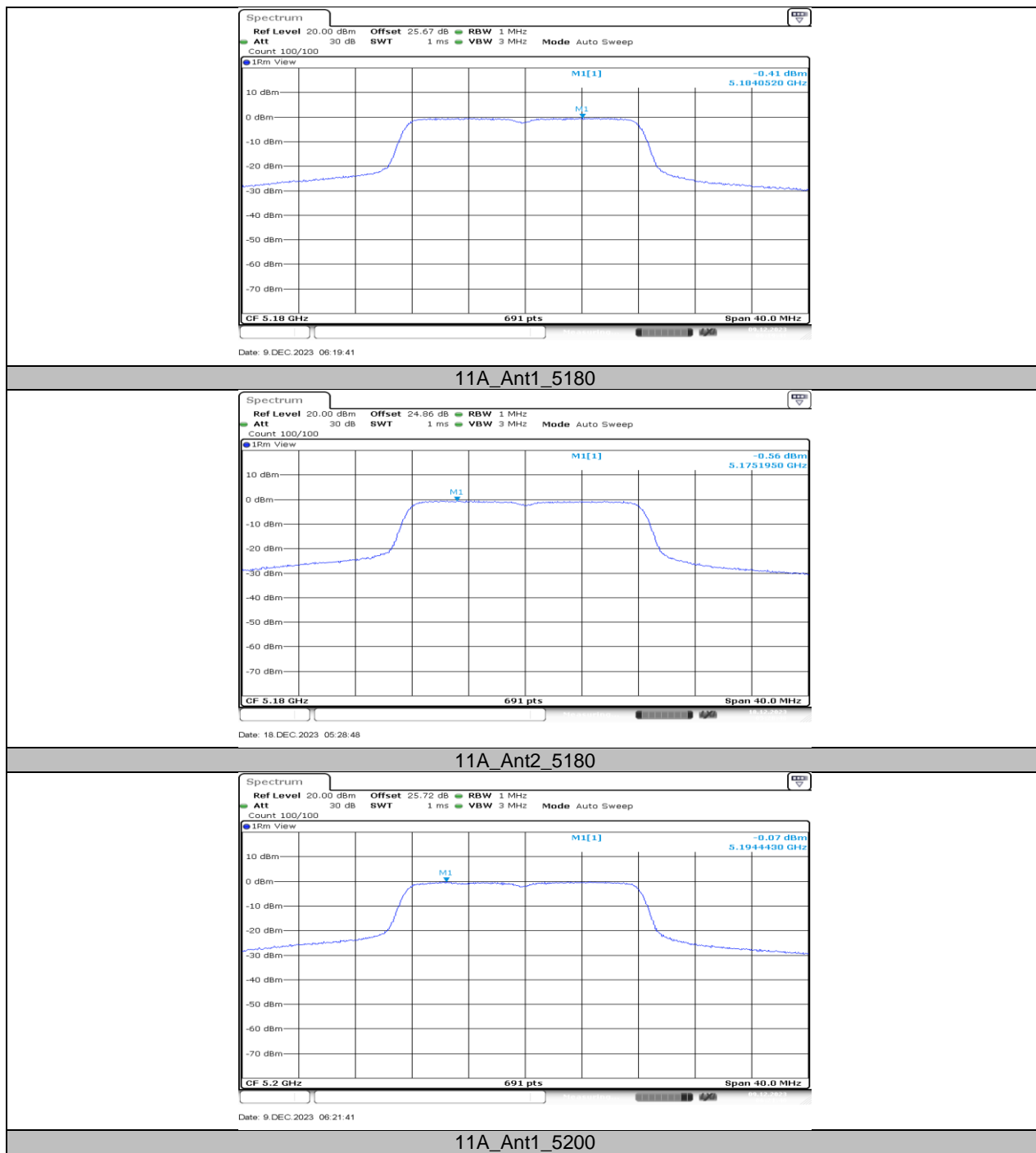
11.5.1. Test Result

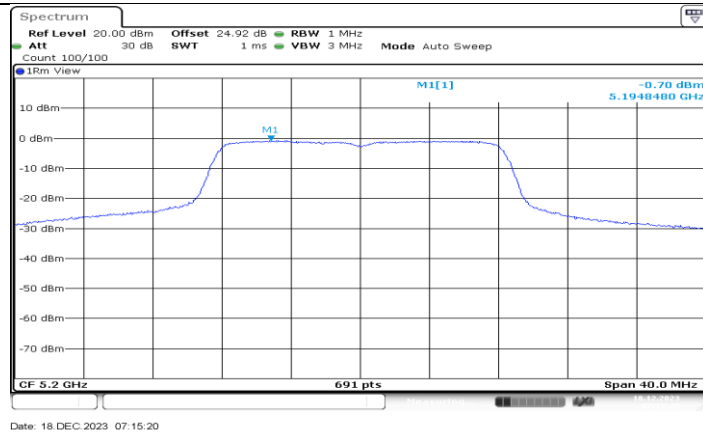
Test Mode	Antenna	Frequency[MHz]	Power [dBm/MHz]	Limit [dBm/MHz]	EIRP [dBm/MHz]	Limit [dBm/MHz]	Verdict
11A	Ant1	5180	-0.41	≤11.00	2.09	≤10.00	PASS
	Ant2	5180	-0.56	≤11.00	1.54	≤10.00	PASS
	Ant1	5200	-0.07	≤11.00	2.43	≤10.00	PASS
	Ant2	5200	-0.70	≤11.00	1.40	≤10.00	PASS
	Ant1	5240	0.41	≤11.00	2.91	≤10.00	PASS
	Ant2	5240	-0.78	≤11.00	1.32	≤10.00	PASS
	Ant1	5260	0.41	≤11.00	2.91	---	PASS
	Ant2	5260	-0.04	≤11.00	2.06	---	PASS
	Ant1	5280	0.79	≤11.00	3.29	---	PASS
	Ant2	5280	0.43	≤11.00	2.53	---	PASS
	Ant1	5320	-0.08	≤11.00	2.42	---	PASS
	Ant2	5320	0.68	≤11.00	2.78	---	PASS
	Ant1	5500	-0.04	≤11.00	2.46	---	PASS
	Ant2	5500	1.80	≤11.00	3.90	---	PASS
	Ant1	5580	0.05	≤11.00	2.55	---	PASS
	Ant2	5580	2.52	≤11.00	4.62	---	PASS
	Ant1	5700	0.80	≤11.00	3.30	---	PASS
	Ant2	5700	1.03	≤11.00	3.13	---	PASS
	Ant1	5720_UNII-2C	1.15	≤11.00	3.65	---	PASS
	Ant2	5720_UNII-2C	1.55	≤11.00	3.65	---	PASS
	Ant1	5720_UNII-3	-2.05	≤30.00	0.45	---	PASS
	Ant2	5720_UNII-3	-1.69	≤30.00	0.41	---	PASS
	Ant1	5745	-2.55	≤30.00	-0.05	---	PASS
	Ant2	5745	-1.38	≤30.00	0.72	---	PASS
	Ant1	5785	-2.38	≤30.00	0.12	---	PASS
	Ant2	5785	-1.73	≤30.00	0.37	---	PASS
	Ant1	5825	-2.78	≤30.00	-0.28	---	PASS
	Ant2	5825	-2.55	≤30.00	-0.45	---	PASS
11N20SISO	Ant1	5180	-3.48	≤11.00	-0.98	≤10.00	PASS
	Ant2	5180	-3.15	≤11.00	-1.05	≤10.00	PASS
	Ant1	5200	-3.62	≤11.00	-1.12	≤10.00	PASS
	Ant2	5200	-3.48	≤11.00	-1.38	≤10.00	PASS
	Ant1	5240	-3.11	≤11.00	-0.61	≤10.00	PASS
	Ant2	5240	-3.72	≤11.00	-1.62	≤10.00	PASS
	Ant1	5260	-2.73	≤11.00	-0.23	---	PASS
	Ant2	5260	-3.35	≤11.00	-1.25	---	PASS
	Ant1	5280	-2.45	≤11.00	0.05	---	PASS
	Ant2	5280	-2.45	≤11.00	-0.35	---	PASS
	Ant1	5320	-2.84	≤11.00	-0.34	---	PASS
	Ant2	5320	-2.25	≤11.00	-0.15	---	PASS
	Ant1	5500	-3.48	≤11.00	-0.98	---	PASS
	Ant2	5500	-1.30	≤11.00	0.80	---	PASS
	Ant1	5580	-3.68	≤11.00	-1.18	---	PASS
	Ant2	5580	-0.88	≤11.00	1.22	---	PASS
	Ant1	5700	-3.32	≤11.00	-0.82	---	PASS
	Ant2	5700	-2.15	≤11.00	-0.05	---	PASS
	Ant1	5720_UNII-2C	-2.91	≤11.00	-0.41	---	PASS
	Ant2	5720_UNII-2C	-1.15	≤11.00	0.95	---	PASS
	Ant1	5720_UNII-3	-5.87	≤30.00	-3.37	---	PASS
	Ant2	5720_UNII-3	-4.24	≤30.00	-2.14	---	PASS
	Ant1	5745	-5.13	≤30.00	-2.63	---	PASS
	Ant2	5745	-3.13	≤30.00	-1.03	---	PASS
	Ant1	5785	-5.09	≤30.00	-2.59	---	PASS
	Ant2	5785	-3.78	≤30.00	-1.68	---	PASS
	Ant1	5825	-5.78	≤30.00	-3.28	---	PASS
	Ant2	5825	-4.07	≤30.00	-1.97	---	PASS

Note: 1.The Result and Limit Unit is dBm/500 kHz in the band 5.725–5.85 GHz.

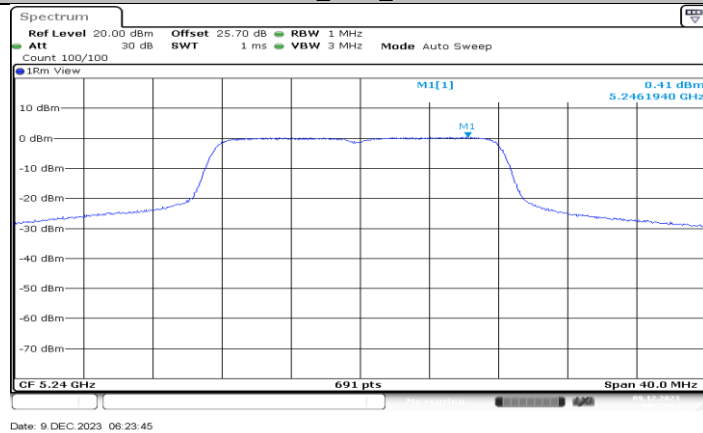
2.The Duty Cycle Factor and RBW Factor is compensated in the graph.

11.5.2. Test Graphs

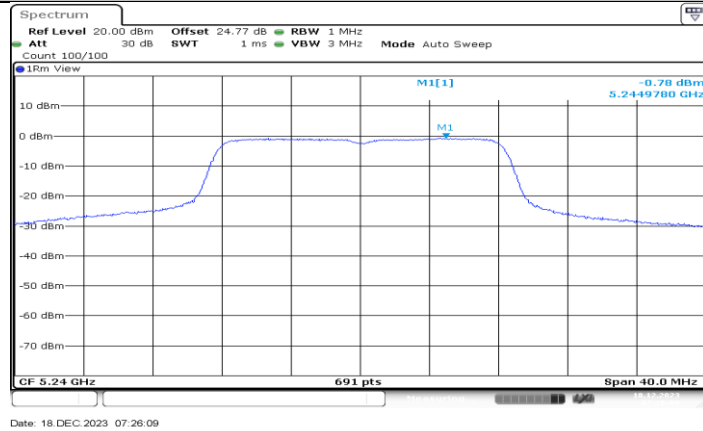




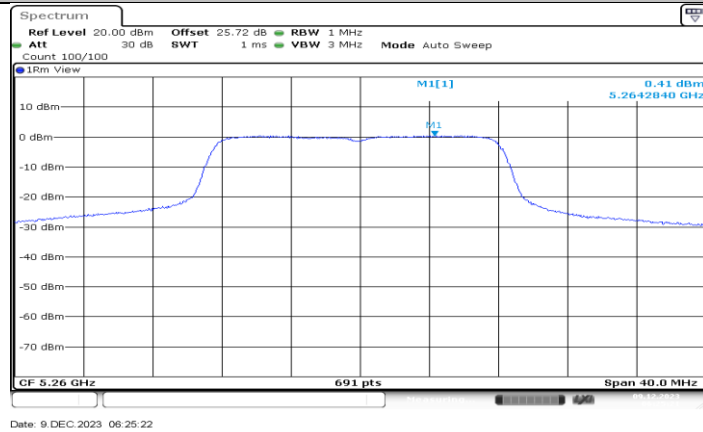
11A_Ant2_5200

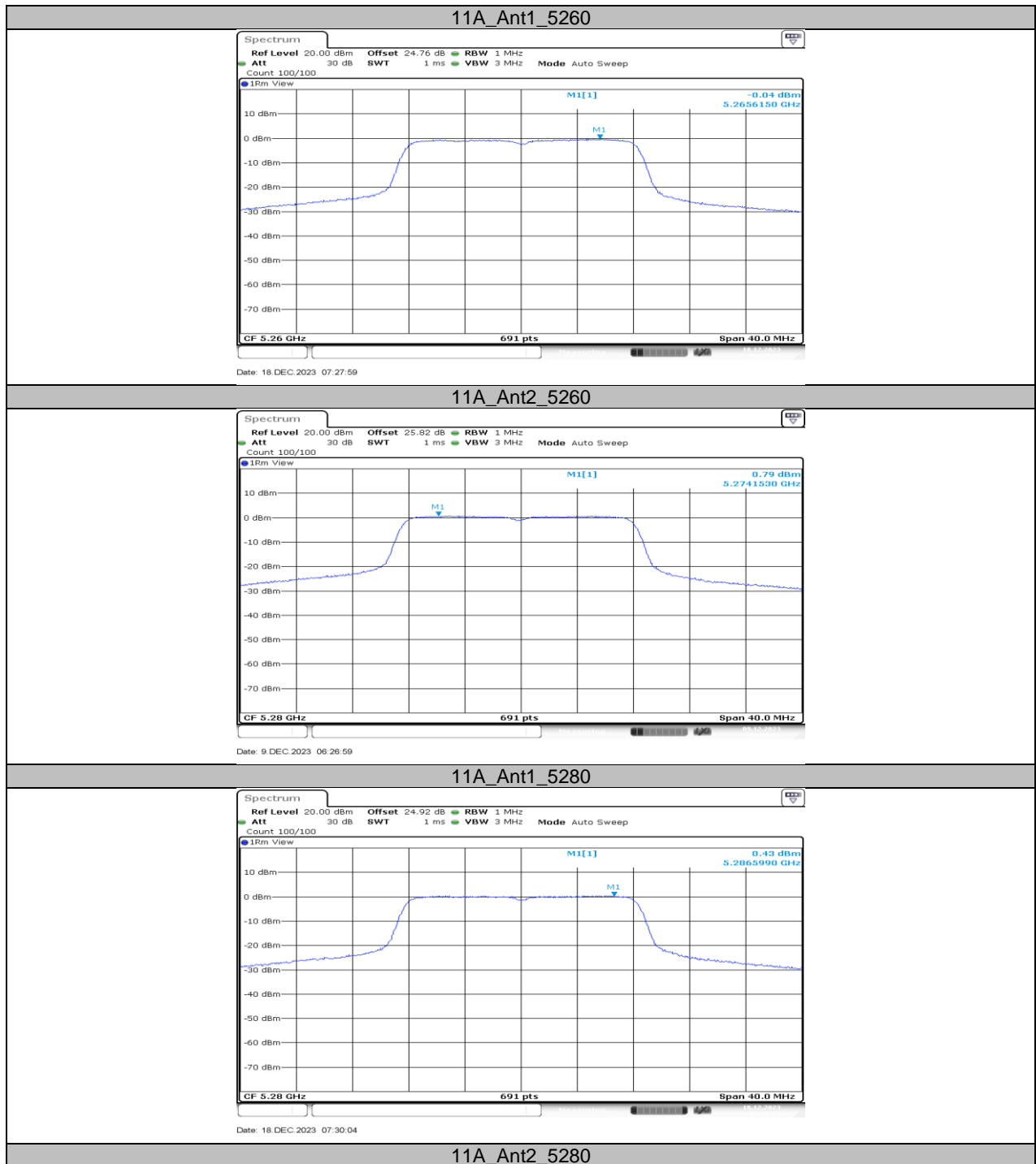


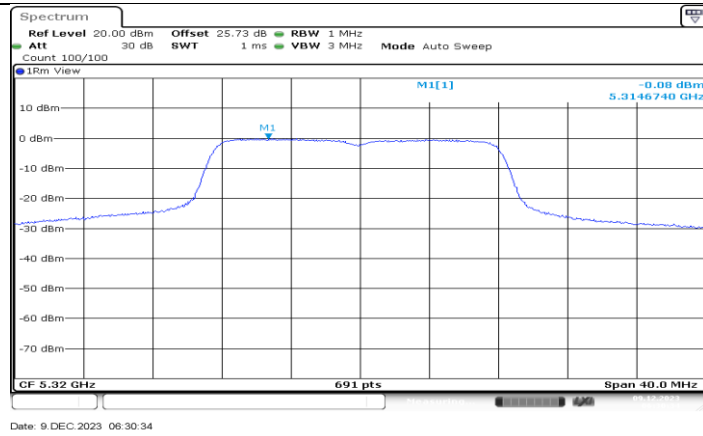
11A_Ant1_5240



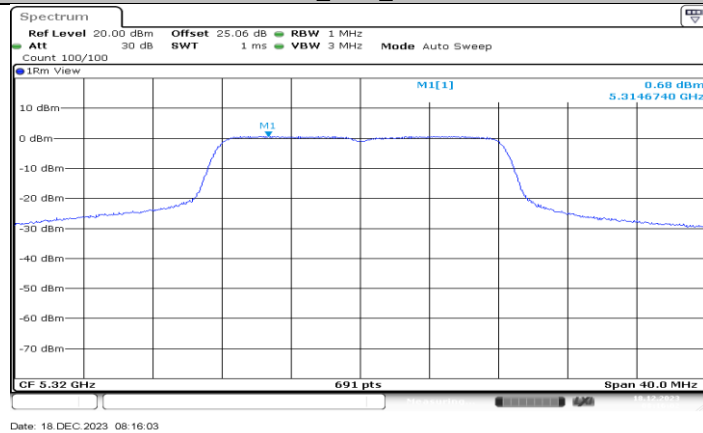
11A_Ant2_5240



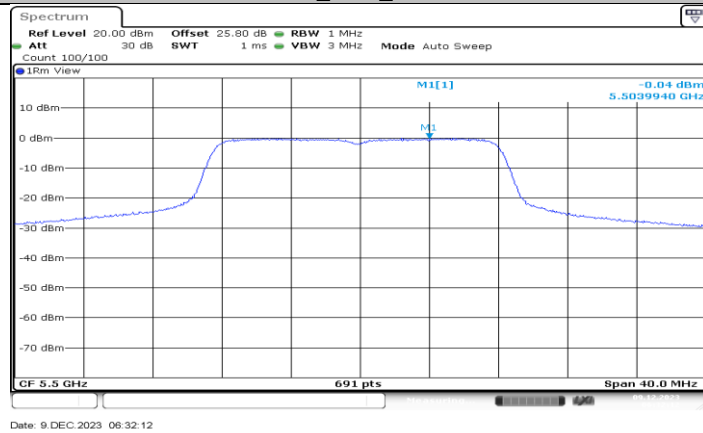




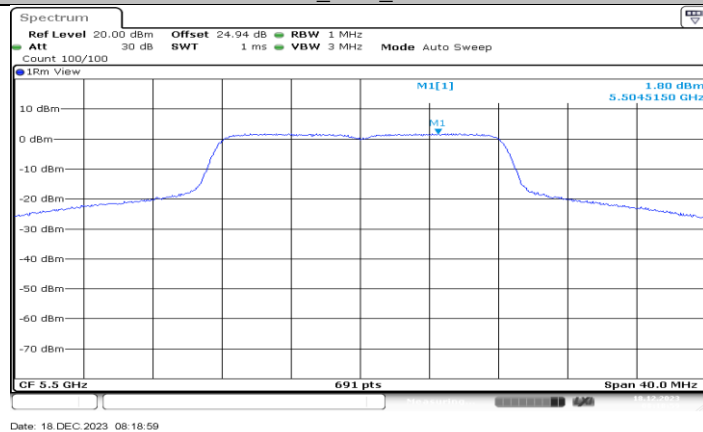
11A_Ant1_5320

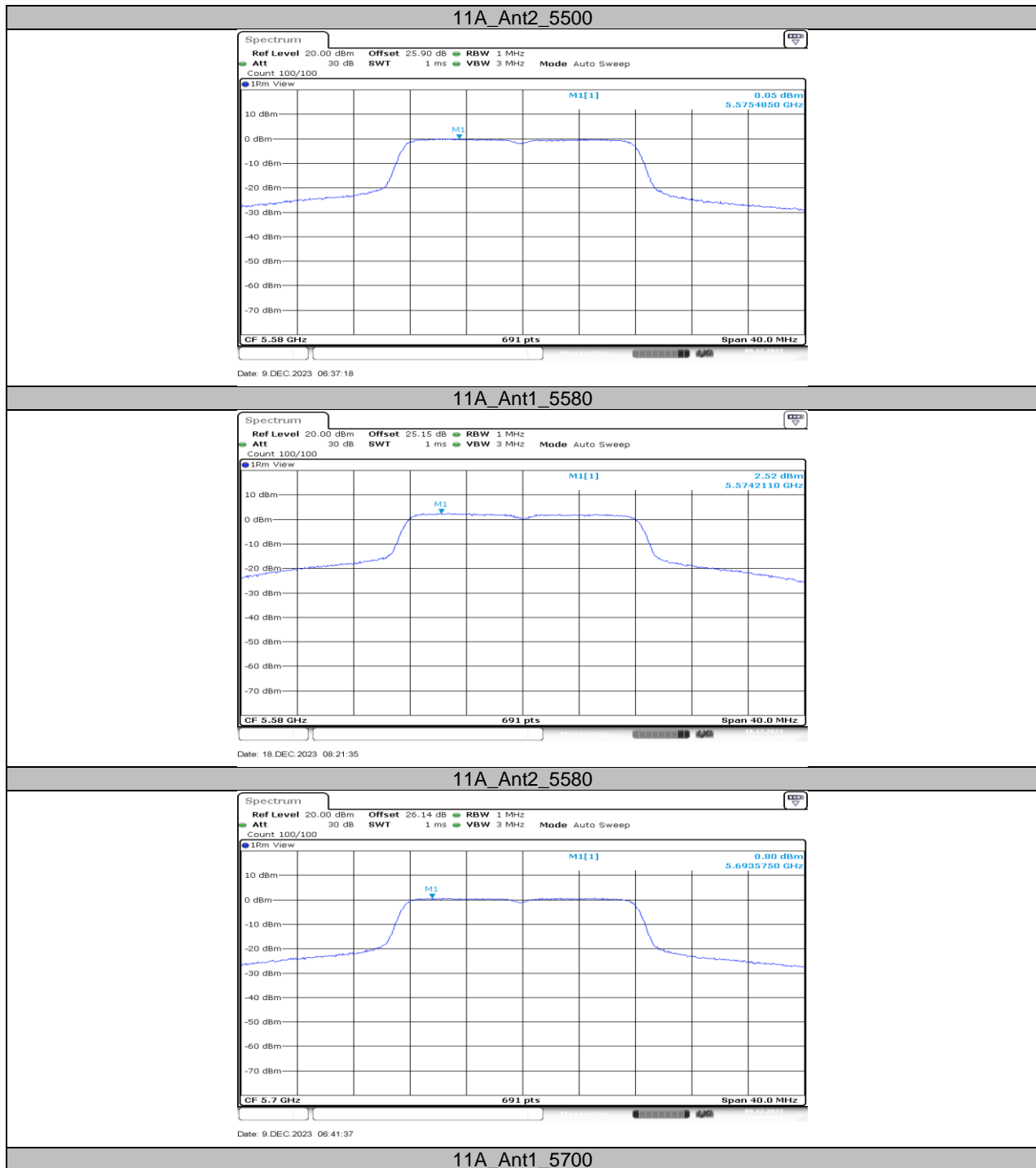


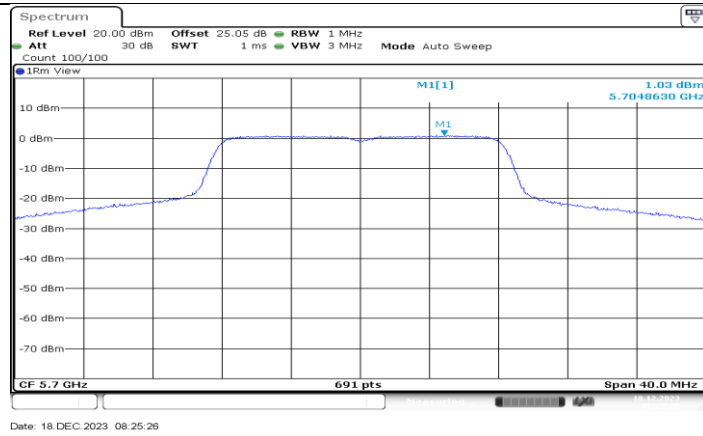
11A_Ant2_5320



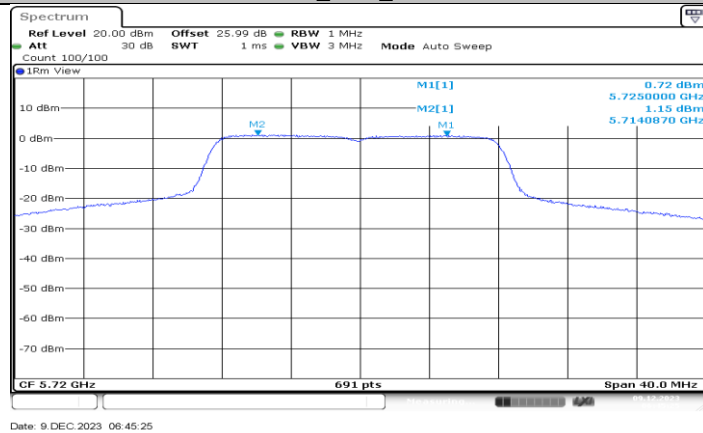
11A_Ant1_5500



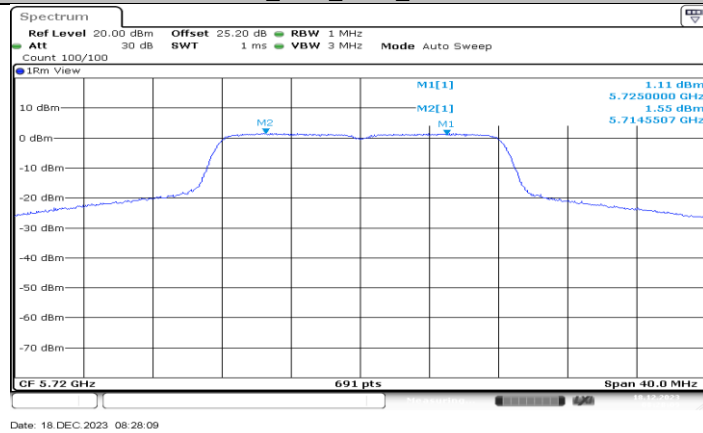




11A_Ant2_5700



11A_Ant1_5720_UNII-2C



11A_Ant2_5720_UNII-2C

