Mode	14	
	Harmonic	
	2400-2483.5_802.11b_CH11_2462MHz	
ANT	1	
Pol.	Horizontal	Vertical
14.47G ~14.5G Avg	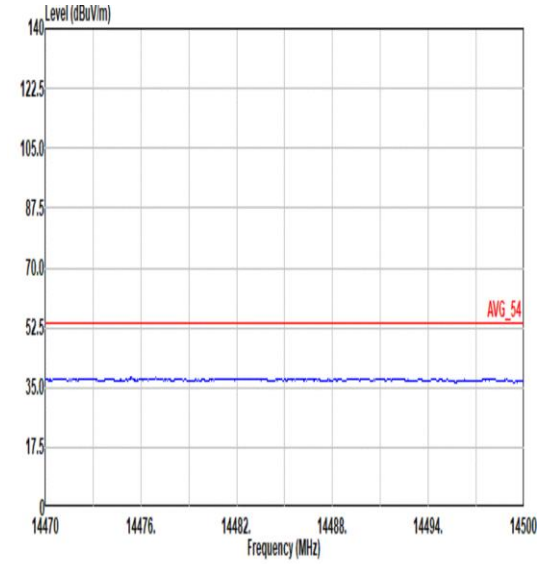 Site : 03CH11-HY Condition: AVG_54 3m 9120D_01620_230817 HORIZONTAL	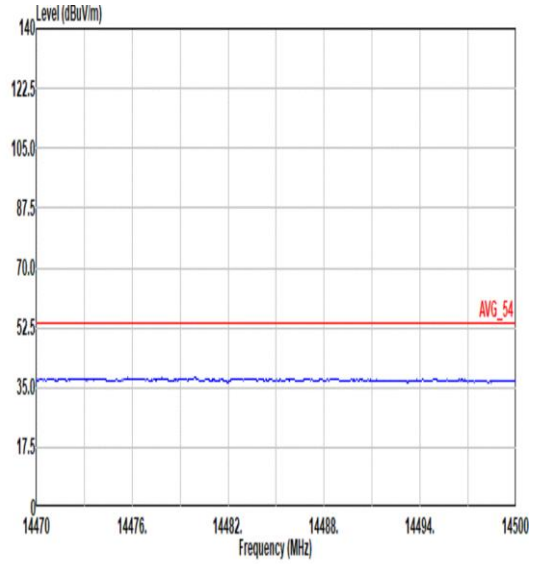 Site : 03CH11-HY Condition: AVG_54 3m 9120D_01620_230817 VERTICAL
17.7G ~18G Avg	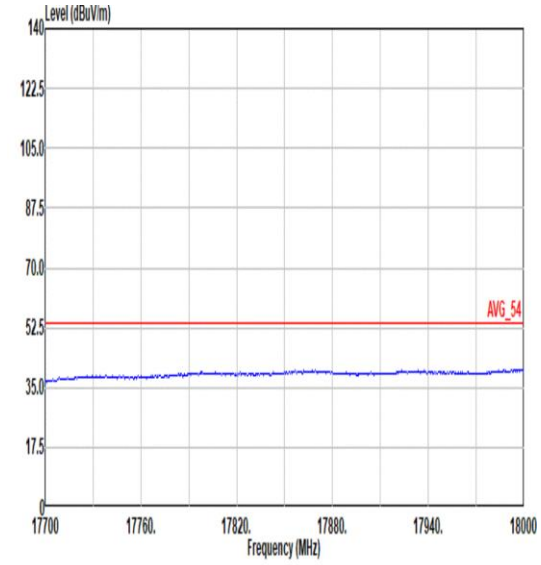 Site : 03CH11-HY Condition: AVG_54 3m 9120D_01620_230817 HORIZONTAL	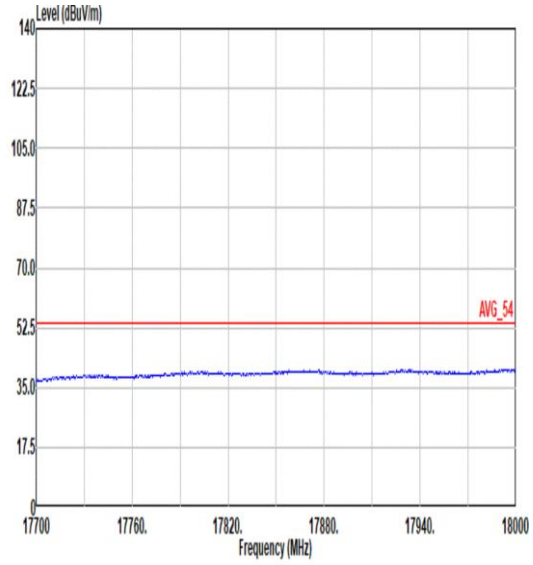 Site : 03CH11-HY Condition: AVG_54 3m 9120D_01620_230817 VERTICAL

Mode	15	
	Band Edge	
	2400-2483.5_802.11g_CH01_2412MHz	
ANT	1	
Pol.	Horizontal	Fundamental
Peak	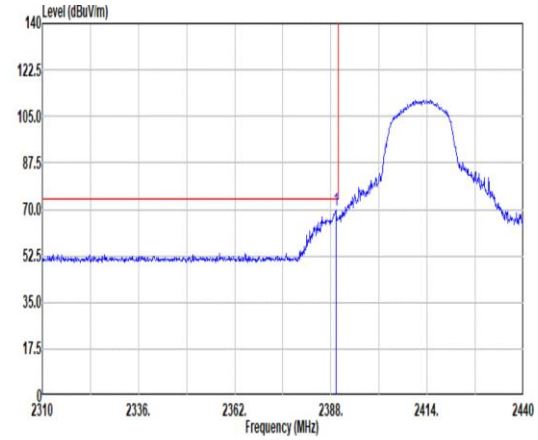 Site : 03CH11-HY Condition: PEAK_BE_74 3m 9120D_01620_230817 HORIZONTAL : RBW:1000.000kHz VBW:3000.000kHz SWT:Auto Freq Level Limit Line Margin Read Level Ant Factor Cable Loss Preamp Factor Aux Factor APos TPos Remark MHz dBuV/m dBuV/m dB dBuV dB/m dB dB dB cm deg 1 2389.30 69.50 74.00 -4.50 58.57 27.49 6.78 33.34 10.00 109 34 PEAK	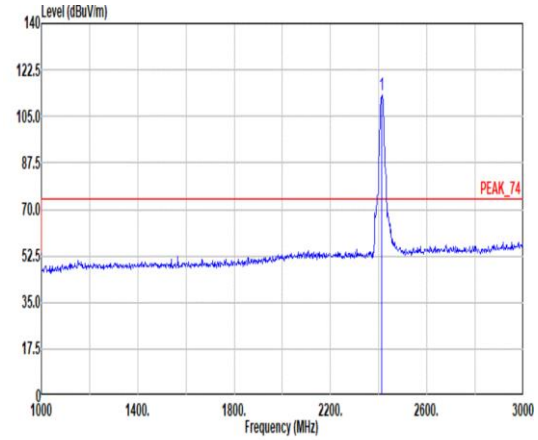 Site : 03CH11-HY Condition: PEAK_74 3m 9120D_01620_230817 HORIZONTAL : RBW:1000.000kHz VBW:3000.000kHz SWT:Auto Freq Level Limit Line Margin Read Level Ant Factor Cable Loss Preamp Factor Aux Factor APos TPos Remark MHz dBuV/m dBuV/m dB dBuV dB/m dB dB dB cm deg 1 2412.00 112.84 ------ ------ 101.85 27.50 6.81 33.32 10.00 109 34 PEAK
Avg	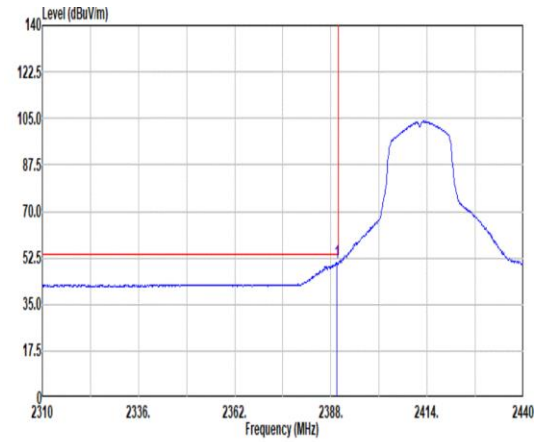 Site : 03CH11-HY Condition: AVG_BE_54 3m 9120D_01620_230817 HORIZONTAL : RBW:1000.000kHz VBW:0.750kHz SWT:Auto Freq Level Limit Line Margin Read Level Ant Factor Cable Loss Preamp Factor Aux Factor APos TPos Remark MHz dBuV/m dBuV/m dB dBuV dB/m dB dB dB cm deg 1 2389.56 50.50 54.00 -3.50 39.56 27.50 6.78 33.34 10.00 109 34 AVERAGE	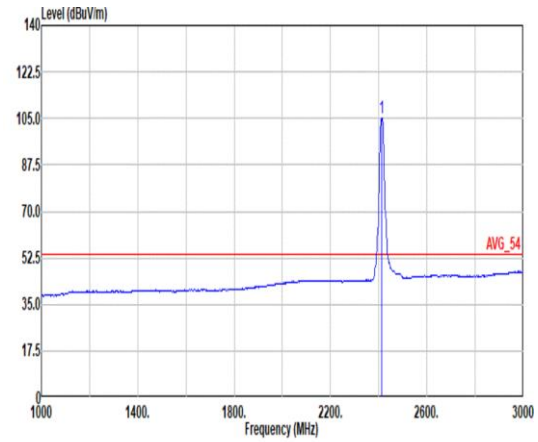 Site : 03CH11-HY Condition: AVG_54 3m 9120D_01620_230817 HORIZONTAL : RBW:1000.000kHz VBW:0.750kHz SWT:Auto Freq Level Limit Line Margin Read Level Ant Factor Cable Loss Preamp Factor Aux Factor APos TPos Remark MHz dBuV/m dBuV/m dB dBuV dB/m dB dB dB cm deg 1 2412.00 105.27 ------ ------ 94.28 27.50 6.81 33.32 10.00 109 34 AVERAGE

Mode	15	
	Band Edge	
	2400-2483.5_802.11g_CH01_2412MHz	
ANT	1	
Pol.	Vertical	Fundamental
Peak	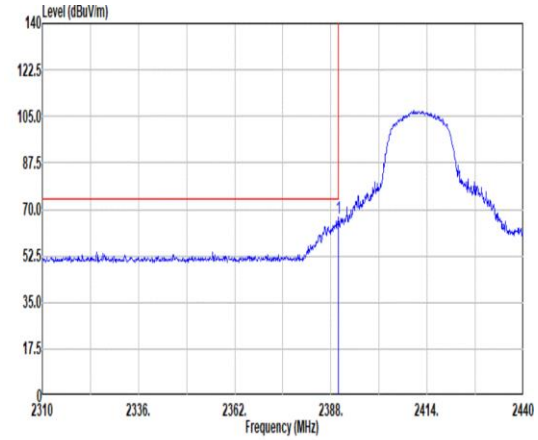 Site : 03CH11-HY Condition: PEAK_BE_74 3m 9120D_01620_230817 VERTICAL : RBW:1000.000kHz VBW:3000.000kHz SWT:Auto Limit Read Ant Cable Preamp Aux APos TPos Freq Level Line Margin Level Factor Loss Factor Factor Remark MHz dBuV/m dBuV/m dB dBuV dB/m dB dB dB cm deg 1 2389.95 66.62 74.00 -7.38 55.68 27.50 6.78 33.34 10.00 400 246 PEAK	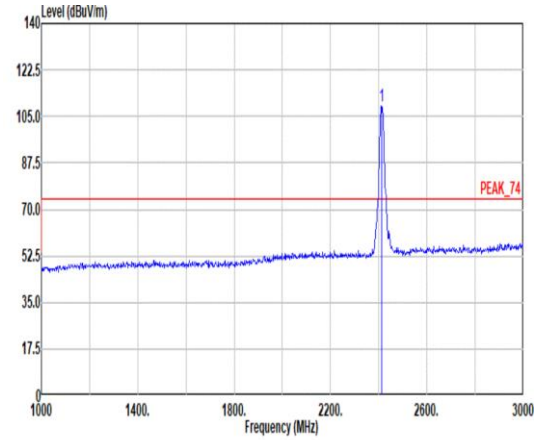 Site : 03CH11-HY Condition: PEAK_74 3m 9120D_01620_230817 VERTICAL : RBW:1000.000kHz VBW:3000.000kHz SWT:Auto Limit Read Ant Cable Preamp Aux APos TPos Freq Level Line Margin Level Factor Loss Factor Factor Remark MHz dBuV/m dBuV/m dB dBuV dB/m dB dB dB cm deg 1 2412.00 108.62 ------ ------ 97.63 27.50 6.81 33.32 10.00 400 246 PEAK
Avg	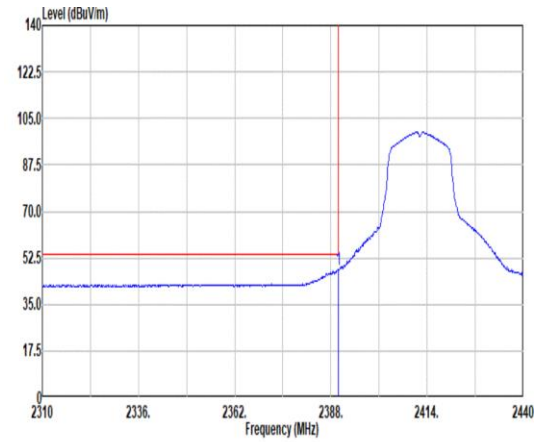 Site : 03CH11-HY Condition: AVG_BE_54 3m 9120D_01620_230817 VERTICAL : RBW:1000.000kHz VBW:0.750kHz SWT:Auto Limit Read Ant Cable Preamp Aux APos TPos Freq Level Line Margin Level Factor Loss Factor Factor Remark MHz dBuV/m dBuV/m dB dBuV dB/m dB dB dB cm deg 1 2389.95 48.29 54.00 -5.71 37.35 27.50 6.78 33.34 10.00 400 246 AVERAGE	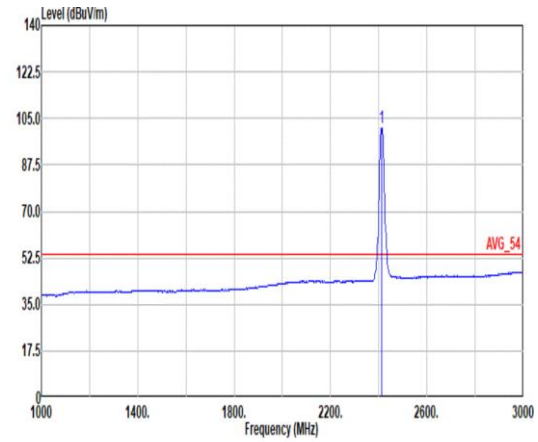 Site : 03CH11-HY Condition: AVG_54 3m 9120D_01620_230817 VERTICAL : RBW:1000.000kHz VBW:0.750kHz SWT:Auto Limit Read Ant Cable Preamp Aux APos TPos Freq Level Line Margin Level Factor Loss Factor Factor Remark MHz dBuV/m dBuV/m dB dBuV dB/m dB dB dB cm deg 1 2412.00 101.20 ------ ------ 90.23 27.50 6.80 33.33 10.00 400 246 AVERAGE

Mode	15	
	Harmonic	
	2400-2483.5_802.11g_CH01_2412MHz	
ANT	1	
Pol.	Horizontal	Vertical
Peak Avg	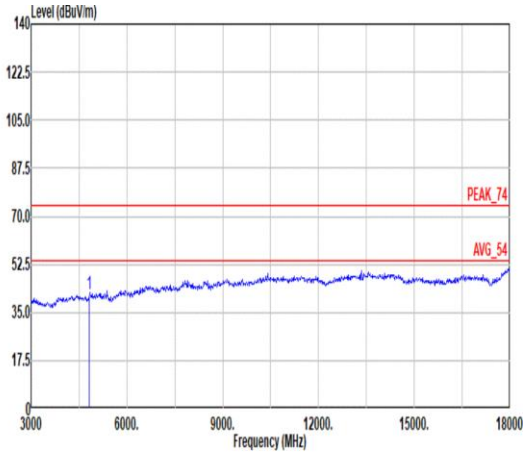 Site : 03CH11-HY Condition: PEAK_74 3m 9120D_01620_230817 HORIZONTAL Freq Level Limit Line Margin Read Level Ant Factor Cable Loss Preamp Factor Aux Factor APos TPos Remark MHz dBuV/m dBuV/m dB dBuV dB/m dB dB dB cm deg 1 4824.00 41.84 74.00 -32.16 55.72 32.54 11.36 58.54 0.76 -- -- Peak	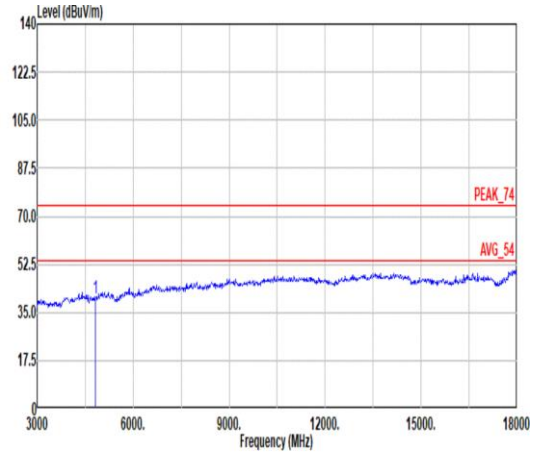 Site : 03CH11-HY Condition: PEAK_74 3m 9120D_01620_230817 VERTICAL Freq Level Limit Line Margin Read Level Ant Factor Cable Loss Preamp Factor Aux Factor APos TPos Remark MHz dBuV/m dBuV/m dB dBuV dB/m dB dB dB cm deg 1 4824.00 40.16 74.00 -33.84 54.04 32.54 11.36 58.54 0.76 -- -- Peak

Mode	15	
	Harmonic	
	2400-2483.5_802.11g_CH01_2412MHz	
ANT	1	
Pol.	Horizontal	Vertical
14.47G ~14.5G Avg	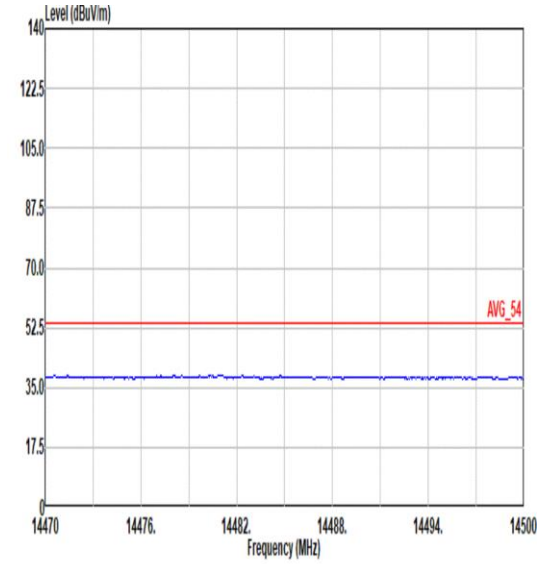 Site : 03CH11-HY Condition: AVG_54 3m 9120D_01620_230817 HORIZONTAL	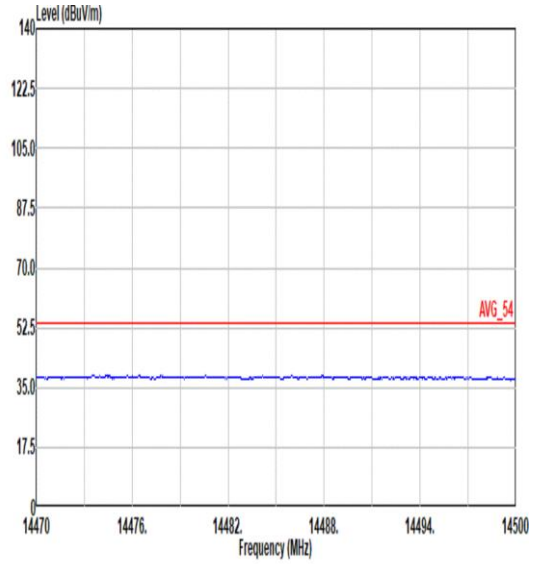 Site : 03CH11-HY Condition: AVG_54 3m 9120D_01620_230817 VERTICAL
17.7G ~18G Avg	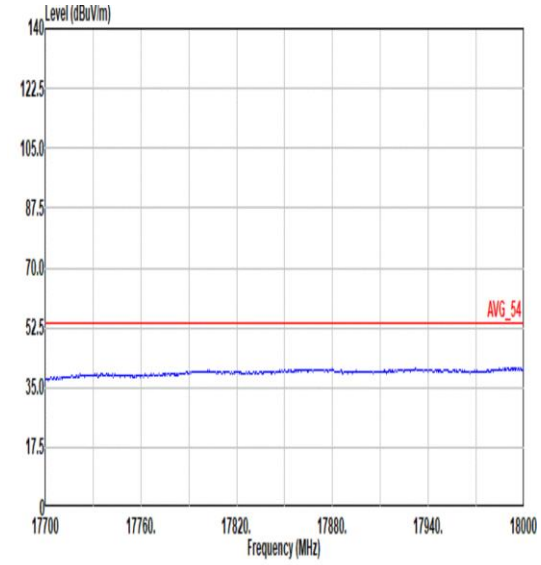 Site : 03CH11-HY Condition: AVG_54 3m 9120D_01620_230817 HORIZONTAL	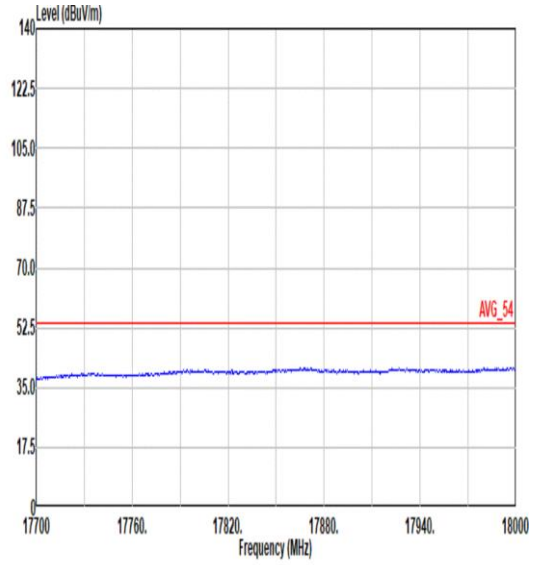 Site : 03CH11-HY Condition: AVG_54 3m 9120D_01620_230817 VERTICAL

Mode	16	
	Band Edge - L	
	2400-2483.5_802.11g_CH06_2437MHz	
ANT	1	
Pol.	Horizontal	Fundamental
Peak	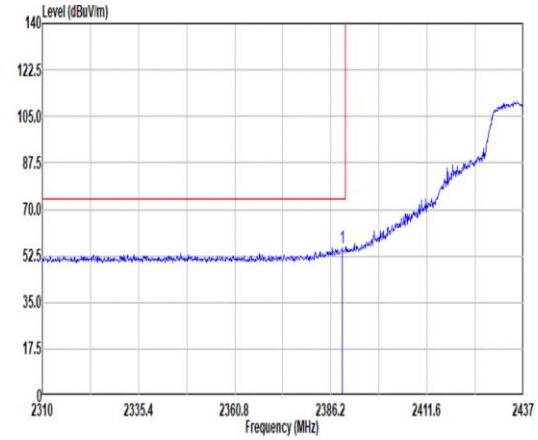 Site : 03CH11-HY Condition: PEAK_BE_74 3m 9120D_01620_230817 HORIZONTAL : RBW:1000.000kHz VBW:3000.000kHz SWT:Auto Freq Level Limit Line Margin Read Level Ant Factor Cable Loss Preamp Factor Aux Factor APos TPos Remark MHz dBuV/m dBuV/m dB dBuV dB/m dB dB dB cm deg 1 2389.12 55.32 74.00 -18.68 44.39 27.49 6.78 33.34 10.00 100 36 PEAK	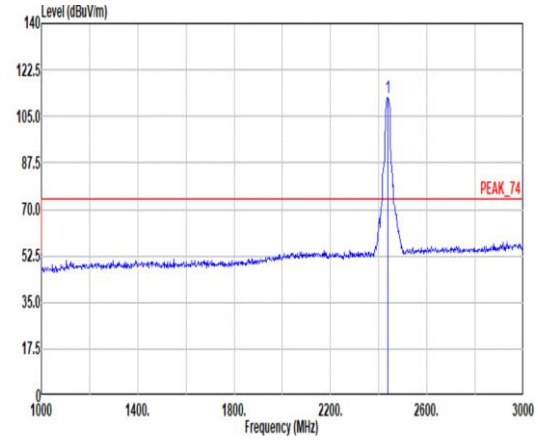 Site : 03CH11-HY Condition: PEAK_74 3m 9120D_01620_230817 HORIZONTAL : RBW:1000.000kHz VBW:3000.000kHz SWT:Auto Freq Level Limit Line Margin Read Level Ant Factor Cable Loss Preamp Factor Aux Factor APos TPos Remark MHz dBuV/m dBuV/m dB dBuV dB/m dB dB dB cm deg 1 2437.00 112.26 ------ ------ 101.12 27.60 6.85 33.31 10.00 100 36 PEAK
Avg	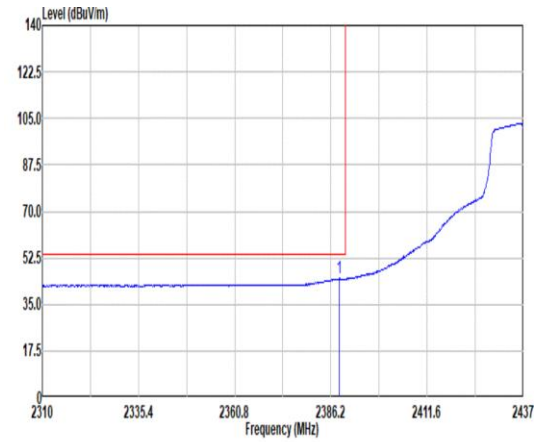 Site : 03CH11-HY Condition: AVG_BE_54 3m 9120D_01620_230817 HORIZONTAL : RBW:1000.000kHz VBW:0.750kHz SWT:Auto Freq Level Limit Line Margin Read Level Ant Factor Cable Loss Preamp Factor Aux Factor APos TPos Remark MHz dBuV/m dBuV/m dB dBuV dB/m dB dB dB cm deg 1 2388.36 44.70 54.00 -9.30 33.78 27.48 6.78 33.34 10.00 100 36 AVERAGE	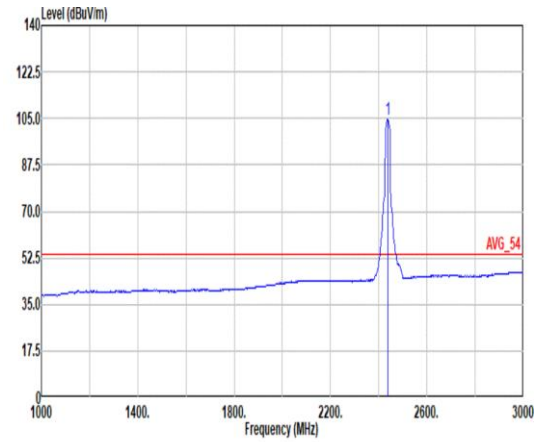 Site : 03CH11-HY Condition: AVG_54 3m 9120D_01620_230817 HORIZONTAL : RBW:1000.000kHz VBW:0.750kHz SWT:Auto Freq Level Limit Line Margin Read Level Ant Factor Cable Loss Preamp Factor Aux Factor APos TPos Remark MHz dBuV/m dBuV/m dB dBuV dB/m dB dB dB cm deg 1 2437.00 104.54 ------ ------ 93.41 27.60 6.84 33.31 10.00 100 36 AVERAGE

Mode	16	
	Band Edge - R	
	2400-2483.5_802.11g_CH06_2437MHz	
ANT	1	
Pol.	Horizontal	Fundamental
Peak	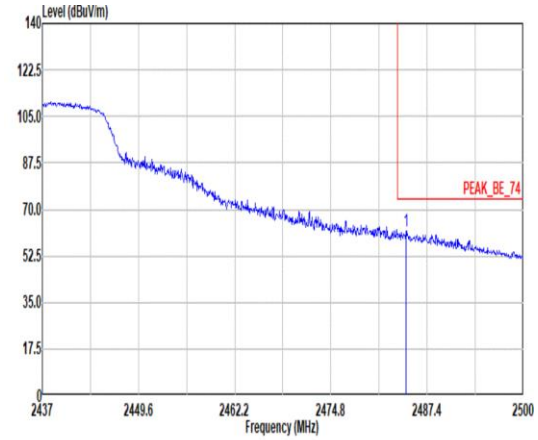 Site : 03CH11-HY Condition: PEAK_BE_74 3m 9120D_01620_230817 HORIZONTAL : RBW:1000.000kHz VBW:3000.000kHz SWT:Auto Freq Level Limit Line Margin Read Level Ant Factor Cable Loss Preamp Factor Aux Factor APos TPos Remark MHz dBuV/m dBuV/m dB dBuV dB/m dB dB dB cm deg 1 2484.63 61.97 74.00 -12.03 50.64 27.70 6.91 33.28 10.00 100 36 PEAK	Blank
Avg	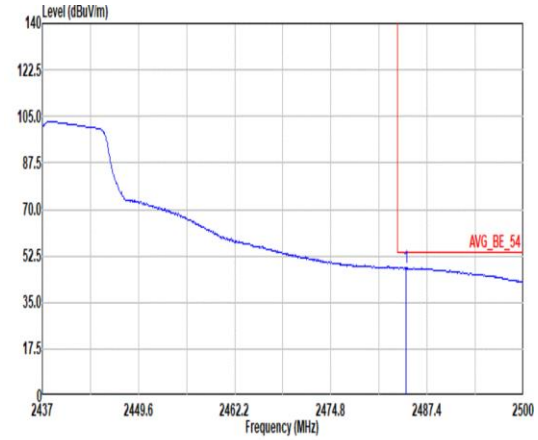 Site : 03CH11-HY Condition: AVG_BE_54 3m 9120D_01620_230817 HORIZONTAL : RBW:1000.000kHz VBW:0.750kHz SWT:Auto Freq Level Limit Line Margin Read Level Ant Factor Cable Loss Preamp Factor Aux Factor APos TPos Remark MHz dBuV/m dBuV/m dB dBuV dB/m dB dB dB cm deg 1 2484.63 48.10 54.00 -5.90 36.77 27.70 6.91 33.28 10.00 100 36 AVERAGE	Blank

Mode	16	
	Band Edge - L	
	2400-2483.5_802.11g_CH06_2437MHz	
ANT	1	
Pol.	Vertical	Fundamental
Peak	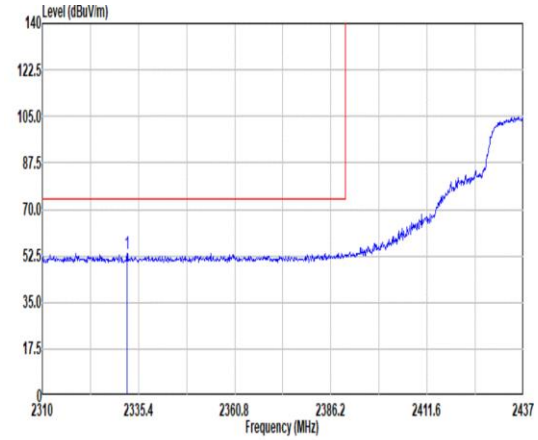 Site : 03CH11-HY Condition: PEAK_BE_74 3m 9120D_01620_230817 VERTICAL : RBW:1000.000kHz VBW:3000.000kHz SWT:Auto Freq Level Limit Line Margin Read Level Ant Factor Cable Loss Preamp Factor Aux Factor APos TPos Remark MHz dBuV/m dBuV/m dB dBuV dB/m dB dB dB cm deg 1 2332.35 53.45 74.00 -20.55 42.87 27.22 6.74 33.37 9.99 370 248 PEAK	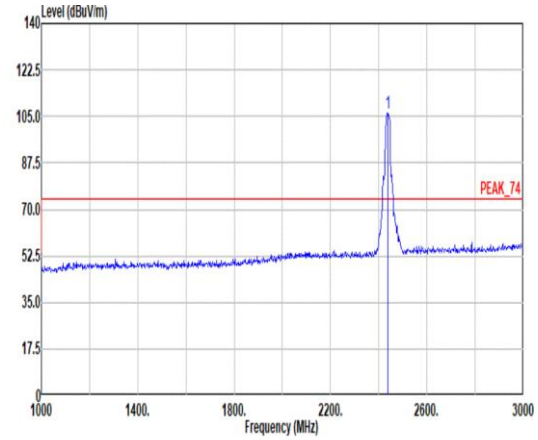 Site : 03CH11-HY Condition: PEAK_74 3m 9120D_01620_230817 VERTICAL : RBW:1000.000kHz VBW:3000.000kHz SWT:Auto Freq Level Limit Line Margin Read Level Ant Factor Cable Loss Preamp Factor Aux Factor APos TPos Remark MHz dBuV/m dBuV/m dB dBuV dB/m dB dB dB cm deg 1 2437.00 106.17 ------ ------ 95.03 27.60 6.85 33.31 10.00 370 248 PEAK
Avg	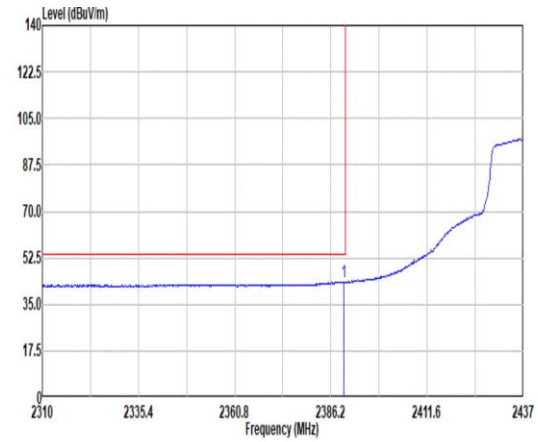 Site : 03CH11-HY Condition: AVG_BE_54 3m 9120D_01620_230817 VERTICAL : RBW:1000.000kHz VBW:0.750kHz SWT:Auto Freq Level Limit Line Margin Read Level Ant Factor Cable Loss Preamp Factor Aux Factor APos TPos Remark MHz dBuV/m dBuV/m dB dBuV dB/m dB dB dB cm deg 1 2389.63 43.44 54.00 -10.56 32.50 27.50 6.78 33.34 10.00 370 248 AVERAGE	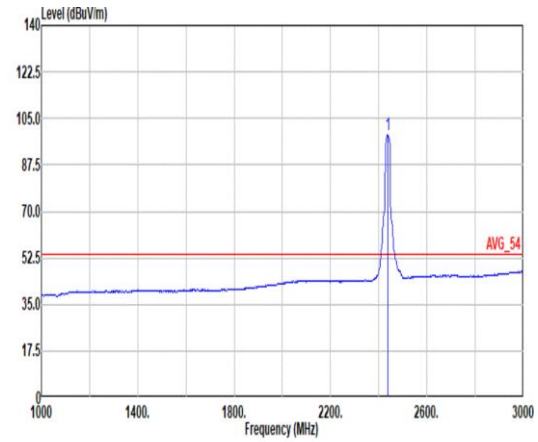 Site : 03CH11-HY Condition: AVG_54 3m 9120D_01620_230817 VERTICAL : RBW:1000.000kHz VBW:0.750kHz SWT:Auto Freq Level Limit Line Margin Read Level Ant Factor Cable Loss Preamp Factor Aux Factor APos TPos Remark MHz dBuV/m dBuV/m dB dBuV dB/m dB dB dB cm deg 1 2437.00 98.59 ------ ------ 87.45 27.60 6.85 33.31 10.00 370 248 AVERAGE

Mode	16	
	Band Edge - R	
	2400-2483.5_802.11g_CH06_2437MHz	
ANT	1	
Pol.	Vertical	Fundamental
Peak	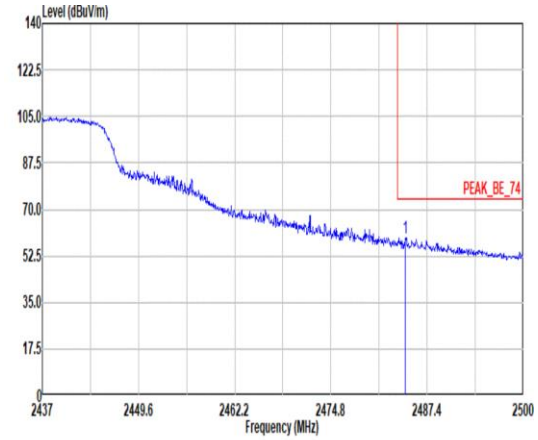 Site : 03CH11-HY Condition: PEAK_BE_74 3m 9120D_01620_230817 VERTICAL : RBW:1000.000kHz VBW:3000.000kHz SWT:Auto Freq Level Limit Line Margin Read Level Ant Factor Cable Loss Preamp Factor Aux Factor APos TPos Remark MHz dBuV/m dBuV/m dB dBuV dB/m dB dB dB cm deg 1 2484.50 59.30 74.00 -14.70 47.97 27.70 6.91 33.28 10.00 370 248 PEAK	Blank
Avg	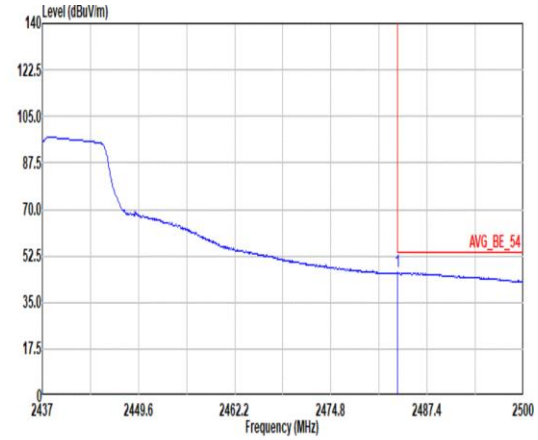 Site : 03CH11-HY Condition: AVG_BE_54 3m 9120D_01620_230817 VERTICAL : RBW:1000.000kHz VBW:0.750kHz SWT:Auto Freq Level Limit Line Margin Read Level Ant Factor Cable Loss Preamp Factor Aux Factor APos TPos Remark MHz dBuV/m dBuV/m dB dBuV dB/m dB dB dB cm deg 1 2483.56 46.23 54.00 -7.77 34.90 27.70 6.91 33.28 10.00 370 248 AVERAGE	Blank

Mode	16	
	Harmonic	
	2400-2483.5_802.11g_CH06_2437MHz	
ANT	1	
Pol.	Horizontal	Vertical
Peak Avg	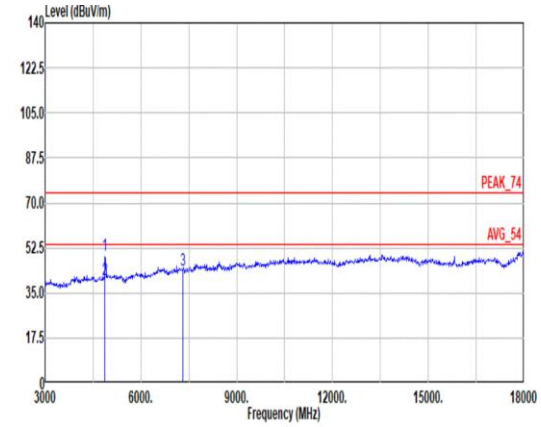 Site : 03CH11-HY Condition: PEAK_74 3m 9120D_01620_230817 HORIZONTAL Freq Level Limit Line Margin Read Level Ant Factor Cable Loss Preamp Factor Aux Factor APos TPos Remark MHz dBuV/m dBuV/m dB dBuV dB/m dB dB dB cm deg 1 4874.00 49.54 74.00 -24.46 63.28 32.70 11.45 58.58 0.69 100 285 Peak 2 4874.00 40.23 54.00 -13.77 53.97 32.70 11.45 58.58 0.69 100 285 Average 3 7311.00 43.91 74.00 -30.09 50.84 36.86 14.58 58.99 0.62 -- -- Peak	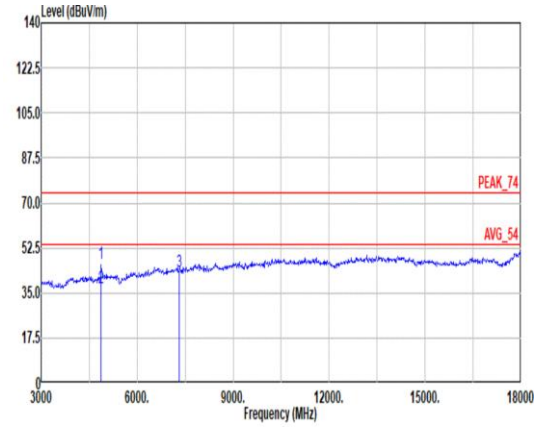 Site : 03CH11-HY Condition: PEAK_74 3m 9120D_01620_230817 VERTICAL Freq Level Limit Line Margin Read Level Ant Factor Cable Loss Preamp Factor Aux Factor APos TPos Remark MHz dBuV/m dBuV/m dB dBuV dB/m dB dB dB cm deg 1 4874.00 46.54 74.00 -27.46 60.28 32.70 11.45 58.58 0.69 280 257 Peak 2 4874.00 36.87 54.00 -17.13 50.61 32.70 11.45 58.58 0.69 280 257 Average 3 7311.00 43.46 74.00 -30.54 50.39 36.86 14.58 58.99 0.62 -- -- Peak

Mode	16	
	Harmonic	
	2400-2483.5_802.11g_CH06_2437MHz	
ANT	1	
Pol.	Horizontal	Vertical
14.47G ~14.5G Avg	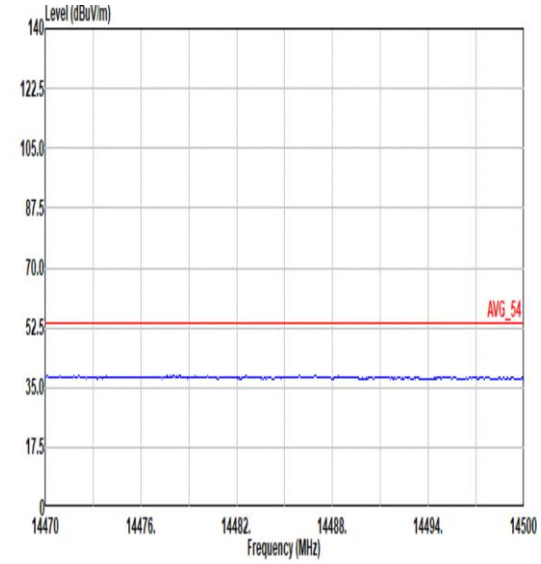 Site : 03CH11-HY Condition: AVG_54 3m 9120D_01620_230817 HORIZONTAL	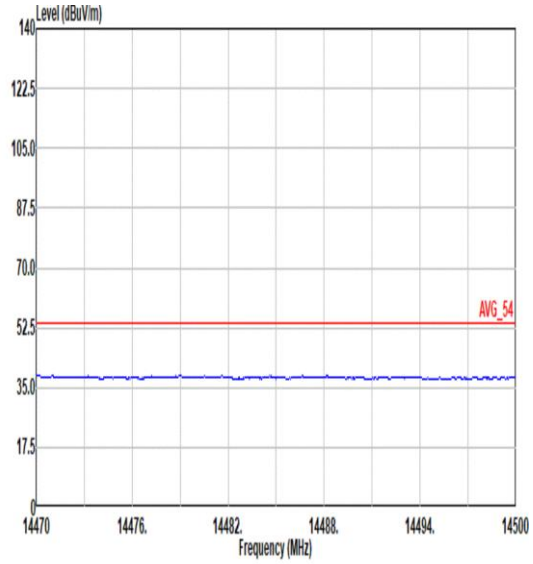 Site : 03CH11-HY Condition: AVG_54 3m 9120D_01620_230817 VERTICAL
17.7G ~18G Avg	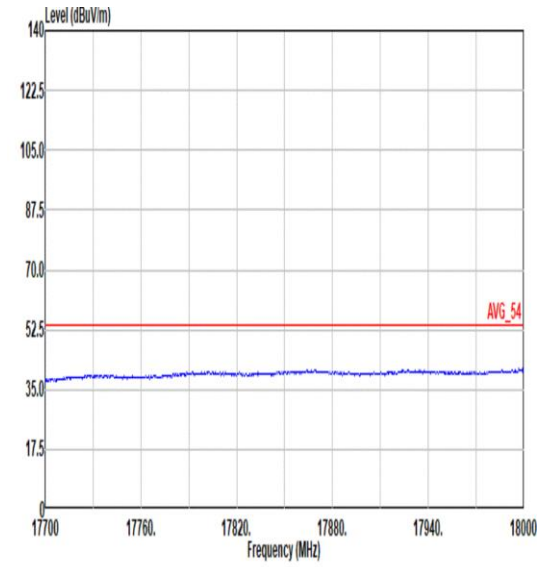 Site : 03CH11-HY Condition: AVG_54 3m 9120D_01620_230817 HORIZONTAL	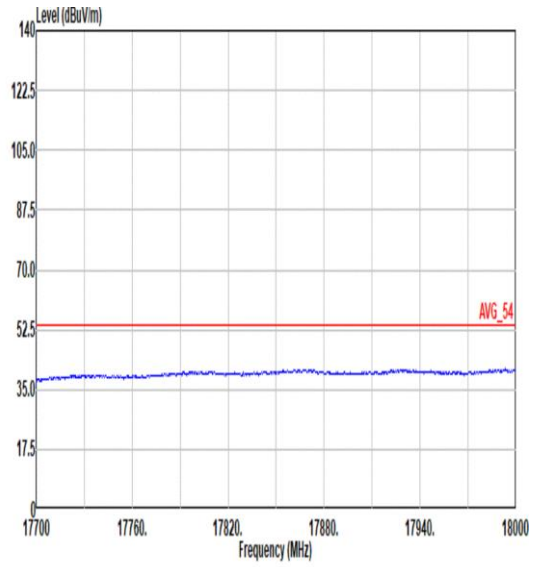 Site : 03CH11-HY Condition: AVG_54 3m 9120D_01620_230817 VERTICAL

Mode	17	
	Band Edge	
	2400-2483.5_802.11g_CH11_2462MHz	
ANT	1	
Pol.	Horizontal	Fundamental
Peak	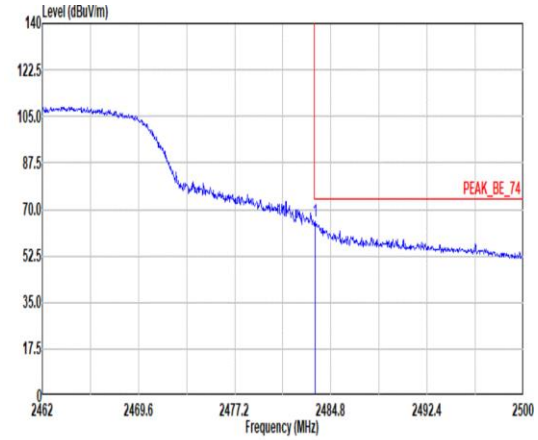 Site : 03CH11-HY Condition: PEAK_BE_74 3m 9120D_01620_230817 HORIZONTAL : RBW:1000.000kHz VBW:3000.000kHz SWT:Auto Freq Level Limit Line Margin Read Level Ant Factor Cable Loss Preamp Factor Aux Factor APos TPos Remark MHz dBuV/m dBuV/m dB dBuV dB/m dB dB dB cm deg 1 2483.55 65.32 74.00 -8.68 53.99 27.70 6.91 33.28 10.00 106 34 PEAK	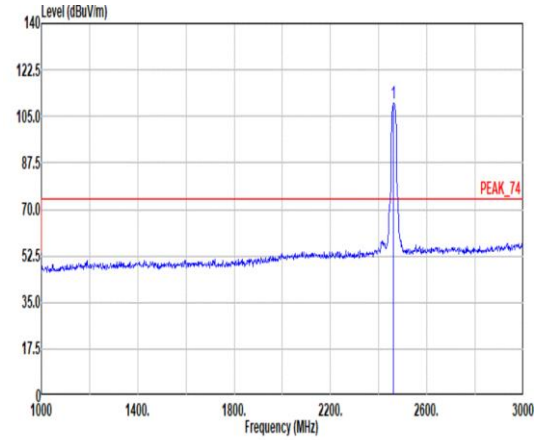 Site : 03CH11-HY Condition: PEAK_74 3m 9120D_01620_230817 HORIZONTAL : RBW:1000.000kHz VBW:3000.000kHz SWT:Auto Freq Level Limit Line Margin Read Level Ant Factor Cable Loss Preamp Factor Aux Factor APos TPos Remark MHz dBuV/m dBuV/m dB dBuV dB/m dB dB dB cm deg 1 2462.00 109.99 ------ ------ 98.86 27.54 6.88 33.29 10.00 106 34 PEAK
Avg	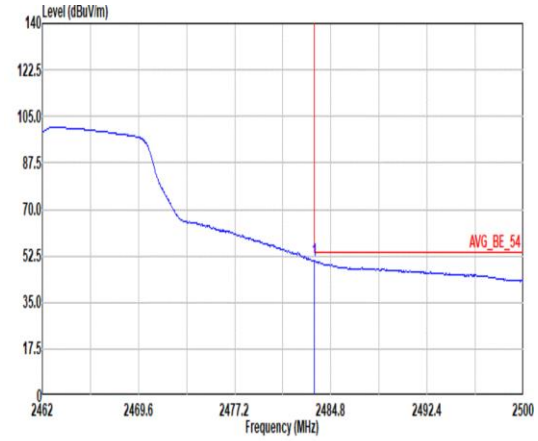 Site : 03CH11-HY Condition: AVG_BE_54 3m 9120D_01620_230817 HORIZONTAL : RBW:1000.000kHz VBW:0.750kHz SWT:Auto Freq Level Limit Line Margin Read Level Ant Factor Cable Loss Preamp Factor Aux Factor APos TPos Remark MHz dBuV/m dBuV/m dB dBuV dB/m dB dB dB cm deg 1 2483.51 50.61 54.00 -3.39 39.28 27.70 6.91 33.28 10.00 106 34 AVERAGE	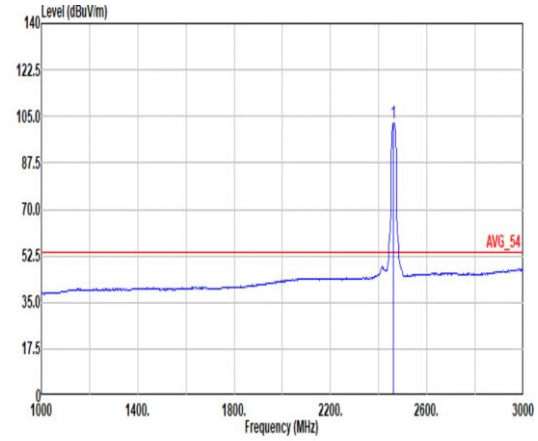 Site : 03CH11-HY Condition: AVG_54 3m 9120D_01620_230817 HORIZONTAL : RBW:1000.000kHz VBW:0.750kHz SWT:Auto Freq Level Limit Line Margin Read Level Ant Factor Cable Loss Preamp Factor Aux Factor APos TPos Remark MHz dBuV/m dBuV/m dB dBuV dB/m dB dB dB cm deg 1 2462.00 102.43 ------ ------ 91.30 27.54 6.88 33.29 10.00 106 34 AVERAGE

Mode	17	
	Band Edge	
	2400-2483.5_802.11g_CH11_2462MHz	
ANT	1	
Pol.	Vertical	Fundamental
Peak	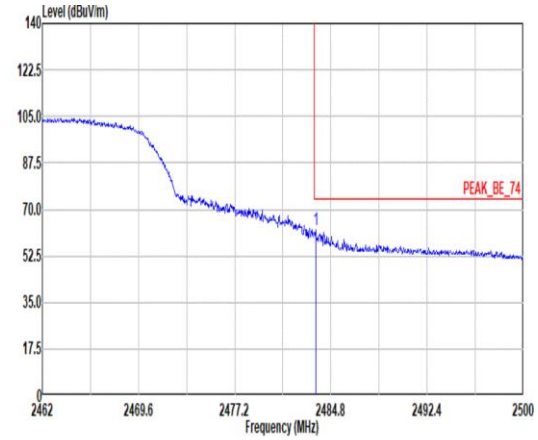 Site : 03CH11-HY Condition: PEAK_BE_74 3m 9120D_01620_230817 VERTICAL : RBW:1000.000kHz VBW:3000.000kHz SWT:Auto Freq Level Limit Line Margin Read Level Ant Factor Cable Loss Preamp Factor Aux Factor APos TPos Remark MHz dBuV/m dBuV/m dB dBuV dB/m dB dB dB cm deg 1 2483.58 62.20 74.00 -11.80 50.87 27.70 6.91 33.28 10.00 365 254 PEAK	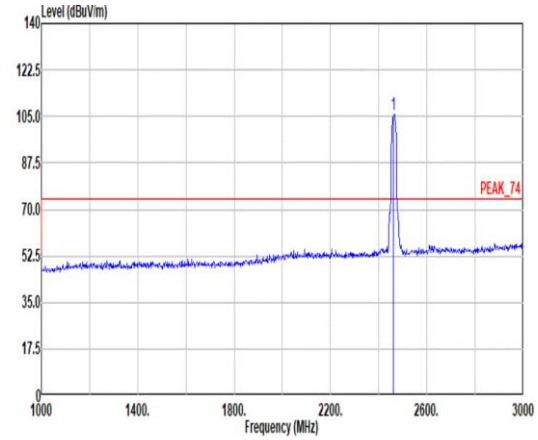 Site : 03CH11-HY Condition: PEAK_74 3m 9120D_01620_230817 VERTICAL : RBW:1000.000kHz VBW:3000.000kHz SWT:Auto Freq Level Limit Line Margin Read Level Ant Factor Cable Loss Preamp Factor Aux Factor APos TPos Remark MHz dBuV/m dBuV/m dB dBuV dB/m dB dB dB cm deg 1 2462.00 105.53 ------ ------ 94.40 27.54 6.88 33.29 10.00 365 254 PEAK
Avg	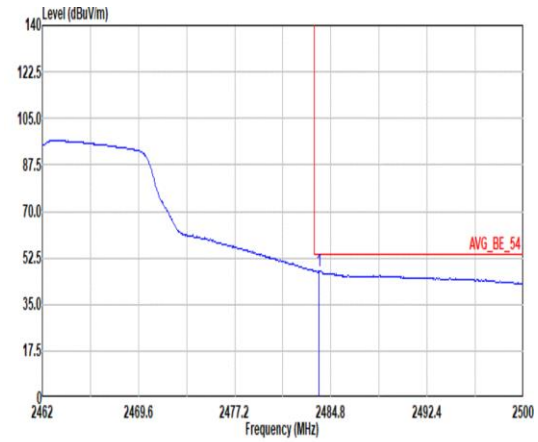 Site : 03CH11-HY Condition: AVG_BE_54 3m 9120D_01620_230817 VERTICAL : RBW:1000.000kHz VBW:0.750kHz SWT:Auto Freq Level Limit Line Margin Read Level Ant Factor Cable Loss Preamp Factor Aux Factor APos TPos Remark MHz dBuV/m dBuV/m dB dBuV dB/m dB dB dB cm deg 1 2483.85 47.71 54.00 -6.29 36.38 27.70 6.91 33.28 10.00 365 254 AVERAGE	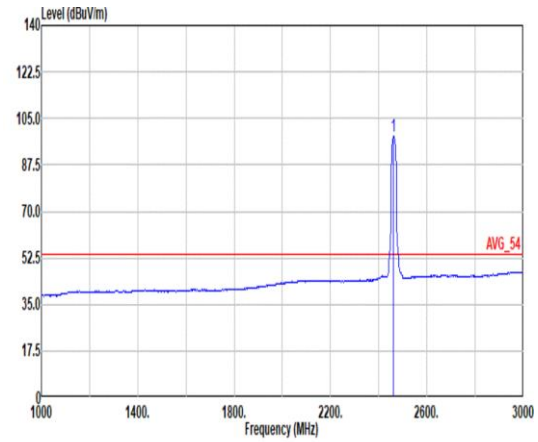 Site : 03CH11-HY Condition: AVG_54 3m 9120D_01620_230817 VERTICAL : RBW:1000.000kHz VBW:0.750kHz SWT:Auto Freq Level Limit Line Margin Read Level Ant Factor Cable Loss Preamp Factor Aux Factor APos TPos Remark MHz dBuV/m dBuV/m dB dBuV dB/m dB dB dB cm deg 1 2462.00 98.07 ------ ------ 86.94 27.54 6.88 33.29 10.00 365 254 AVERAGE

Mode	17	
	Harmonic	
	2400-2483.5_802.11g_CH11_2462MHz	
ANT	1	
Pol.	Horizontal	Vertical
Peak Avg	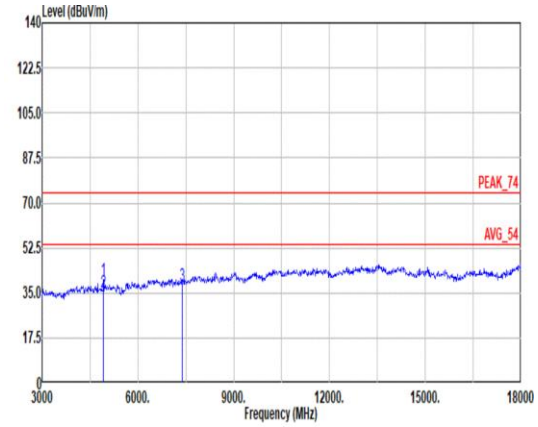 Site : 03CH11-HY Condition: PEAK_74 3m 9120D_01620_230817 HORIZONTAL Freq Level Limit Line Margin Read Level Ant Factor Cable Loss Preamp Factor Aux Factor APos TPos Remark MHz dBuV/m dBuV/m dB dBuV dB/m dB dB dB cm deg 1 4924.00 40.10 74.00 -33.90 53.74 32.84 11.53 58.62 0.61 100 233 Peak 2 4924.00 35.65 54.00 -18.35 49.29 32.84 11.53 58.62 0.61 100 233 Average 3 7386.00 38.23 74.00 -35.77 45.43 36.48 14.61 58.94 0.65 -- -- Peak	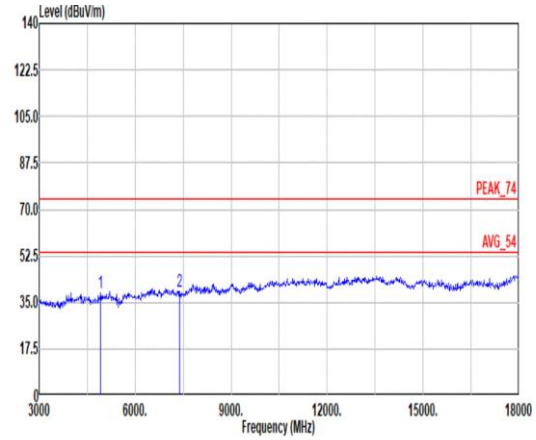 Site : 03CH11-HY Condition: PEAK_74 3m 9120D_01620_230817 VERTICAL Freq Level Limit Line Margin Read Level Ant Factor Cable Loss Preamp Factor Aux Factor APos TPos Remark MHz dBuV/m dBuV/m dB dBuV dB/m dB dB dB cm deg 1 4924.00 38.56 74.00 -35.44 52.20 32.84 11.53 58.62 0.61 -- -- Peak 2 7386.00 39.12 74.00 -34.88 46.32 36.48 14.61 58.94 0.65 -- -- Peak

Mode	17	
	Harmonic	
	2400-2483.5_802.11g_CH11_2462MHz	
ANT	1	
Pol.	Horizontal	Vertical
14.47G ~14.5G Avg	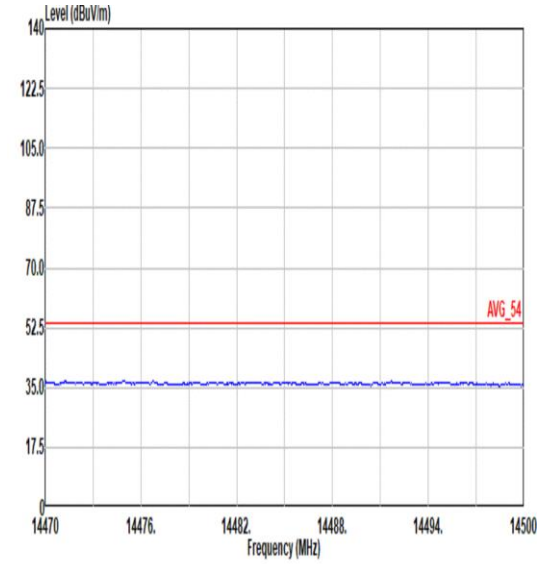 Site : 03CH11-HY Condition: AVG_54 3m 9120D_01620_230817 HORIZONTAL	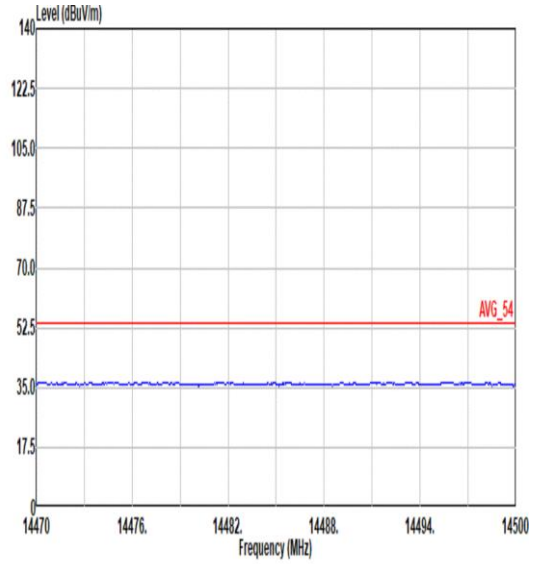 Site : 03CH11-HY Condition: AVG_54 3m 9120D_01620_230817 VERTICAL
17.7G ~18G Avg	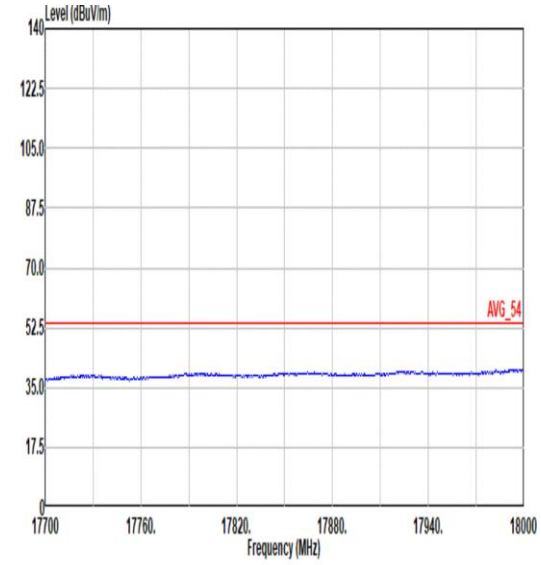 Site : 03CH11-HY Condition: AVG_54 3m 9120D_01620_230817 HORIZONTAL	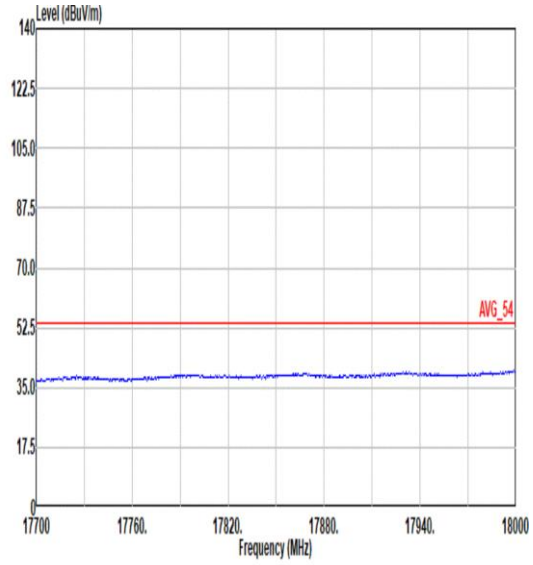 Site : 03CH11-HY Condition: AVG_54 3m 9120D_01620_230817 VERTICAL

Mode	18	
	Band Edge	
	2400-2483.5_802.11n HT20_CH01_2412MHz	
ANT	1	
Pol.	Horizontal	Fundamental
Peak	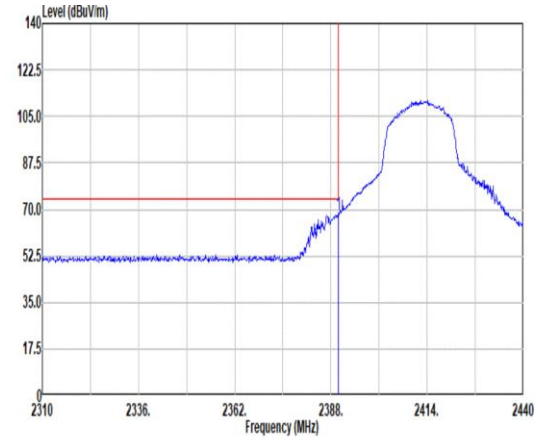 Site : 03CH11-HY Condition: PEAK_BE_74 3m 9120D_01620_230817 HORIZONTAL : RBW:1000.000kHz VBW:3000.000kHz SWT:Auto Freq Level Limit Line Margin Read Level Ant Factor Cable Loss Preamp Factor Aux Factor APos TPos Remark MHz dBuV/m dBuV/m dB dBuV dB/m dB dB dB cm deg 1 2389.95 68.06 74.00 -5.94 57.12 27.50 6.78 33.34 10.00 106 37 PEAK	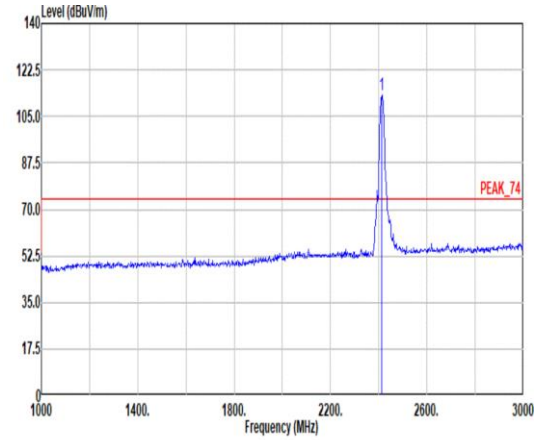 Site : 03CH11-HY Condition: PEAK_74 3m 9120D_01620_230817 HORIZONTAL : RBW:1000.000kHz VBW:3000.000kHz SWT:Auto Freq Level Limit Line Margin Read Level Ant Factor Cable Loss Preamp Factor Aux Factor APos TPos Remark MHz dBuV/m dBuV/m dB dBuV dB/m dB dB dB cm deg 1 2412.00 112.86 ------ ------ 101.87 27.50 6.81 33.32 10.00 106 37 PEAK
Avg	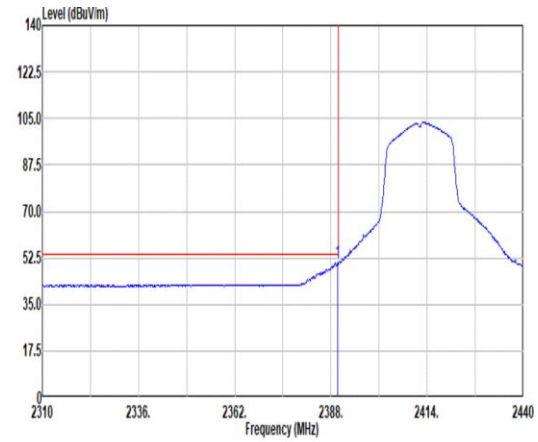 Site : 03CH11-HY Condition: AVG_BE_54 3m 9120D_01620_230817 HORIZONTAL : RBW:1000.000kHz VBW:0.820kHz SWT:Auto Freq Level Limit Line Margin Read Level Ant Factor Cable Loss Preamp Factor Aux Factor APos TPos Remark MHz dBuV/m dBuV/m dB dBuV dB/m dB dB dB cm deg 1 2389.82 50.87 54.00 -3.13 39.93 27.50 6.78 33.34 10.00 106 37 AVERAGE	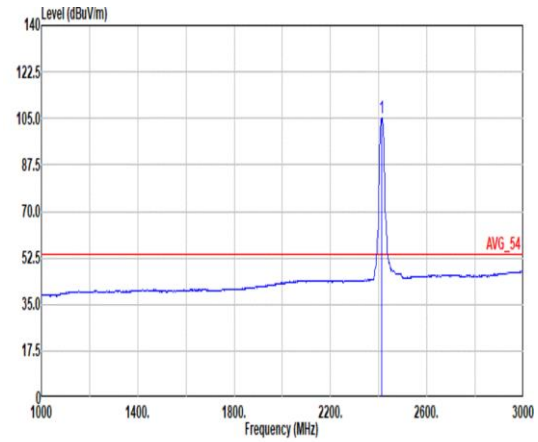 Site : 03CH11-HY Condition: AVG_54 3m 9120D_01620_230817 HORIZONTAL : RBW:1000.000kHz VBW:0.820kHz SWT:Auto Freq Level Limit Line Margin Read Level Ant Factor Cable Loss Preamp Factor Aux Factor APos TPos Remark MHz dBuV/m dBuV/m dB dBuV dB/m dB dB dB cm deg 1 2412.00 104.89 ------ ------ 93.90 27.50 6.81 33.32 10.00 106 37 AVERAGE

Mode	18	
	Band Edge	
	2400-2483.5_802.11n HT20_CH01_2412MHz	
ANT	1	
Pol.	Vertical	Fundamental
Peak	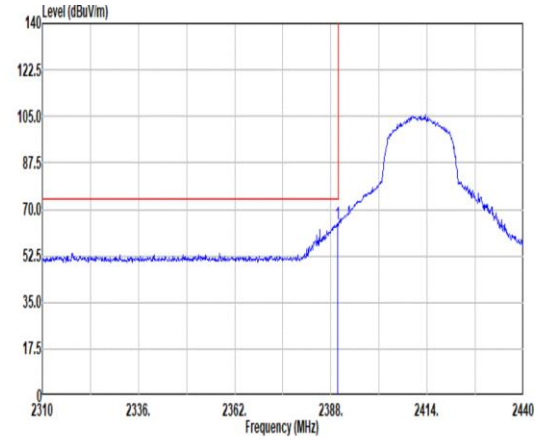 Site : 03CH11-HY Condition: PEAK_BE_74 3m 9120D_01620_230817 VERTICAL : RBW:1000.000kHz VBW:3000.000kHz SWT:Auto Freq Level Limit Line Margin Read Level Ant Factor Cable Loss Preamp Factor Aux Factor APos TPos Remark MHz dBuV/m dBuV/m dB dBuV dB/m dB dB dB cm deg 1 2389.82 64.44 74.00 -9.56 53.50 27.50 6.78 33.34 10.00 400 111 PEAK	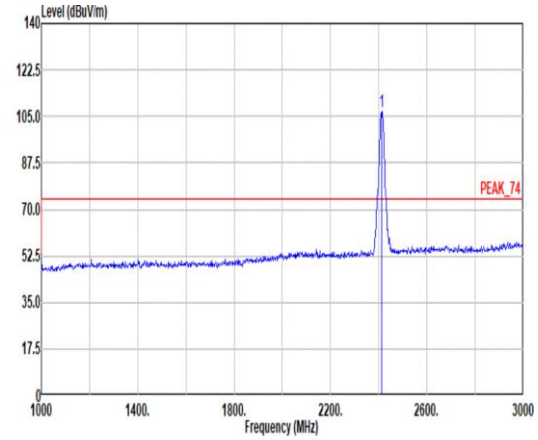 Site : 03CH11-HY Condition: PEAK_74 3m 9120D_01620_230817 VERTICAL : RBW:1000.000kHz VBW:3000.000kHz SWT:Auto Freq Level Limit Line Margin Read Level Ant Factor Cable Loss Preamp Factor Aux Factor APos TPos Remark MHz dBuV/m dBuV/m dB dBuV dB/m dB dB dB cm deg 1 2412.00 106.64 ------ ------ 95.65 27.50 6.81 33.32 10.00 400 111 PEAK
Avg	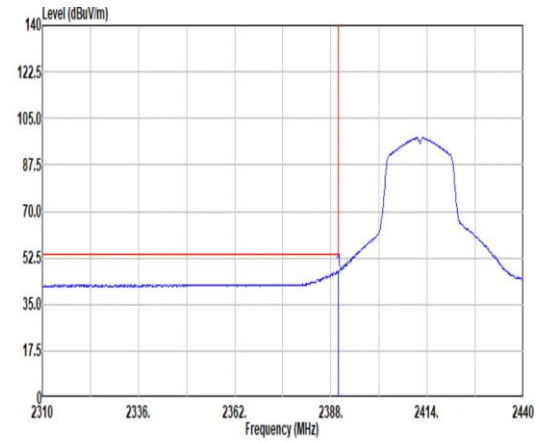 Site : 03CH11-HY Condition: AVG_BE_54 3m 9120D_01620_230817 VERTICAL : RBW:1000.000kHz VBW:0.820kHz SWT:Auto Freq Level Limit Line Margin Read Level Ant Factor Cable Loss Preamp Factor Aux Factor APos TPos Remark MHz dBuV/m dBuV/m dB dBuV dB/m dB dB dB cm deg 1 2389.95 47.41 54.00 -6.59 36.47 27.50 6.78 33.34 10.00 400 111 AVERAGE	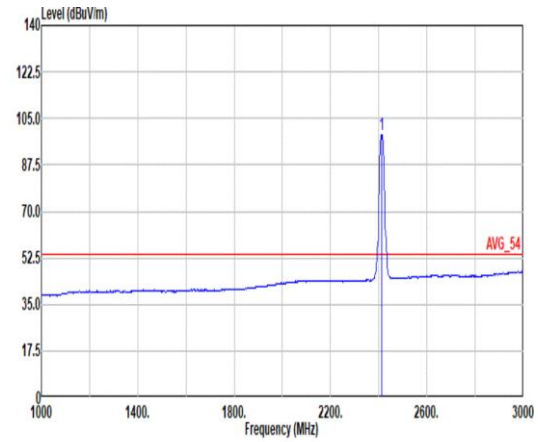 Site : 03CH11-HY Condition: AVG_54 3m 9120D_01620_230817 VERTICAL : RBW:1000.000kHz VBW:0.820kHz SWT:Auto Freq Level Limit Line Margin Read Level Ant Factor Cable Loss Preamp Factor Aux Factor APos TPos Remark MHz dBuV/m dBuV/m dB dBuV dB/m dB dB dB cm deg 1 2412.00 99.05 ------ ------ 88.06 27.50 6.81 33.32 10.00 400 111 AVERAGE

Mode	18	
	Harmonic	
	2400-2483.5_802.11n HT20_CH01_2412MHz	
ANT	1	
Pol.	Horizontal	Vertical
Peak Avg	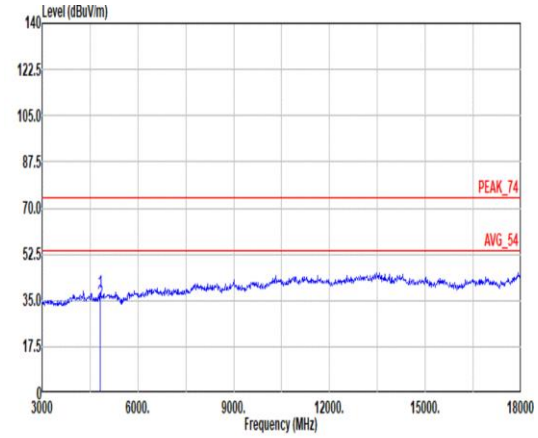 Site : 03CH11-HY Condition: PEAK_74 3m 9120D_01620_230817 HORIZONTAL Freq Level Limit Line Margin Read Level Ant Factor Cable Loss Preamp Factor Aux Factor APos TPos Remark MHz dBuV/m dBuV/m dB dBuV dB/m dB dB dB cm deg 1 4824.00 37.97 74.00 -36.03 51.85 32.54 11.36 58.54 0.76 100 236 Peak 2 4824.00 34.13 54.00 -19.87 48.01 32.54 11.36 58.54 0.76 100 236 Average	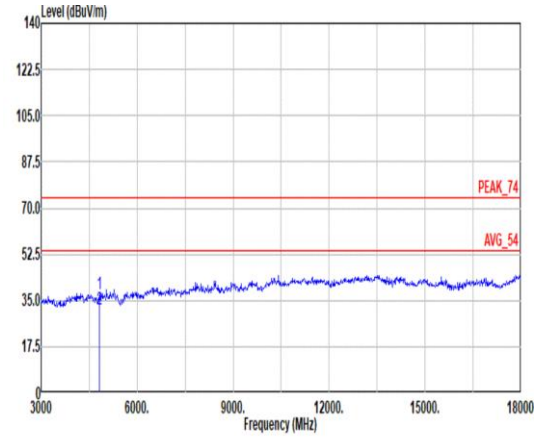 Site : 03CH11-HY Condition: PEAK_74 3m 9120D_01620_230817 VERTICAL Freq Level Limit Line Margin Read Level Ant Factor Cable Loss Preamp Factor Aux Factor APos TPos Remark MHz dBuV/m dBuV/m dB dBuV dB/m dB dB dB cm deg 1 4824.00 37.32 74.00 -36.68 51.20 32.54 11.36 58.54 0.76 350 245 Peak 2 4824.00 31.82 54.00 -22.18 45.70 32.54 11.36 58.54 0.76 350 245 Average

Mode	18	
	Harmonic	
	2400-2483.5_802.11n HT20_CH01_2412MHz	
ANT	1	
Pol.	Horizontal	Vertical
14.47G ~14.5G Avg	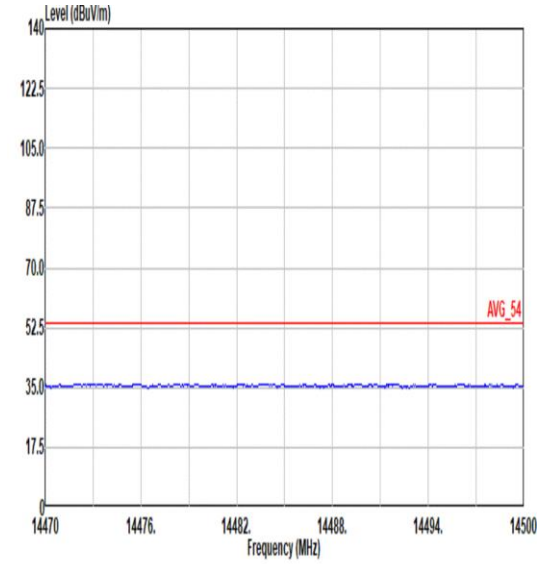 Site : 03CH11-HY Condition: AVG_54 3m 9120D_01620_230817 HORIZONTAL	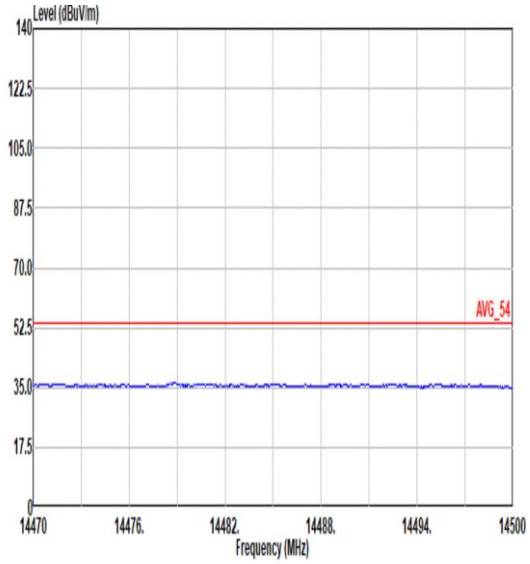 Site : 03CH11-HY Condition: AVG_54 3m 9120D_01620_230817 VERTICAL
17.7G ~18G Avg	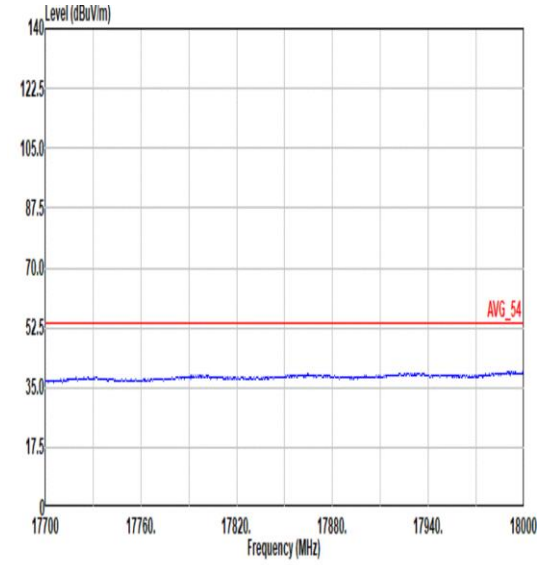 Site : 03CH11-HY Condition: AVG_54 3m 9120D_01620_230817 HORIZONTAL	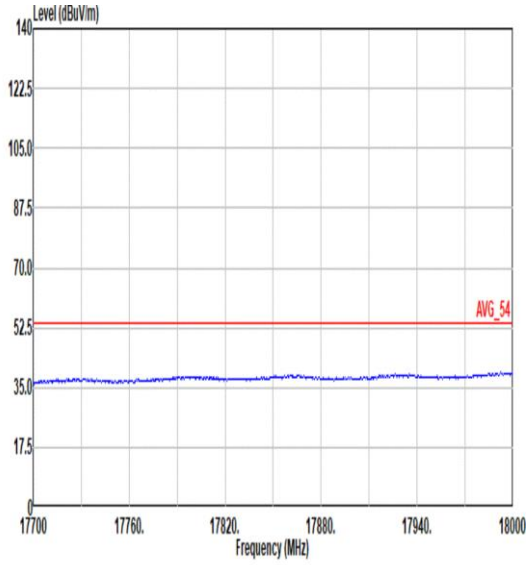 Site : 03CH11-HY Condition: AVG_54 3m 9120D_01620_230817 VERTICAL

Mode	19	
	Band Edge - L	
	2400-2483.5_802.11n HT20_CH06_2437MHz	
ANT	1	
Pol.	Horizontal	Fundamental
Peak	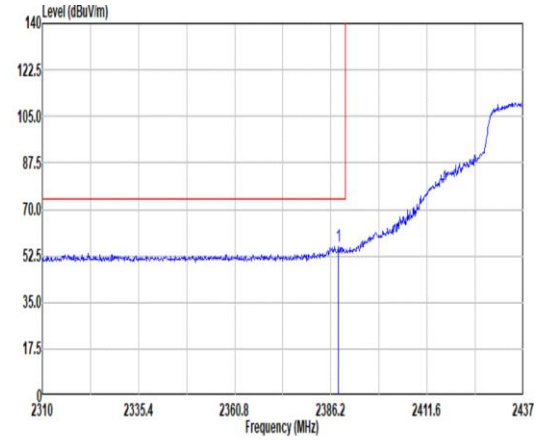 Site : 03CH11-HY Condition: PEAK_BE_74 3m 9120D_01620_230817 HORIZONTAL : RBW:1000.000kHz VBW:3000.000kHz SWT:Auto Limit Read Ant Cable Preamp Aux APos TPos Freq Level Line Margin Level Factor Loss Factor Factor Remark MHz dBuV/m dBuV/m dB dBuV dB/m dB dB dB cm deg 1 2388.11 55.91 74.00 -18.09 44.99 27.48 6.78 33.34 10.00 100 26 PEAK	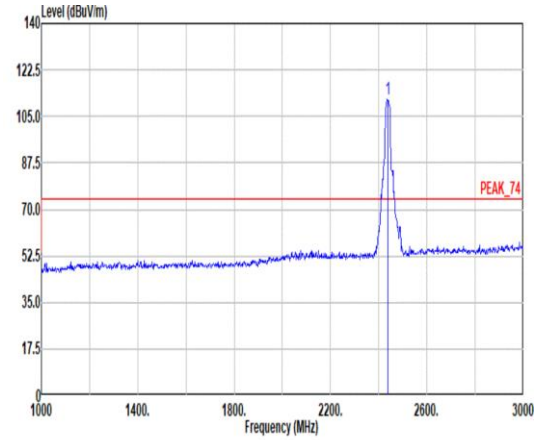 Site : 03CH11-HY Condition: PEAK_74 3m 9120D_01620_230817 HORIZONTAL : RBW:1000.000kHz VBW:3000.000kHz SWT:Auto Limit Read Ant Cable Preamp Aux APos TPos Freq Level Line Margin Level Factor Loss Factor Factor Remark MHz dBuV/m dBuV/m dB dBuV dB/m dB dB dB cm deg 1 2437.00 111.64 ------ ------ 100.51 27.60 6.84 33.31 10.00 100 26 PEAK
Avg	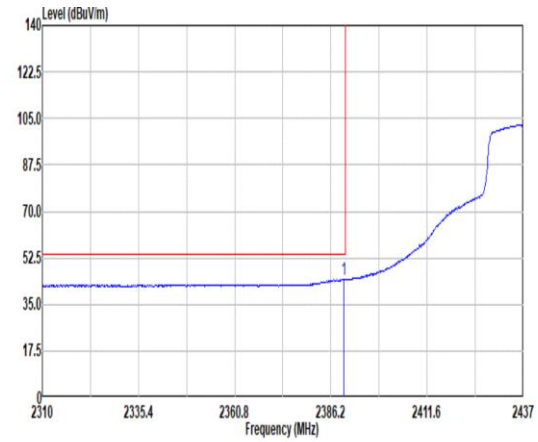 Site : 03CH11-HY Condition: AVG_BE_54 3m 9120D_01620_230817 HORIZONTAL : RBW:1000.000kHz VBW:0.820kHz SWT:Auto Limit Read Ant Cable Preamp Aux APos TPos Freq Level Line Margin Level Factor Loss Factor Factor Remark MHz dBuV/m dBuV/m dB dBuV dB/m dB dB dB cm deg 1 2389.63 44.24 54.00 -9.76 33.30 27.50 6.78 33.34 10.00 100 26 AVERAGE	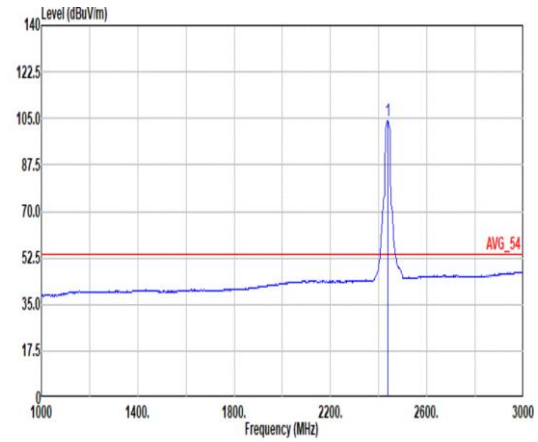 Site : 03CH11-HY Condition: AVG_54 3m 9120D_01620_230817 HORIZONTAL : RBW:1000.000kHz VBW:0.820kHz SWT:Auto Limit Read Ant Cable Preamp Aux APos TPos Freq Level Line Margin Level Factor Loss Factor Factor Remark MHz dBuV/m dBuV/m dB dBuV dB/m dB dB dB cm deg 1 2437.00 104.05 ------ ------ 92.92 27.60 6.84 33.31 10.00 100 26 AVERAGE

Mode	19	
	Band Edge - R	
	2400-2483.5_802.11n HT20_CH06_2437MHz	
ANT	1	
Pol.	Horizontal	Fundamental
Peak	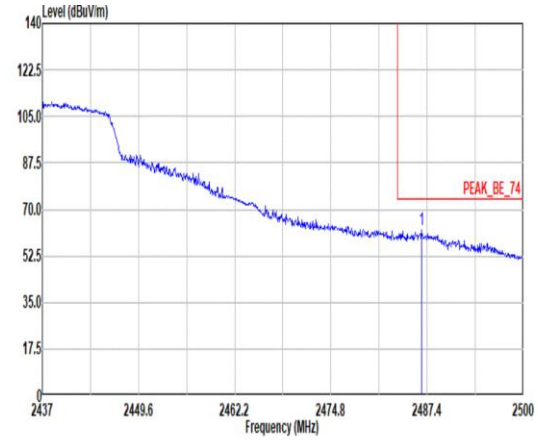 Site : 03CH11-HY Condition: PEAK_BE_74 3m 9120D_01620_230817 HORIZONTAL : RBW:1000.000kHz VBW:3000.000kHz SWT:Auto Freq Level Limit Line Margin Read Level Ant Factor Cable Loss Preamp Factor Aux Factor APos TPos Remark MHz dBuV/m dBuV/m dB dBuV dB/m dB dB dB cm deg 1 2486.71 62.15 74.00 -11.85 50.81 27.70 6.92 33.28 10.00 100 26 PEAK	Blank
Avg	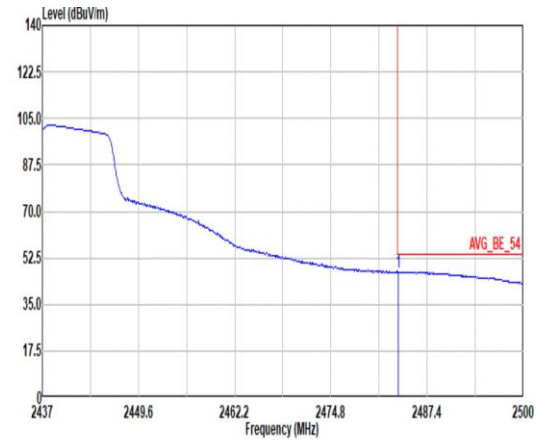 Site : 03CH11-HY Condition: AVG_BE_54 3m 9120D_01620_230817 HORIZONTAL : RBW:1000.000kHz VBW:0.820kHz SWT:Auto Freq Level Limit Line Margin Read Level Ant Factor Cable Loss Preamp Factor Aux Factor APos TPos Remark MHz dBuV/m dBuV/m dB dBuV dB/m dB dB dB cm deg 1 2483.62 47.26 54.00 -6.74 35.93 27.70 6.91 33.28 10.00 100 26 AVERAGE	Blank

Mode	19	
	Band Edge - L	
	2400-2483.5_802.11n HT20_CH06_2437MHz	
ANT	1	
Pol.	Vertical	Fundamental
Peak	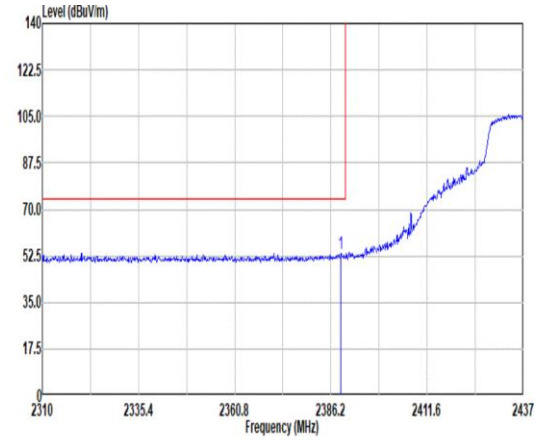 Site : 03CH11-HY Condition: PEAK_BE_74 3m 9120D_01620_230817 VERTICAL : RBW:1000.000kHz VBW:3000.000kHz SWT:Auto Limit Read Ant Cable Preamp Aux APos TPos Freq Level Line Margin Level Factor Loss Factor Factor Remark MHz dBuV/m dBuV/m dB dBuV dB/m dB dB dB cm deg 1 2388.87 53.60 74.00 -20.40 42.67 27.49 6.78 33.34 10.00 348 246 PEAK	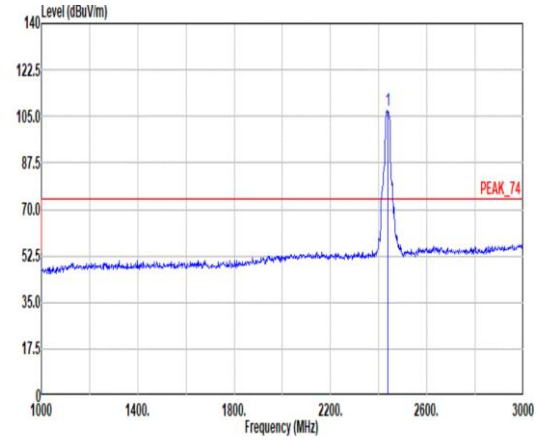 Site : 03CH11-HY Condition: PEAK_74 3m 9120D_01620_230817 VERTICAL : RBW:1000.000kHz VBW:3000.000kHz SWT:Auto Limit Read Ant Cable Preamp Aux APos TPos Freq Level Line Margin Level Factor Loss Factor Factor Remark MHz dBuV/m dBuV/m dB dBuV dB/m dB dB dB cm deg 1 2437.00 107.10 ------ ------ 95.97 27.60 6.84 33.31 10.00 348 246 PEAK
Avg	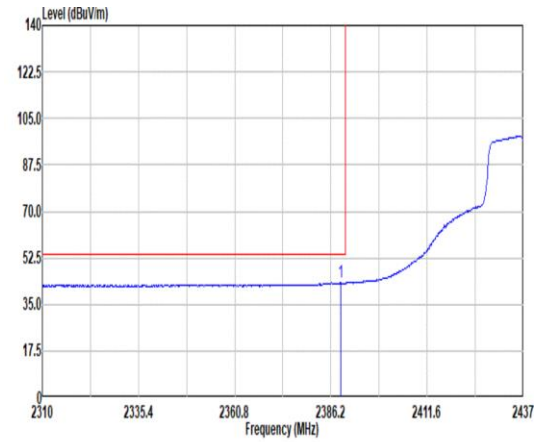 Site : 03CH11-HY Condition: AVG_BE_54 3m 9120D_01620_230817 VERTICAL : RBW:1000.000kHz VBW:0.820kHz SWT:Auto Limit Read Ant Cable Preamp Aux APos TPos Freq Level Line Margin Level Factor Loss Factor Factor Remark MHz dBuV/m dBuV/m dB dBuV dB/m dB dB dB cm deg 1 2388.87 43.13 54.00 -10.87 32.20 27.49 6.78 33.34 10.00 348 246 AVERAGE	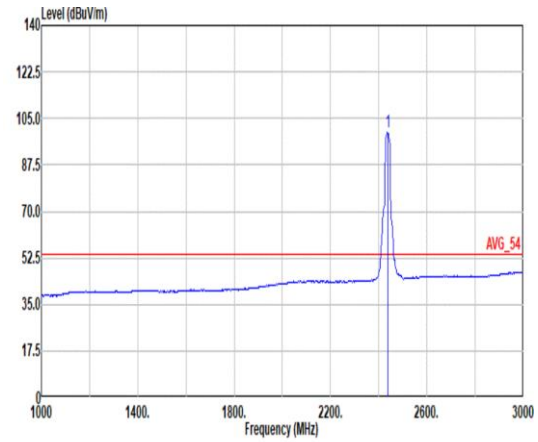 Site : 03CH11-HY Condition: AVG_54 3m 9120D_01620_230817 VERTICAL : RBW:1000.000kHz VBW:0.820kHz SWT:Auto Limit Read Ant Cable Preamp Aux APos TPos Freq Level Line Margin Level Factor Loss Factor Factor Remark MHz dBuV/m dBuV/m dB dBuV dB/m dB dB dB cm deg 1 2437.00 99.72 ------ ------ 88.59 27.60 6.84 33.31 10.00 348 246 AVERAGE

Mode	19	
	Band Edge - R	
	2400-2483.5_802.11n HT20_CH06_2437MHz	
ANT	1	
Pol.	Vertical	Fundamental
Peak	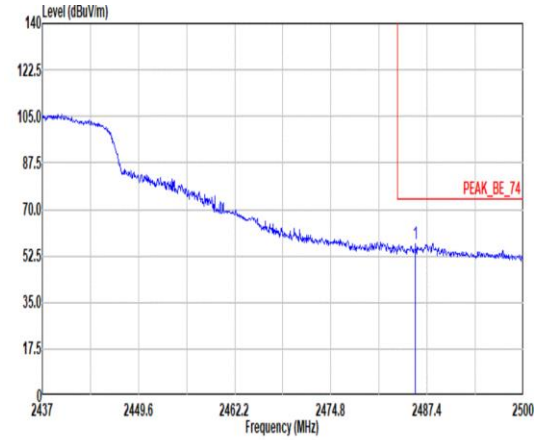 Site : 03CH11-HY Condition: PEAK_BE_74 3m 9120D_01620_230817 VERTICAL : RBW:1000.000kHz VBW:3000.000kHz SWT:Auto Freq Level Limit Line Margin Read Level Ant Factor Cable Loss Preamp Factor Aux Factor APos TPos Remark MHz dBuV/m dBuV/m dB dBuV dB/m dB dB dB cm deg 1 2485.89 57.26 74.00 -16.74 45.93 27.70 6.91 33.28 10.00 348 246 PEAK	Blank
Avg	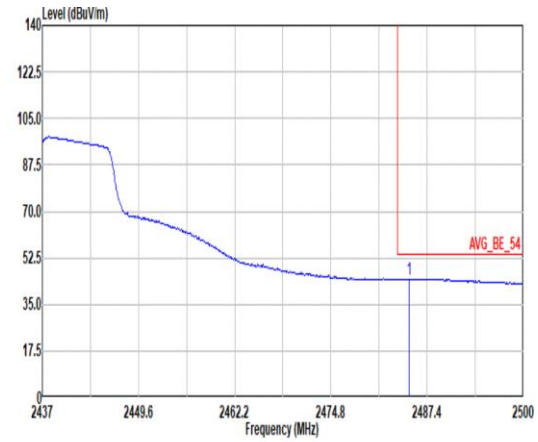 Site : 03CH11-HY Condition: AVG_BE_54 3m 9120D_01620_230817 VERTICAL : RBW:1000.000kHz VBW:0.820kHz SWT:Auto Freq Level Limit Line Margin Read Level Ant Factor Cable Loss Preamp Factor Aux Factor APos TPos Remark MHz dBuV/m dBuV/m dB dBuV dB/m dB dB dB cm deg 1 2485.07 44.64 54.00 -9.36 33.31 27.70 6.91 33.28 10.00 348 246 AVERAGE	Blank

Mode	19	
	Harmonic	
	2400-2483.5_802.11n HT20_CH06_2437MHz	
ANT	1	
Pol.	Horizontal	Vertical
Peak Avg	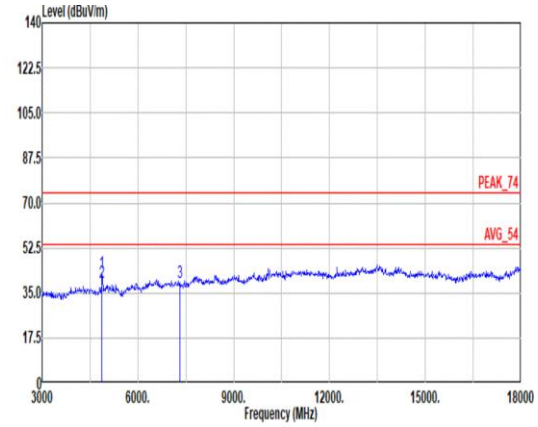 Site : 03CH11-HY Condition: PEAK_74 3m 9120D_01620_230817 HORIZONTAL Freq Level Limit Line Margin Read Level Ant Factor Cable Loss Preamp Factor Aux Factor APos TPos Remark MHz dBuV/m dBuV/m dB dBuV dB/m dB dB dB cm deg 1 4874.00 43.05 74.00 -30.95 56.79 32.70 11.45 58.58 0.69 150 231 Peak 2 4874.00 39.22 54.00 -14.78 52.96 32.70 11.45 58.58 0.69 150 231 Average 3 7311.00 39.23 74.00 -34.77 46.16 36.86 14.58 58.99 0.62 -- -- Peak	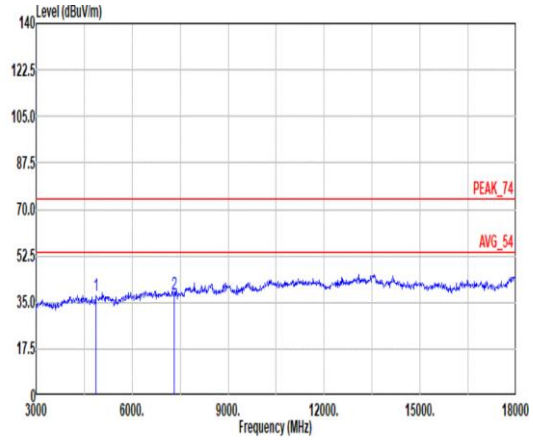 Site : 03CH11-HY Condition: PEAK_74 3m 9120D_01620_230817 VERTICAL Freq Level Limit Line Margin Read Level Ant Factor Cable Loss Preamp Factor Aux Factor APos TPos Remark MHz dBuV/m dBuV/m dB dBuV dB/m dB dB dB cm deg 1 4874.00 37.43 74.00 -36.57 51.17 32.70 11.45 58.58 0.69 -- -- Peak 2 7311.00 37.88 74.00 -36.12 44.81 36.86 14.58 58.99 0.62 -- -- Peak

Mode	19	
	Harmonic	
	2400-2483.5_802.11n HT20_CH06_2437MHz	
ANT	1	
Pol.	Horizontal	Vertical
14.47G ~14.5G Avg	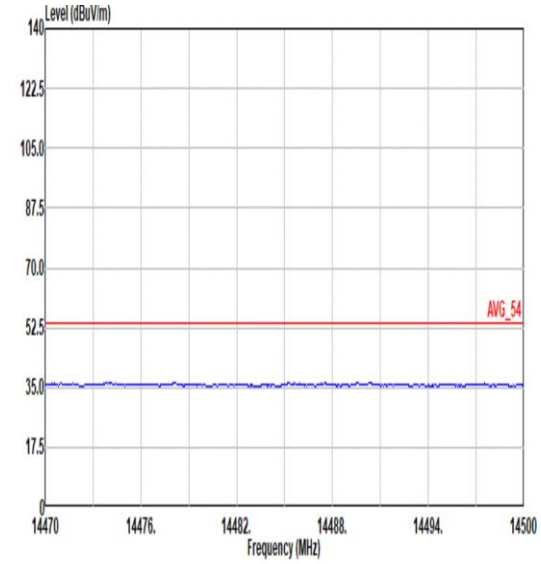 Site : 03CH11-HY Condition: AVG_54 3m 9120D_01620_230817 HORIZONTAL	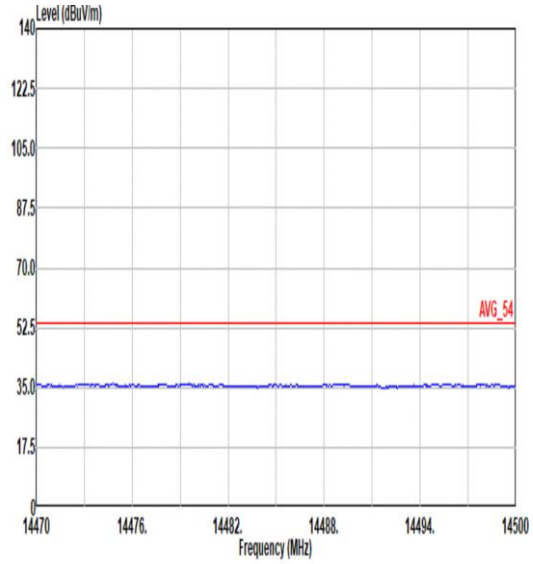 Site : 03CH11-HY Condition: AVG_54 3m 9120D_01620_230817 VERTICAL
17.7G ~18G Avg	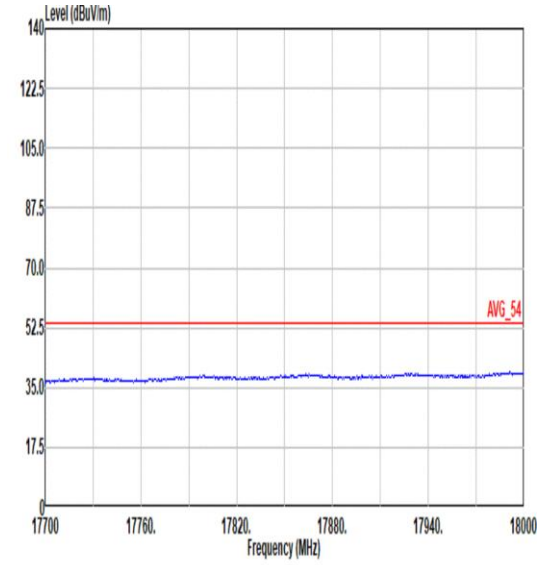 Site : 03CH11-HY Condition: AVG_54 3m 9120D_01620_230817 HORIZONTAL	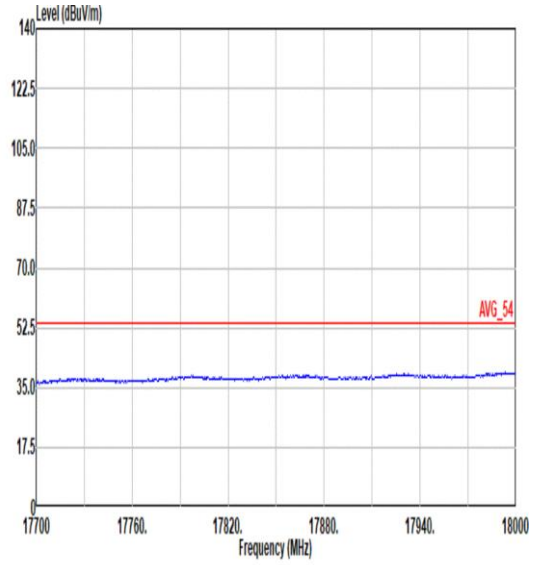 Site : 03CH11-HY Condition: AVG_54 3m 9120D_01620_230817 VERTICAL

Mode	20	
	Band Edge	
	2400-2483.5_802.11n HT20_CH11_2462MHz	
ANT	1	
Pol.	Horizontal	Fundamental
Peak	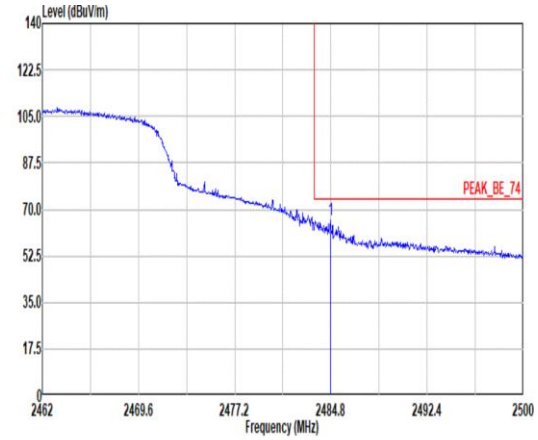 Site : 03CH11-HY Condition: PEAK_BE_74 3m 9120D_01620_230817 HORIZONTAL : RBW:1000.000kHz VBW:3000.000kHz SWT:Auto Freq Level Limit Line Margin Read Level Ant Factor Cable Loss Preamp Factor Aux Factor APos TPos Remark MHz dBuV/m dBuV/m dB dBuV dB/m dB dB dB cm deg 1 2484.76 66.16 74.00 -7.84 54.83 27.70 6.91 33.28 10.00 128 34 PEAK	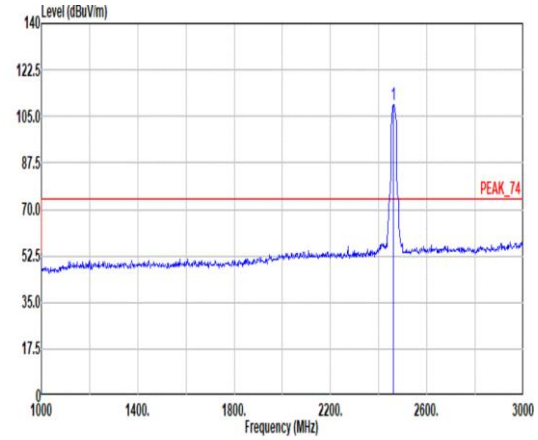 Site : 03CH11-HY Condition: PEAK_74 3m 9120D_01620_230817 HORIZONTAL : RBW:1000.000kHz VBW:3000.000kHz SWT:Auto Freq Level Limit Line Margin Read Level Ant Factor Cable Loss Preamp Factor Aux Factor APos TPos Remark MHz dBuV/m dBuV/m dB dBuV dB/m dB dB dB cm deg 1 2462.00 109.23 ------ ------ 98.14 27.50 6.88 33.29 10.00 128 34 PEAK
Avg	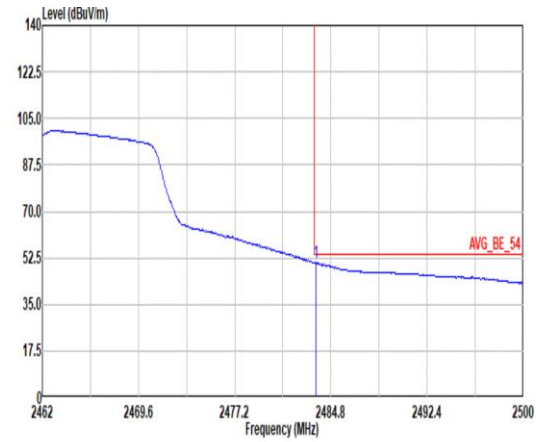 Site : 03CH11-HY Condition: AVG_BE_54 3m 9120D_01620_230817 HORIZONTAL : RBW:1000.000kHz VBW:0.820kHz SWT:Auto Freq Level Limit Line Margin Read Level Ant Factor Cable Loss Preamp Factor Aux Factor APos TPos Remark MHz dBuV/m dBuV/m dB dBuV dB/m dB dB dB cm deg 1 2483.62 50.85 54.00 -3.15 39.52 27.70 6.91 33.28 10.00 128 34 AVERAGE	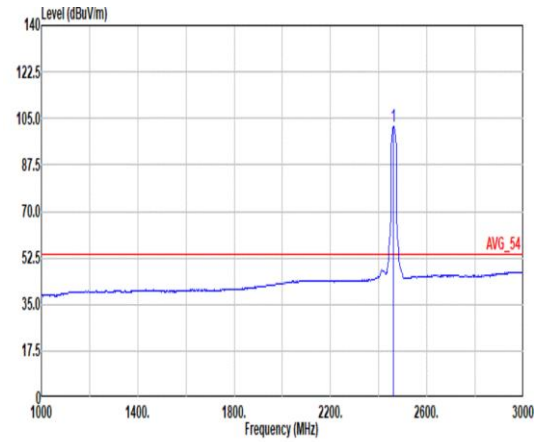 Site : 03CH11-HY Condition: AVG_54 3m 9120D_01620_230817 HORIZONTAL : RBW:1000.000kHz VBW:0.820kHz SWT:Auto Freq Level Limit Line Margin Read Level Ant Factor Cable Loss Preamp Factor Aux Factor APos TPos Remark MHz dBuV/m dBuV/m dB dBuV dB/m dB dB dB cm deg 1 2462.00 101.89 ------ ------ 90.80 27.50 6.88 33.29 10.00 128 34 AVERAGE

Mode	20	
	Band Edge	
	2400-2483.5_802.11n HT20_CH11_2462MHz	
ANT	1	
Pol.	Vertical	Fundamental
Peak	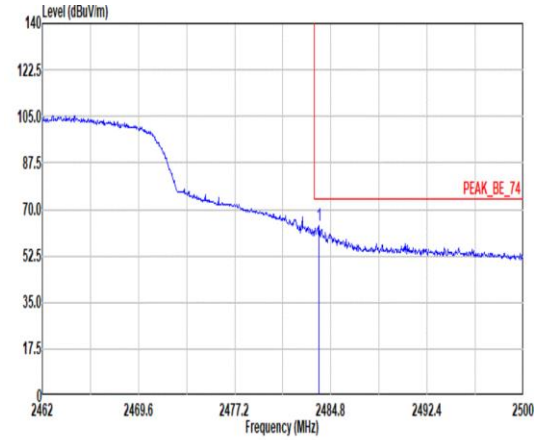 Site : 03CH11-HY Condition: PEAK_BE_74 3m 9120D_01620_230817 VERTICAL : RBW:1000.000kHz VBW:3000.000kHz SWT:Auto Freq Level Limit Line Margin Read Level Ant Factor Cable Loss Preamp Factor Aux Factor APos TPos Remark MHz dBuV/m dBuV/m dB dBuV dB/m dB dB dB cm deg 1 2483.85 63.91 74.00 -10.09 52.58 27.70 6.91 33.28 10.00 373 252 PEAK	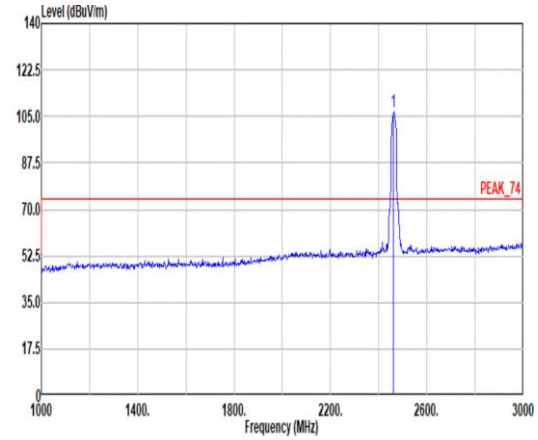 Site : 03CH11-HY Condition: PEAK_74 3m 9120D_01620_230817 VERTICAL : RBW:1000.000kHz VBW:3000.000kHz SWT:Auto Freq Level Limit Line Margin Read Level Ant Factor Cable Loss Preamp Factor Aux Factor APos TPos Remark MHz dBuV/m dBuV/m dB dBuV dB/m dB dB dB cm deg 1 2462.00 106.50 ------ ------ 95.37 27.54 6.88 33.29 10.00 373 252 PEAK
Avg	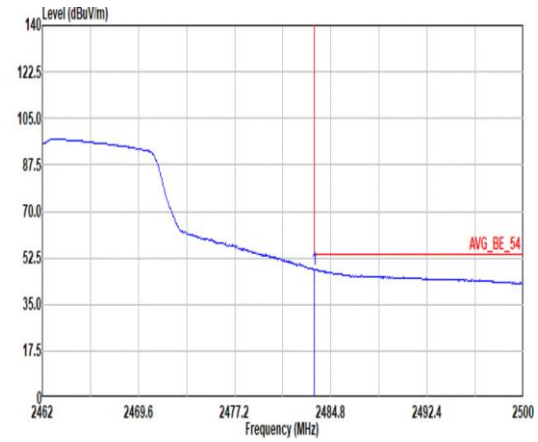 Site : 03CH11-HY Condition: AVG_BE_54 3m 9120D_01620_230817 VERTICAL : RBW:1000.000kHz VBW:0.820kHz SWT:Auto Freq Level Limit Line Margin Read Level Ant Factor Cable Loss Preamp Factor Aux Factor APos TPos Remark MHz dBuV/m dBuV/m dB dBuV dB/m dB dB dB cm deg 1 2483.51 48.24 54.00 -5.76 36.91 27.70 6.91 33.28 10.00 373 252 AVERAGE	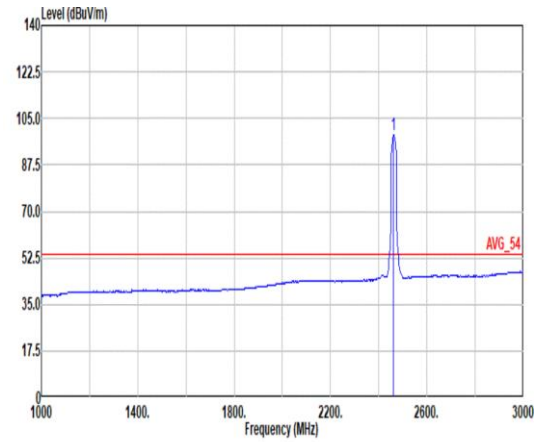 Site : 03CH11-HY Condition: AVG_54 3m 9120D_01620_230817 VERTICAL : RBW:1000.000kHz VBW:0.820kHz SWT:Auto Freq Level Limit Line Margin Read Level Ant Factor Cable Loss Preamp Factor Aux Factor APos TPos Remark MHz dBuV/m dBuV/m dB dBuV dB/m dB dB dB cm deg 1 2462.00 98.58 ------ ------ 87.45 27.54 6.88 33.29 10.00 373 252 AVERAGE

Mode	20	
	Harmonic	
	2400-2483.5_802.11n HT20_CH11_2462MHz	
ANT	1	
Pol.	Horizontal	Vertical
Peak Avg	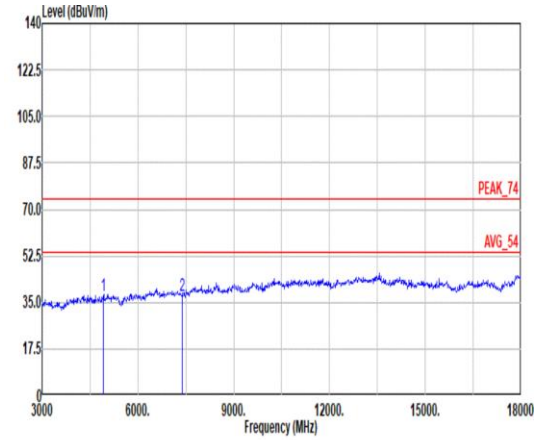 Site : 03CH11-HY Condition: PEAK_74 3m 9120D_01620_230817 HORIZONTAL Freq Level Limit Line Margin Read Level Ant Factor Cable Loss Preamp Factor Aux Factor APos TPos Remark MHz dBuV/m dBuV/m dB dBuV dB/m dB dB dB cm deg 1 4924.00 37.58 74.00 -36.42 51.22 32.84 11.53 58.62 0.61 -- -- Peak 2 7386.00 37.29 74.00 -36.71 44.49 36.48 14.61 58.94 0.65 -- -- Peak	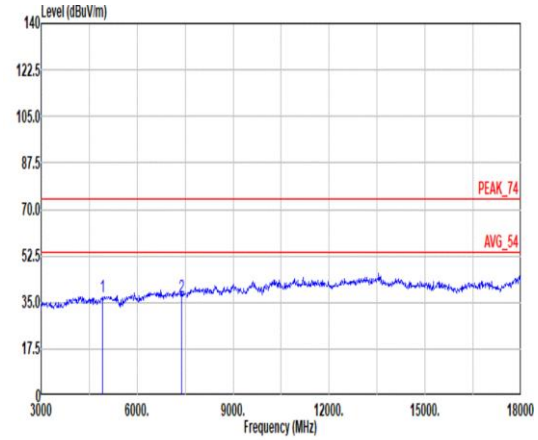 Site : 03CH11-HY Condition: PEAK_74 3m 9120D_01620_230817 VERTICAL Freq Level Limit Line Margin Read Level Ant Factor Cable Loss Preamp Factor Aux Factor APos TPos Remark MHz dBuV/m dBuV/m dB dBuV dB/m dB dB dB cm deg 1 4924.00 36.77 74.00 -37.23 50.41 32.84 11.53 58.62 0.61 -- -- Peak 2 7386.00 37.11 74.00 -36.89 44.31 36.48 14.61 58.94 0.65 -- -- Peak

Mode	20	
	Harmonic	
	2400-2483.5_802.11n HT20_CH11_2462MHz	
ANT	1	
Pol.	Horizontal	Vertical
14.47G ~14.5G Avg	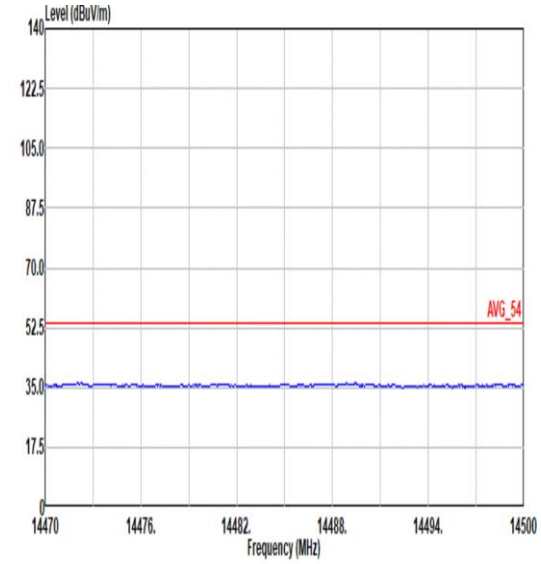 Site : 03CH11-HY Condition: AVG_54 3m 9120D_01620_230817 HORIZONTAL	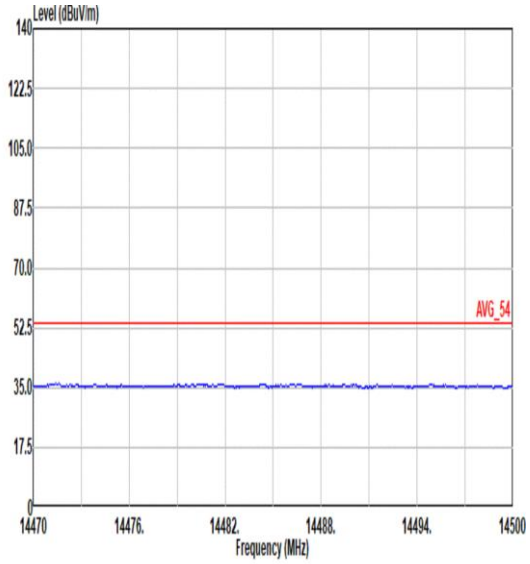 Site : 03CH11-HY Condition: AVG_54 3m 9120D_01620_230817 VERTICAL
17.7G ~18G Avg	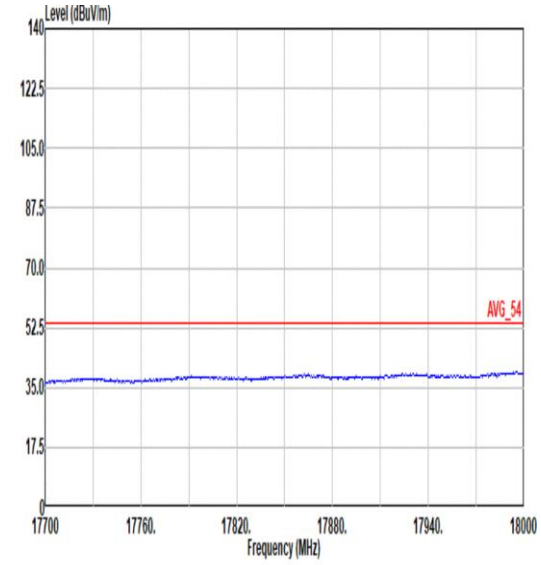 Site : 03CH11-HY Condition: AVG_54 3m 9120D_01620_230817 HORIZONTAL	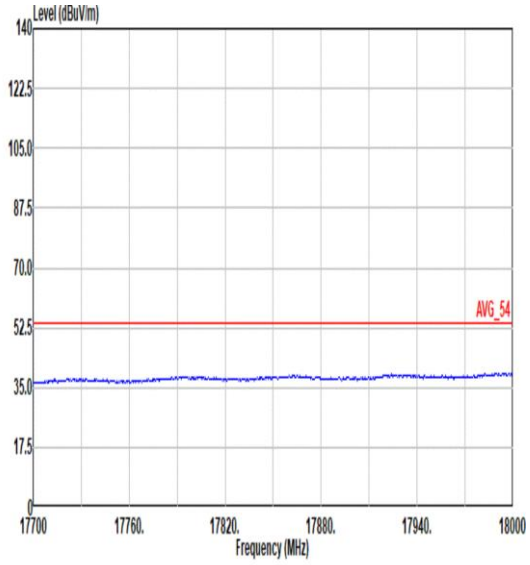 Site : 03CH11-HY Condition: AVG_54 3m 9120D_01620_230817 VERTICAL

Mode	21	
	Band Edge - L	
	2400-2483.5_802.11n HT40_CH03_2422MHz	
ANT	1	
Pol.	Horizontal	Fundamental
Peak	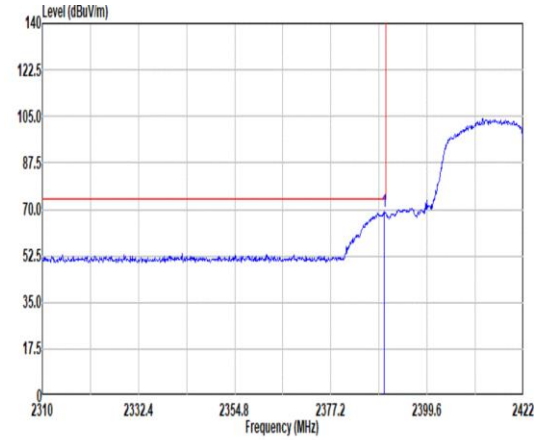 Site : 03CH11-HY Condition: PEAK_BE_74 3m 9120D_01620_230817 HORIZONTAL : RBW:1000.000kHz VBW:3000.000kHz SWT:Auto Freq Level Limit Line Margin Read Level Ant Factor Cable Loss Preamp Factor Aux Factor APos TPos Remark MHz dBuV/m dBuV/m dB dBuV dB/m dB dB dB cm deg 1 2389.63 69.08 74.00 -4.92 58.14 27.50 6.78 33.34 10.00 143 0 PEAK	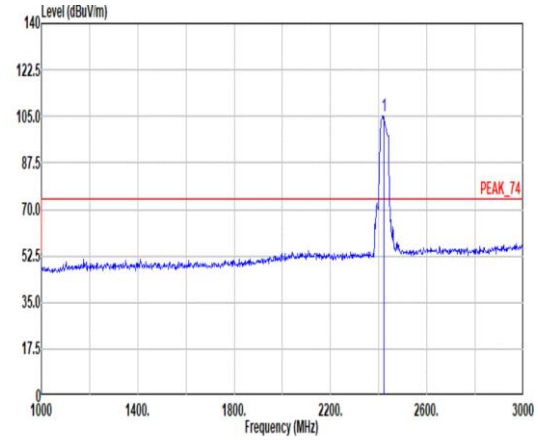 Site : 03CH11-HY Condition: PEAK_74 3m 9120D_01620_230817 HORIZONTAL : RBW:1000.000kHz VBW:3000.000kHz SWT:Auto Freq Level Limit Line Margin Read Level Ant Factor Cable Loss Preamp Factor Aux Factor APos TPos Remark MHz dBuV/m dBuV/m dB dBuV dB/m dB dB dB cm deg 1 2422.00 104.95 ------ ------ 93.95 27.50 6.82 33.32 10.00 143 0 PEAK
Avg	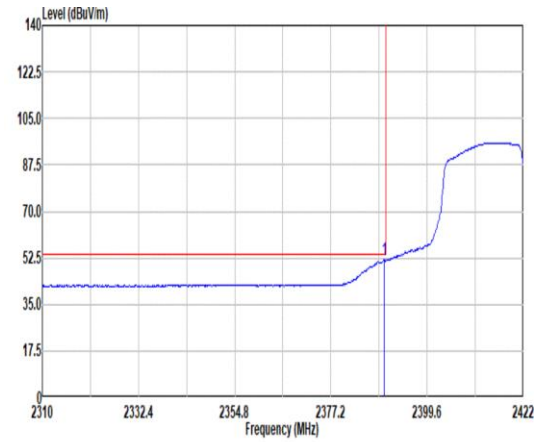 Site : 03CH11-HY Condition: AVG_BE_54 3m 9120D_01620_230817 HORIZONTAL : RBW:1000.000kHz VBW:1.600kHz SWT:Auto Freq Level Limit Line Margin Read Level Ant Factor Cable Loss Preamp Factor Aux Factor APos TPos Remark MHz dBuV/m dBuV/m dB dBuV dB/m dB dB dB cm deg 1 2389.63 51.75 54.00 -2.25 40.81 27.50 6.78 33.34 10.00 143 0 AVERAGE	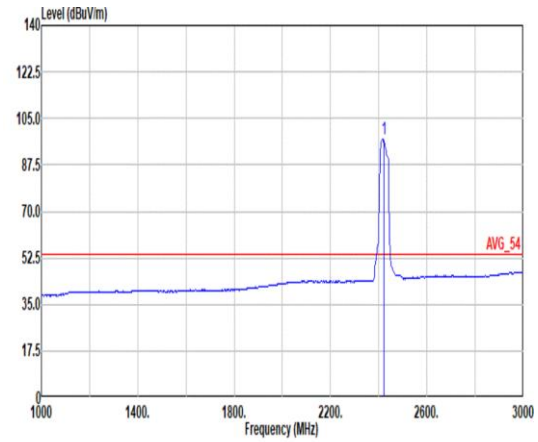 Site : 03CH11-HY Condition: AVG_54 3m 9120D_01620_230817 HORIZONTAL : RBW:1000.000kHz VBW:1.600kHz SWT:Auto Freq Level Limit Line Margin Read Level Ant Factor Cable Loss Preamp Factor Aux Factor APos TPos Remark MHz dBuV/m dBuV/m dB dBuV dB/m dB dB dB cm deg 1 2422.00 97.29 ------ ------ 86.30 27.50 6.81 33.32 10.00 143 0 AVERAGE

Mode	21	
	Band Edge - R	
	2400-2483.5_802.11n HT40_CH03_2422MHz	
ANT	1	
Pol.	Horizontal	Fundamental
Peak	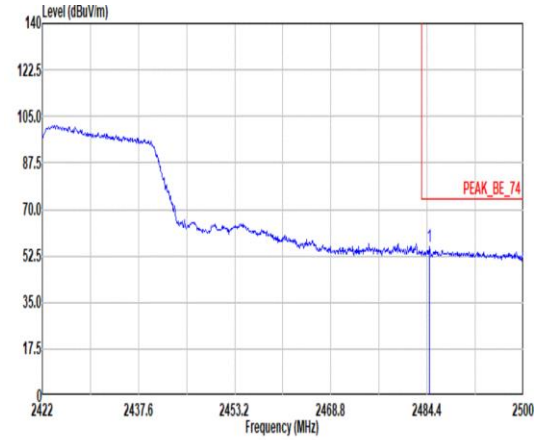 Site : 03CH11-HY Condition: PEAK_BE_74 3m 9120D_01620_230817 HORIZONTAL : RBW:1000.000kHz VBW:3000.000kHz SWT:Auto Limit Read Ant Cable Preamp Aux APos TPos Freq Level Line Margin Level Factor Loss Factor Factor Remark MHz dBuV/m dBuV/m dB dBuV dB/m dB dB dB cm deg 1 2484.79 56.14 74.00 -17.86 44.81 27.70 6.91 33.28 10.00 143 0 PEAK	Blank
Avg	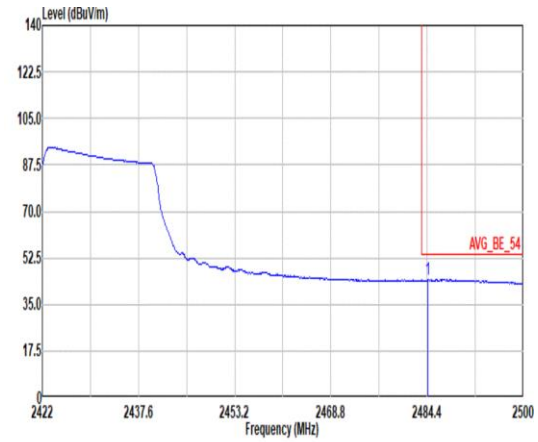 Site : 03CH11-HY Condition: AVG_BE_54 3m 9120D_01620_230817 HORIZONTAL : RBW:1000.000kHz VBW:1.600kHz SWT:Auto Limit Read Ant Cable Preamp Aux APos TPos Freq Level Line Margin Level Factor Loss Factor Factor Remark MHz dBuV/m dBuV/m dB dBuV dB/m dB dB dB cm deg 1 2484.56 44.31 54.00 -9.69 32.98 27.70 6.91 33.28 10.00 143 0 AVERAGE	Blank

Mode	21	
	Band Edge - L	
	2400-2483.5_802.11n HT40_CH03_2422MHz	
ANT	1	
Pol.	Vertical	Fundamental
Peak	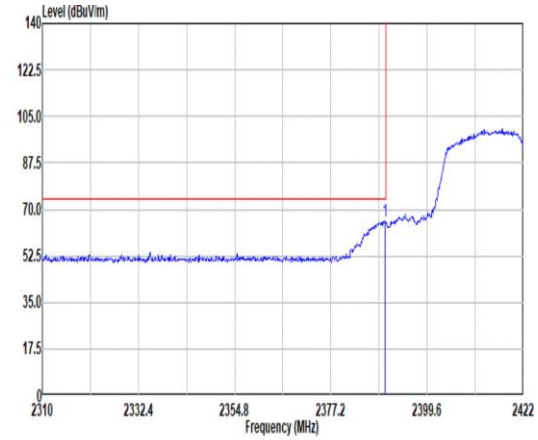 Site : 03CH11-HY Condition: PEAK_BE_74 3m 9120D_01620_230817 VERTICAL : RBW:1000.000kHz VBW:3000.000kHz SWT:Auto Freq Level Limit Line Margin Read Level Ant Factor Cable Loss Preamp Factor Aux Factor APos TPos Remark MHz dBuV/m dBuV/m dB dBuV dB/m dB dB dB cm deg 1 2389.74 65.61 74.00 -8.39 54.67 27.50 6.78 33.34 10.00 400 191 PEAK	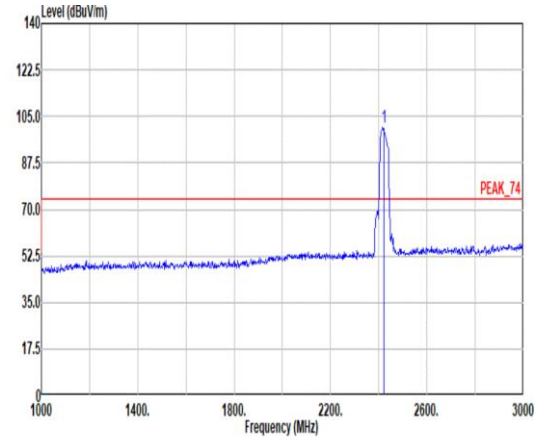 Site : 03CH11-HY Condition: PEAK_74 3m 9120D_01620_230817 VERTICAL : RBW:1000.000kHz VBW:3000.000kHz SWT:Auto Freq Level Limit Line Margin Read Level Ant Factor Cable Loss Preamp Factor Aux Factor APos TPos Remark MHz dBuV/m dBuV/m dB dBuV dB/m dB dB dB cm deg 1 2422.00 100.86 ------ ------ 89.87 27.50 6.81 33.32 10.00 400 191 PEAK
Avg	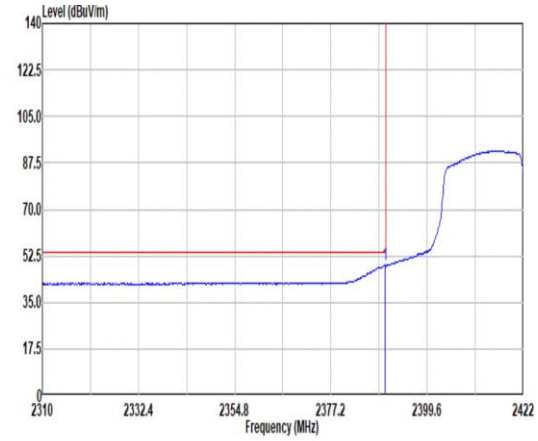 Site : 03CH11-HY Condition: AVG_BE_54 3m 9120D_01620_230817 VERTICAL : RBW:1000.000kHz VBW:1.600kHz SWT:Auto Freq Level Limit Line Margin Read Level Ant Factor Cable Loss Preamp Factor Aux Factor APos TPos Remark MHz dBuV/m dBuV/m dB dBuV dB/m dB dB dB cm deg 1 2389.74 49.04 54.00 -4.96 38.10 27.50 6.78 33.34 10.00 400 191 AVERAGE	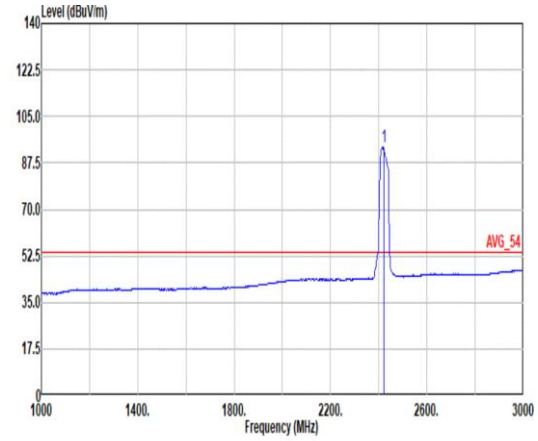 Site : 03CH11-HY Condition: AVG_54 3m 9120D_01620_230817 VERTICAL : RBW:1000.000kHz VBW:1.600kHz SWT:Auto Freq Level Limit Line Margin Read Level Ant Factor Cable Loss Preamp Factor Aux Factor APos TPos Remark MHz dBuV/m dBuV/m dB dBuV dB/m dB dB dB cm deg 1 2422.00 93.45 ------ ------ 82.46 27.50 6.81 33.32 10.00 400 191 AVERAGE

Mode	21	
	Band Edge - R	
	2400-2483.5_802.11n HT40_CH03_2422MHz	
ANT	1	
Pol.	Vertical	Fundamental
Peak	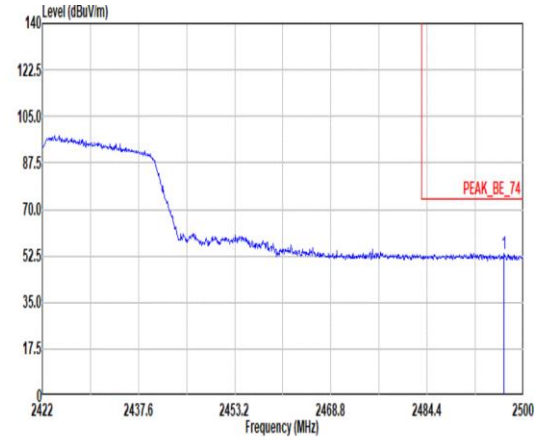 Site : 03CH11-HY Condition: PEAK_BE_74 3m 9120D_01620_230817 VERTICAL : RBW:1000.000kHz VBW:3000.000kHz SWT:Auto Freq Level Limit Line Margin Read Level Ant Factor Cable Loss Preamp Factor Aux Factor APos TPos Remark MHz dBuV/m dBuV/m dB dBuV dB/m dB dB dB cm deg 1 2496.88 53.49 74.00 -20.51 42.13 27.70 6.93 33.27 10.00 400 191 PEAK	Blank
Avg	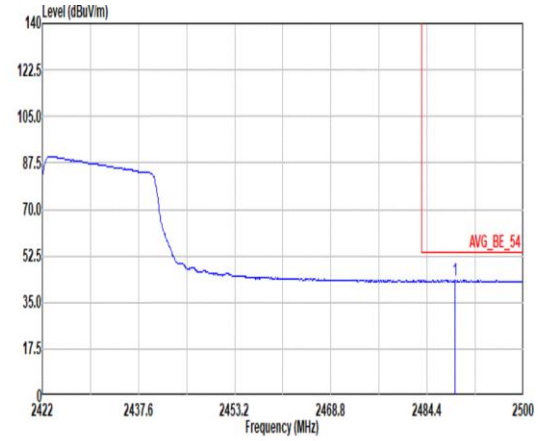 Site : 03CH11-HY Condition: AVG_BE_54 3m 9120D_01620_230817 VERTICAL : RBW:1000.000kHz VBW:1.600kHz SWT:Auto Freq Level Limit Line Margin Read Level Ant Factor Cable Loss Preamp Factor Aux Factor APos TPos Remark MHz dBuV/m dBuV/m dB dBuV dB/m dB dB dB cm deg 1 2488.92 43.33 54.00 -10.67 31.99 27.70 6.92 33.28 10.00 400 191 AVERAGE	Blank

Mode	21	
	Harmonic	
	2400-2483.5_802.11n HT40_CH03_2422MHz	
ANT	1	
Pol.	Horizontal	Vertical
Peak Avg	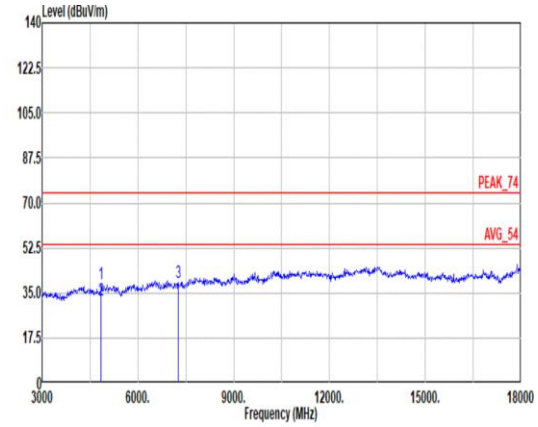 Site : 03CH11-HY Condition: PEAK_74 3m 9120D_01620_230817 HORIZONTAL Freq Level Limit Line Margin Read Level Ant Factor Cable Loss Preamp Factor Aux Factor APos TPos Remark MHz dBuV/m dBuV/m dB dBuV dB/m dB dB dB cm deg 1 4844.00 38.47 74.00 -35.53 52.25 32.66 11.39 58.56 0.73 100 235 Peak 2 4844.00 32.35 54.00 -21.65 46.13 32.66 11.39 58.56 0.73 100 235 Average 3 7266.00 38.89 74.00 -35.11 45.86 36.90 14.55 59.02 0.60 -- -- Peak	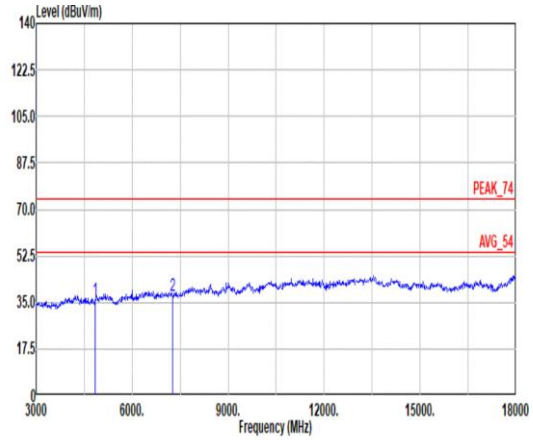 Site : 03CH11-HY Condition: PEAK_74 3m 9120D_01620_230817 VERTICAL Freq Level Limit Line Margin Read Level Ant Factor Cable Loss Preamp Factor Aux Factor APos TPos Remark MHz dBuV/m dBuV/m dB dBuV dB/m dB dB dB cm deg 1 4844.00 35.66 74.00 -38.34 49.44 32.66 11.39 58.56 0.73 -- -- Peak 2 7266.00 37.36 74.00 -36.64 44.33 36.90 14.55 59.02 0.60 -- -- Peak

Mode	21	
	Harmonic	
	2400-2483.5_802.11n HT40_CH03_2422MHz	
ANT	1	
Pol.	Horizontal	Vertical
14.47G ~14.5G Avg	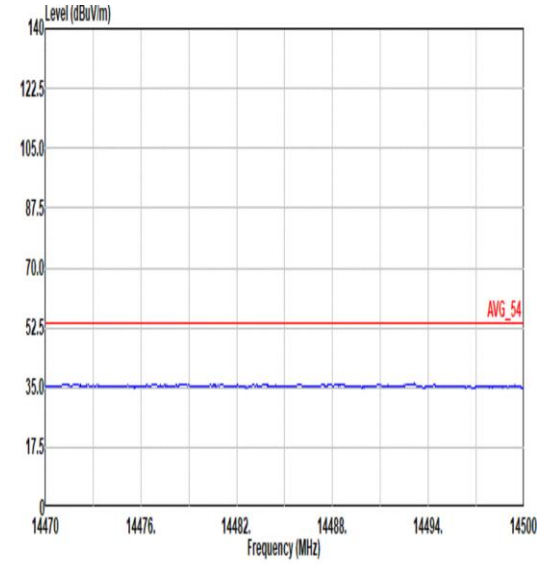 Site : 03CH11-HY Condition: AVG_54 3m 9120D_01620_230817 HORIZONTAL	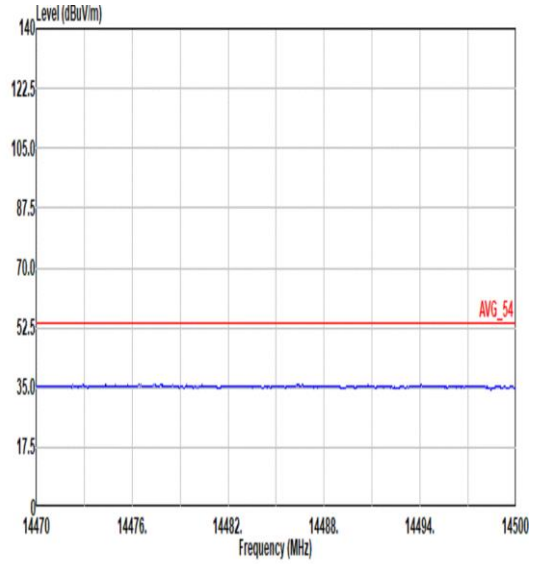 Site : 03CH11-HY Condition: AVG_54 3m 9120D_01620_230817 VERTICAL
17.7G ~18G Avg	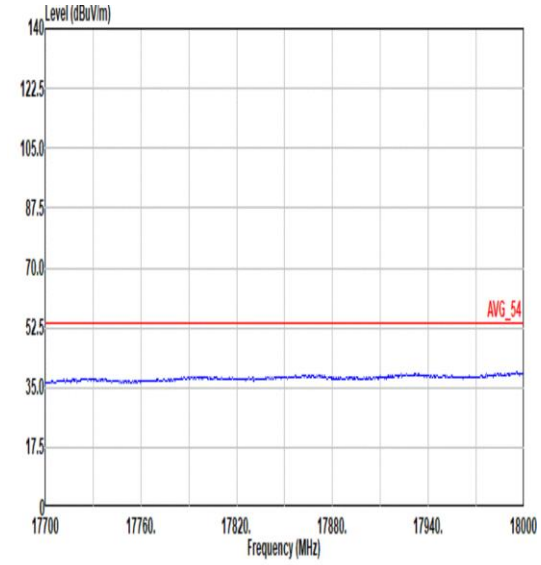 Site : 03CH11-HY Condition: AVG_54 3m 9120D_01620_230817 HORIZONTAL	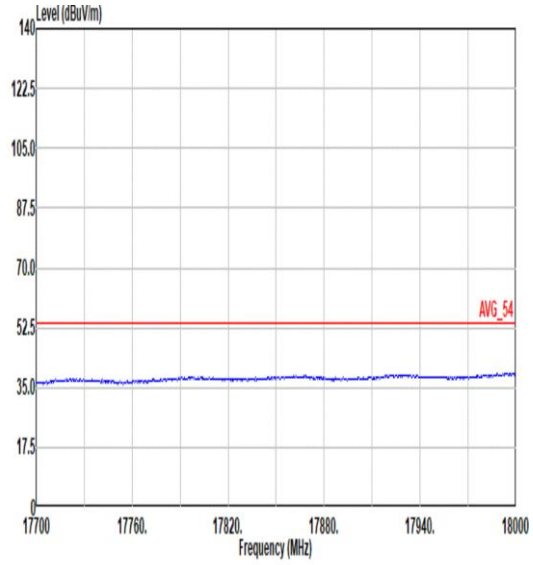 Site : 03CH11-HY Condition: AVG_54 3m 9120D_01620_230817 VERTICAL

Mode	22	
	Band Edge - L	
	2400-2483.5_802.11n HT40_CH06_2437MHz	
ANT	1	
Pol.	Horizontal	Fundamental
Peak	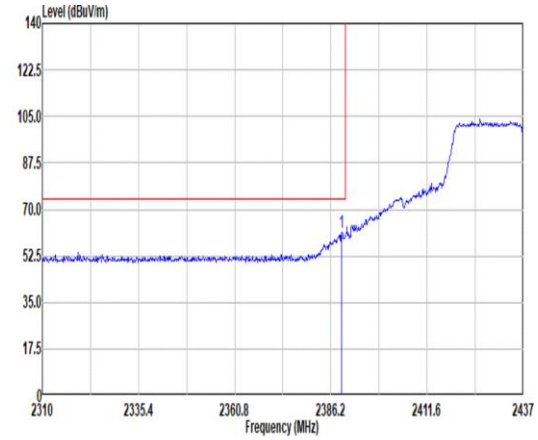 Site : 03CH11-HY Condition: PEAK_BE_74 3m 9120D_01620_230817 HORIZONTAL : RBW:1000.000kHz VBW:3000.000kHz SWT:Auto Freq Level Limit Line Margin Read Level Ant Factor Cable Loss Preamp Factor Aux Factor APos TPos Remark MHz dBuV/m dBuV/m dB dBuV dB/m dB dB dB cm deg 1 2388.99 61.33 74.00 -12.67 50.40 27.49 6.78 33.34 10.00 148 28 PEAK	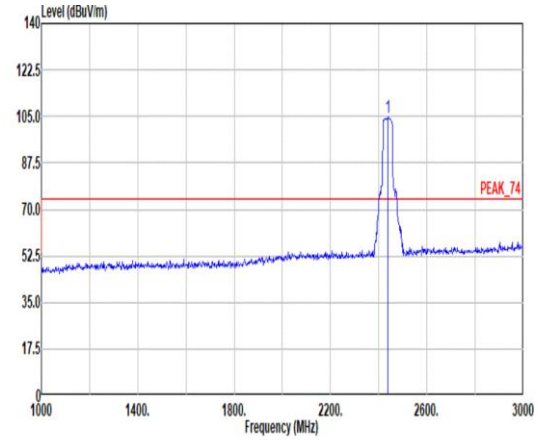 Site : 03CH11-HY Condition: PEAK_74 3m 9120D_01620_230817 HORIZONTAL : RBW:1000.000kHz VBW:3000.000kHz SWT:Auto Freq Level Limit Line Margin Read Level Ant Factor Cable Loss Preamp Factor Aux Factor APos TPos Remark MHz dBuV/m dBuV/m dB dBuV dB/m dB dB dB cm deg 1 2437.00 104.76 ------ ------ 93.64 27.58 6.85 33.31 10.00 148 28 PEAK
Avg	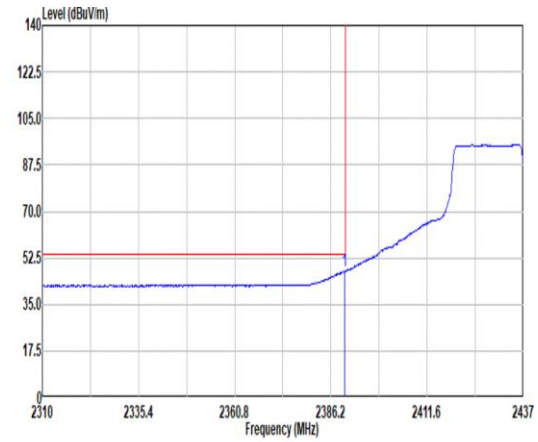 Site : 03CH11-HY Condition: AVG_BE_54 3m 9120D_01620_230817 HORIZONTAL : RBW:1000.000kHz VBW:1.600kHz SWT:Auto Freq Level Limit Line Margin Read Level Ant Factor Cable Loss Preamp Factor Aux Factor APos TPos Remark MHz dBuV/m dBuV/m dB dBuV dB/m dB dB dB cm deg 1 2389.88 47.56 54.00 -6.44 36.62 27.50 6.78 33.34 10.00 148 28 AVERAGE	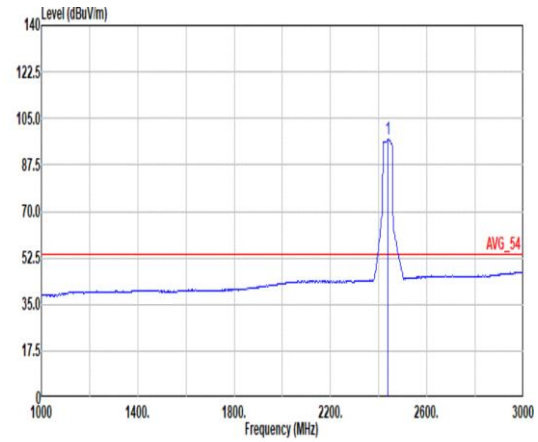 Site : 03CH11-HY Condition: AVG_54 3m 9120D_01620_230817 HORIZONTAL : RBW:1000.000kHz VBW:1.600kHz SWT:Auto Freq Level Limit Line Margin Read Level Ant Factor Cable Loss Preamp Factor Aux Factor APos TPos Remark MHz dBuV/m dBuV/m dB dBuV dB/m dB dB dB cm deg 1 2437.00 97.01 ------ ------ 85.87 27.60 6.85 33.31 10.00 148 28 AVERAGE

Mode	22	
	Band Edge - R	
	2400-2483.5_802.11n HT40_CH06_2437MHz	
ANT	1	
Pol.	Horizontal	Fundamental
Peak	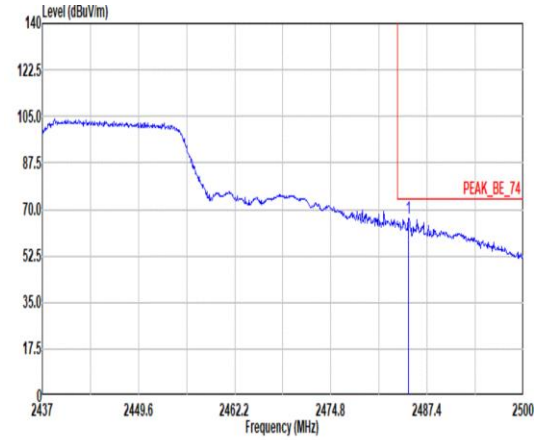 Site : 03CH11-HY Condition: PEAK_BE_74 3m 9120D_01620_230817 HORIZONTAL : RBW:1000.000kHz VBW:3000.000kHz SWT:Auto Freq Level Limit Line Margin Read Level Ant Factor Cable Loss Preamp Factor Aux Factor APos TPos Remark MHz dBuV/m dBuV/m dB dBuV dB/m dB dB dB cm deg 1 2484.94 66.65 74.00 -7.35 55.32 27.70 6.91 33.28 10.00 148 28 PEAK	Blank
Avg	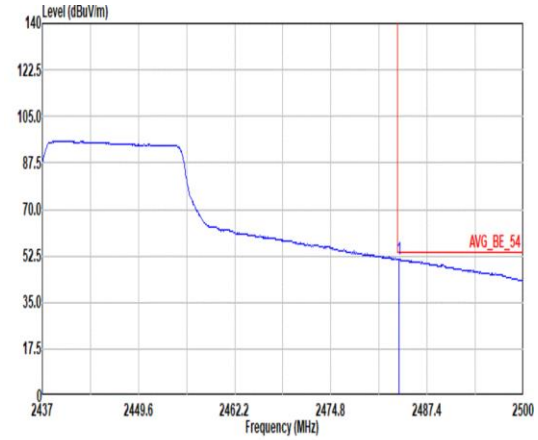 Site : 03CH11-HY Condition: AVG_BE_54 3m 9120D_01620_230817 HORIZONTAL : RBW:1000.000kHz VBW:1.600kHz SWT:Auto Freq Level Limit Line Margin Read Level Ant Factor Cable Loss Preamp Factor Aux Factor APos TPos Remark MHz dBuV/m dBuV/m dB dBuV dB/m dB dB dB cm deg 1 2483.75 51.20 54.00 -2.80 39.87 27.70 6.91 33.28 10.00 148 28 AVERAGE	Blank

Mode	22	
	Band Edge - L	
	2400-2483.5_802.11n HT40_CH06_2437MHz	
ANT	1	
Pol.	Vertical	Fundamental
Peak	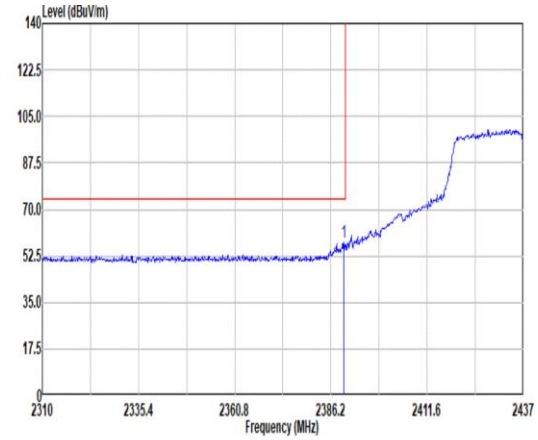 Site : 03CH11-HY Condition: PEAK_BE_74 3m 9120D_01620_230817 VERTICAL : RBW:1000.000kHz VBW:3000.000kHz SWT:Auto Limit Read Ant Cable Preamp Aux APos TPos Freq Level Line Margin Level Factor Loss Factor Factor Remark MHz dBuV/m dBuV/m dB dBuV dB/m dB dB dB cm deg 1 2389.63 57.72 74.00 -16.28 46.78 27.50 6.78 33.34 10.00 387 263 PEAK	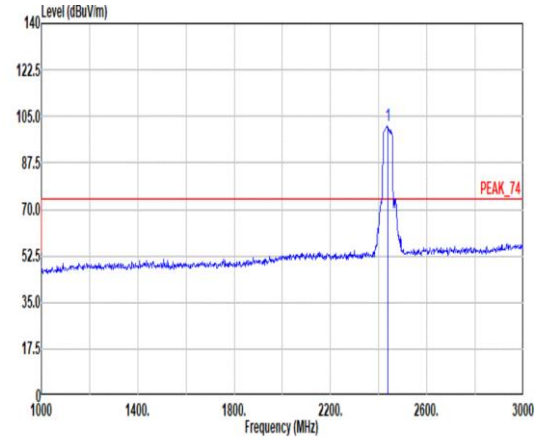 Site : 03CH11-HY Condition: PEAK_74 3m 9120D_01620_230817 VERTICAL : RBW:1000.000kHz VBW:3000.000kHz SWT:Auto Limit Read Ant Cable Preamp Aux APos TPos Freq Level Line Margin Level Factor Loss Factor Factor Remark MHz dBuV/m dBuV/m dB dBuV dB/m dB dB dB cm deg 1 2437.00 101.23 ------ ------ 90.10 27.60 6.84 33.31 10.00 387 263 PEAK
Avg	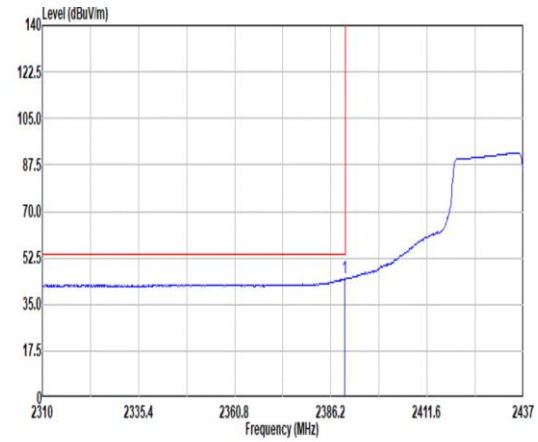 Site : 03CH11-HY Condition: AVG_BE_54 3m 9120D_01620_230817 VERTICAL : RBW:1000.000kHz VBW:1.600kHz SWT:Auto Limit Read Ant Cable Preamp Aux APos TPos Freq Level Line Margin Level Factor Loss Factor Factor Remark MHz dBuV/m dBuV/m dB dBuV dB/m dB dB dB cm deg 1 2389.76 44.65 54.00 -9.35 33.71 27.50 6.78 33.34 10.00 387 263 AVERAGE	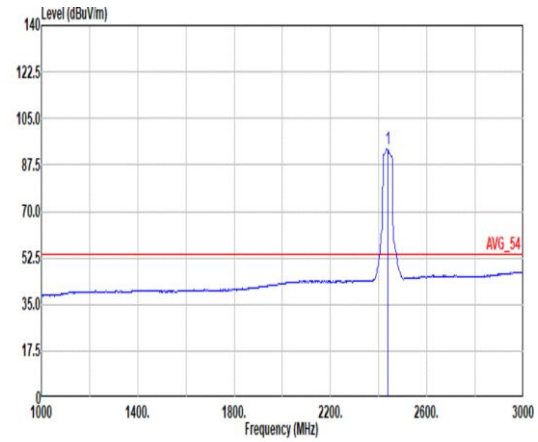 Site : 03CH11-HY Condition: AVG_54 3m 9120D_01620_230817 VERTICAL : RBW:1000.000kHz VBW:1.600kHz SWT:Auto Limit Read Ant Cable Preamp Aux APos TPos Freq Level Line Margin Level Factor Loss Factor Factor Remark MHz dBuV/m dBuV/m dB dBuV dB/m dB dB dB cm deg 1 2437.00 93.54 ------ ------ 82.41 27.60 6.84 33.31 10.00 387 263 AVERAGE

Mode	22	
	Band Edge - R	
	2400-2483.5_802.11n HT40_CH06_2437MHz	
ANT	1	
Pol.	Vertical	Fundamental
Peak	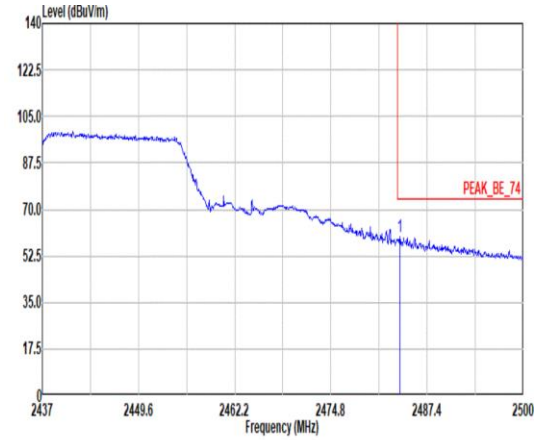 Site : 03CH11-HY Condition: PEAK_BE_74 3m 9120D_01620_230817 VERTICAL : RBW:1000.000kHz VBW:3000.000kHz SWT:Auto Freq Level Limit Line Margin Read Level Ant Factor Cable Loss Preamp Factor Aux Factor APos TPos Remark MHz dBuV/m dBuV/m dB dBuV dB/m dB dB dB cm deg 1 2483.81 59.56 74.00 -14.44 48.23 27.70 6.91 33.28 10.00 387 263 PEAK	Blank
Avg	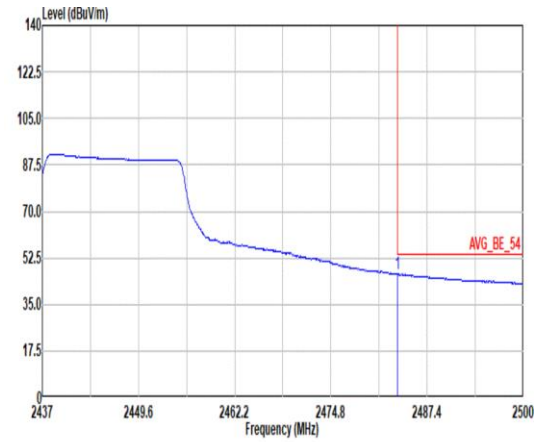 Site : 03CH11-HY Condition: AVG_BE_54 3m 9120D_01620_230817 VERTICAL : RBW:1000.000kHz VBW:1.600kHz SWT:Auto Freq Level Limit Line Margin Read Level Ant Factor Cable Loss Preamp Factor Aux Factor APos TPos Remark MHz dBuV/m dBuV/m dB dBuV dB/m dB dB dB cm deg 1 2483.56 46.42 54.00 -7.58 35.09 27.70 6.91 33.28 10.00 387 263 AVERAGE	Blank

Mode	22	
	Harmonic	
	2400-2483.5_802.11n HT40_CH06_2437MHz	
ANT	1	
Pol.	Horizontal	Vertical
Peak Avg	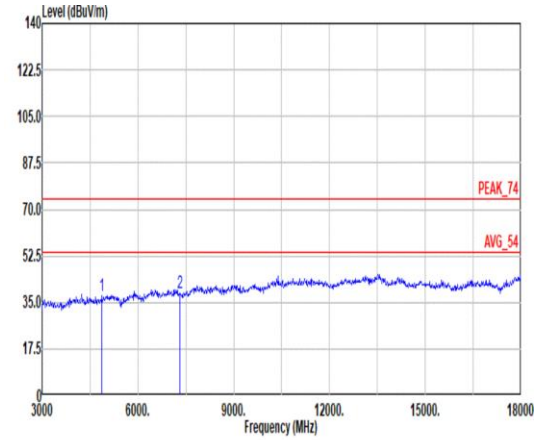 Site : 03CH11-HY Condition: PEAK_74 3m 9120D_01620_230817 HORIZONTAL Freq Level Limit Line Margin Read Level Ant Factor Cable Loss Preamp Factor Aux Factor APos TPos Remark MHz dBuV/m dBuV/m dB dBuV dB/m dB dB dB cm deg 1 4874.00 37.26 74.00 -36.74 51.00 32.70 11.45 58.58 0.69 -- -- Peak 2 7311.00 38.73 74.00 -35.27 45.66 36.86 14.58 58.99 0.62 -- -- Peak	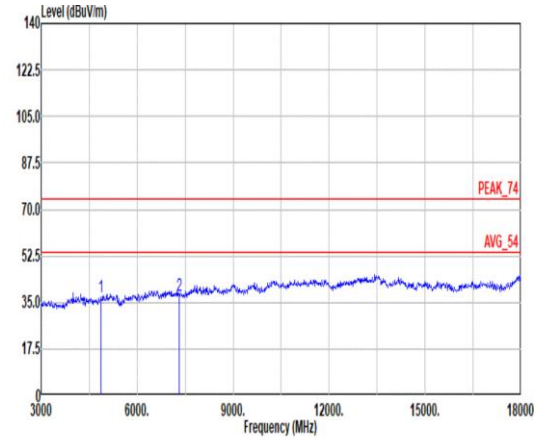 Site : 03CH11-HY Condition: PEAK_74 3m 9120D_01620_230817 VERTICAL Freq Level Limit Line Margin Read Level Ant Factor Cable Loss Preamp Factor Aux Factor APos TPos Remark MHz dBuV/m dBuV/m dB dBuV dB/m dB dB dB cm deg 1 4874.00 36.84 74.00 -37.16 50.58 32.70 11.45 58.58 0.69 -- -- Peak 2 7311.00 37.31 74.00 -36.69 44.24 36.86 14.58 58.99 0.62 -- -- Peak

Mode	22	
	Harmonic	
	2400-2483.5_802.11n HT40_CH06_2437MHz	
ANT	1	
Pol.	Horizontal	Vertical
14.47G ~14.5G Avg	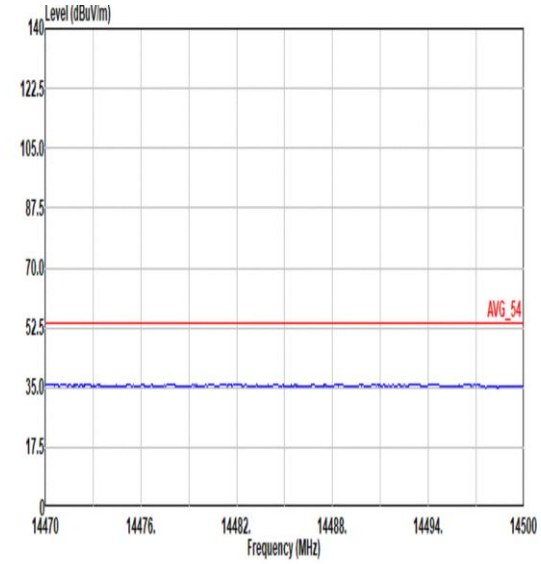 Site : 03CH11-HY Condition: AVG_54 3m 9120D_01620_230817 HORIZONTAL	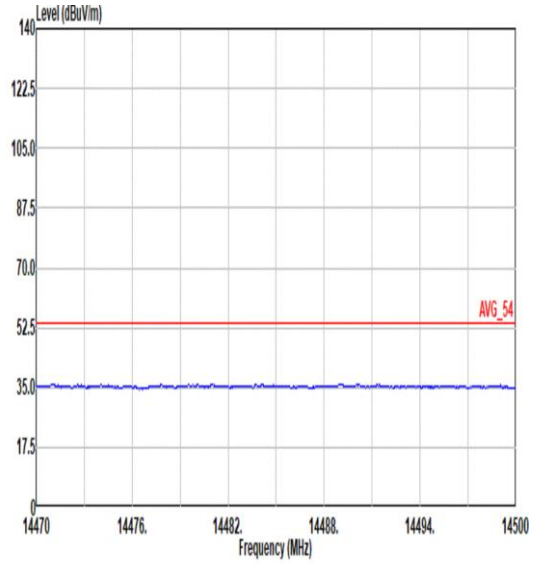 Site : 03CH11-HY Condition: AVG_54 3m 9120D_01620_230817 VERTICAL
17.7G ~18G Avg	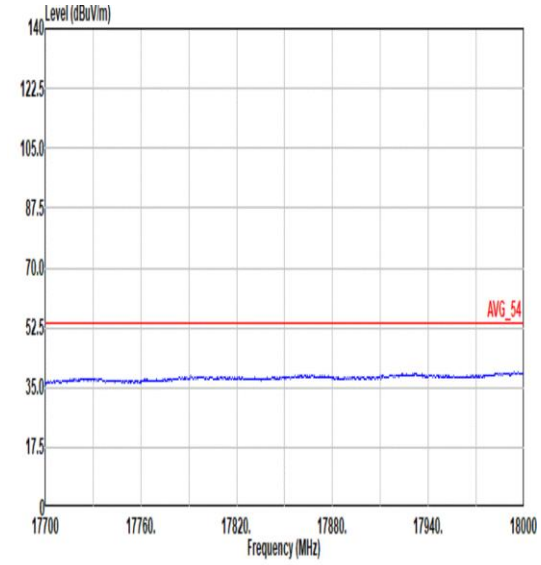 Site : 03CH11-HY Condition: AVG_54 3m 9120D_01620_230817 HORIZONTAL	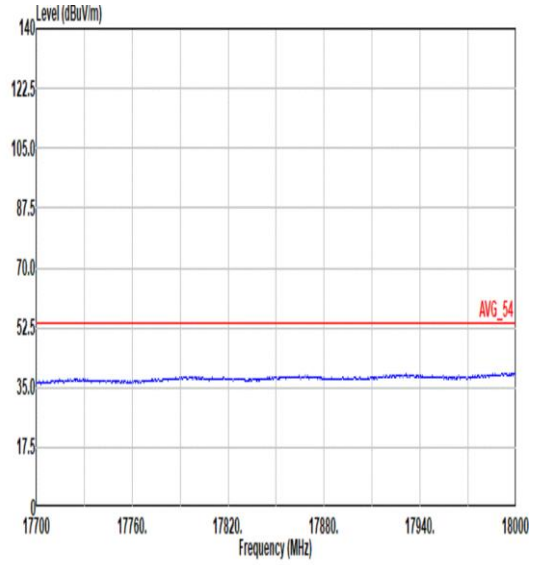 Site : 03CH11-HY Condition: AVG_54 3m 9120D_01620_230817 VERTICAL

Mode	23	
	Band Edge - L	
	2400-2483.5_802.11n HT40_CH09_2452MHz	
ANT	1	
Pol.	Horizontal	Fundamental
Peak	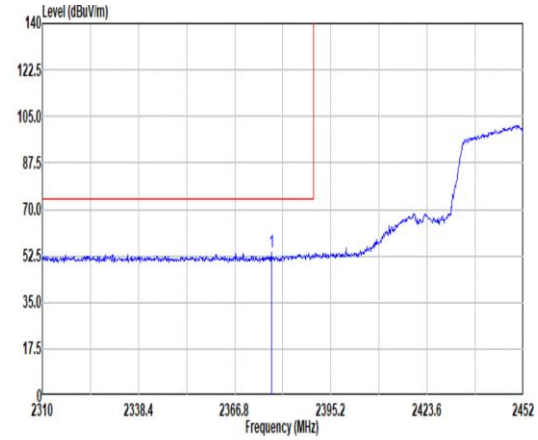 Site : 03CH11-HY Condition: PEAK_BE_74 3m 9120D_01620_230817 HORIZONTAL : RBW:1000.000kHz VBW:3000.000kHz SWT:Auto Freq Level Limit Line Margin Read Level Ant Factor Cable Loss Preamp Factor Aux Factor APos TPos Remark MHz dBuV/m dBuV/m dB dBuV dB/m dB dB dB cm deg 1 2377.59 53.84 74.00 -20.16 43.04 27.38 6.77 33.35 10.00 134 35 PEAK	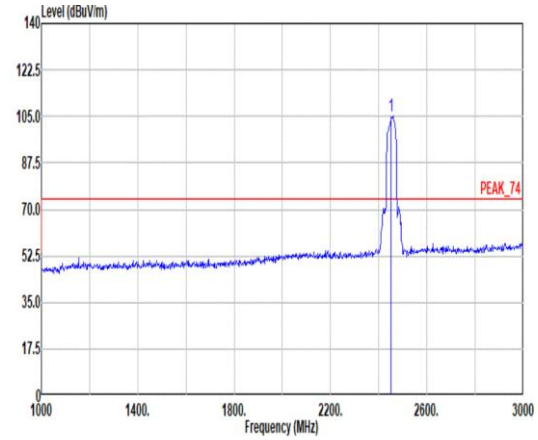 Site : 03CH11-HY Condition: PEAK_74 3m 9120D_01620_230817 HORIZONTAL : RBW:1000.000kHz VBW:3000.000kHz SWT:Auto Freq Level Limit Line Margin Read Level Ant Factor Cable Loss Preamp Factor Aux Factor APos TPos Remark MHz dBuV/m dBuV/m dB dBuV dB/m dB dB dB cm deg 1 2452.00 105.06 ------ ------ 93.97 27.50 6.88 33.29 10.00 134 35 PEAK
Avg	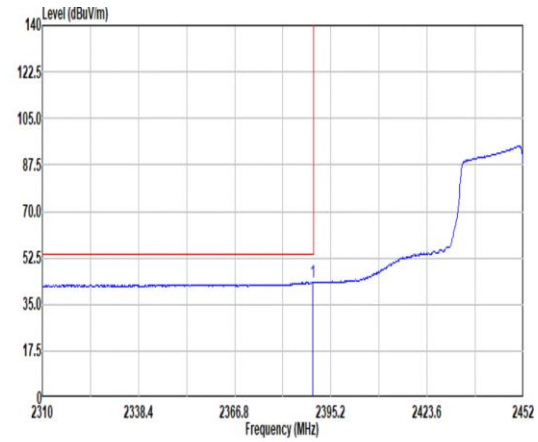 Site : 03CH11-HY Condition: AVG_BE_54 3m 9120D_01620_230817 HORIZONTAL : RBW:1000.000kHz VBW:1.600kHz SWT:Auto Freq Level Limit Line Margin Read Level Ant Factor Cable Loss Preamp Factor Aux Factor APos TPos Remark MHz dBuV/m dBuV/m dB dBuV dB/m dB dB dB cm deg 1 2389.80 43.25 54.00 -10.75 32.31 27.50 6.78 33.34 10.00 134 35 AVERAGE	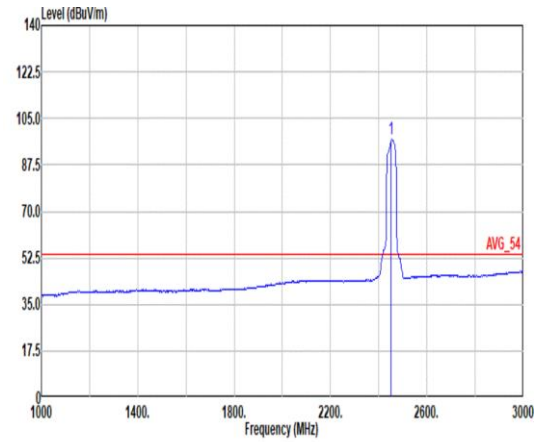 Site : 03CH11-HY Condition: AVG_54 3m 9120D_01620_230817 HORIZONTAL : RBW:1000.000kHz VBW:1.600kHz SWT:Auto Freq Level Limit Line Margin Read Level Ant Factor Cable Loss Preamp Factor Aux Factor APos TPos Remark MHz dBuV/m dBuV/m dB dBuV dB/m dB dB dB cm deg 1 2452.00 96.99 ------ ------ 85.92 27.50 6.87 33.30 10.00 134 35 AVERAGE

Mode	23	
	Band Edge - R	
	2400-2483.5_802.11n HT40_CH09_2452MHz	
ANT	1	
Pol.	Horizontal	Fundamental
Peak	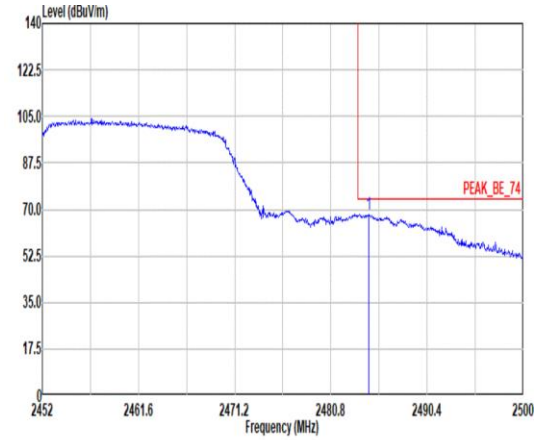 Site : 03CH11-HY Condition: PEAK_BE_74 3m 9120D_01620_230817 HORIZONTAL : RBW:1000.000kHz VBW:3000.000kHz SWT:Auto Freq Level Limit Line Margin Read Level Ant Factor Cable Loss Preamp Factor Aux Factor APos TPos Remark MHz dBuV/m dBuV/m dB dBuV dB/m dB dB dB cm deg 1 2484.59 68.23 74.00 -5.77 56.90 27.70 6.91 33.28 10.00 134 35 PEAK	Blank
Avg	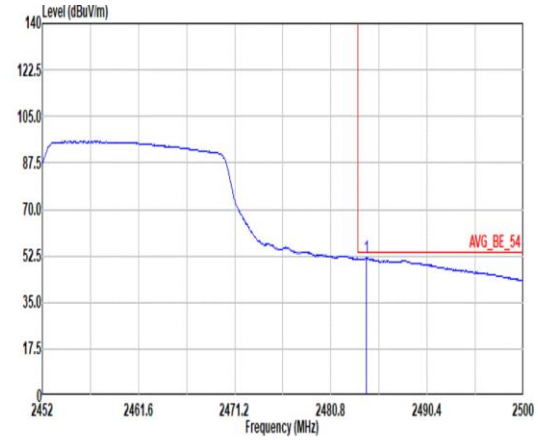 Site : 03CH11-HY Condition: AVG_BE_54 3m 9120D_01620_230817 HORIZONTAL : RBW:1000.000kHz VBW:1.600kHz SWT:Auto Freq Level Limit Line Margin Read Level Ant Factor Cable Loss Preamp Factor Aux Factor APos TPos Remark MHz dBuV/m dBuV/m dB dBuV dB/m dB dB dB cm deg 1 2484.35 51.72 54.00 -2.28 40.39 27.70 6.91 33.28 10.00 134 35 AVERAGE	Blank