

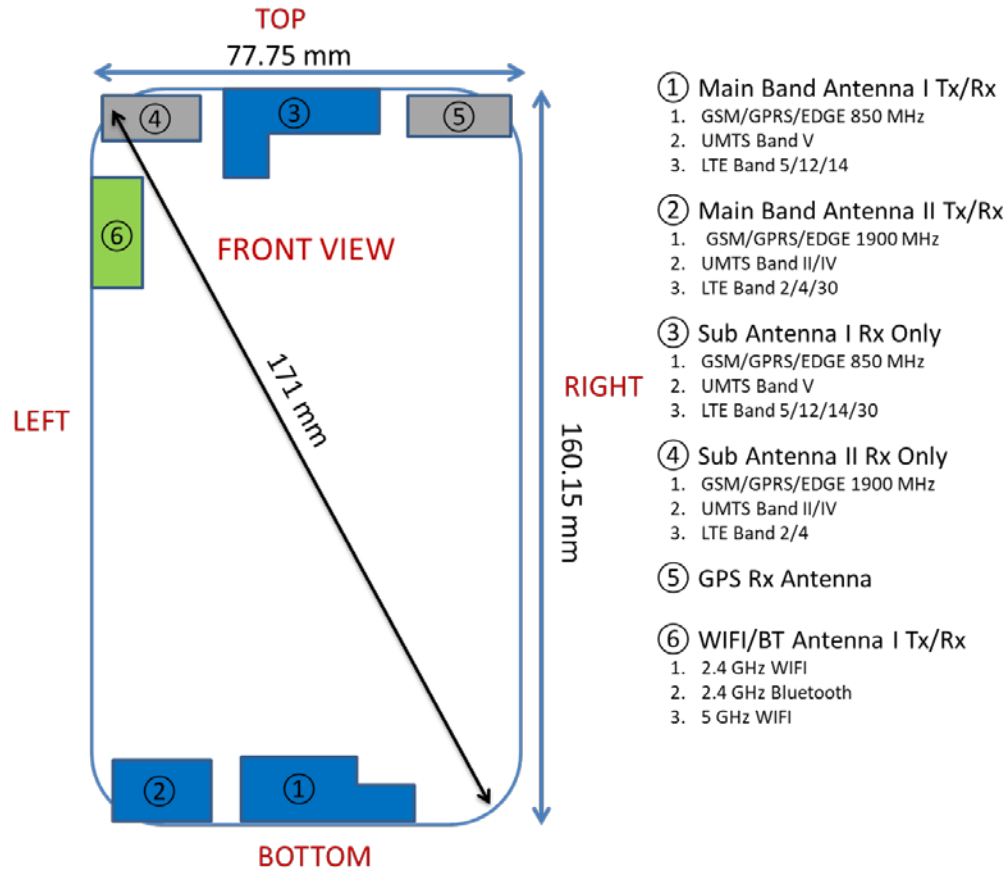




## APPENDIX F: DUT ANTENNA DIAGRAM & SAR TEST SETUP PHOTOGRAPHS

<b>FCC ID</b> ZNFQ710CS	 <b>PCTEST</b> ENGINEERING LABORATORY, INC.	<b>SAR EVALUATION REPORT</b>		<b>Approved by:</b> Quality Manager
<b>Test Dates:</b> 04/05/18 - 04/23/18	<b>DUT Type:</b> Portable Handset	APPENDIX F: Page 1 of 11		




Note: Exact antenna dimensions and separation distances are shown in the Technical Descriptions in the FCC Filing.

**Figure F-1**  
**DUT Antenna Locations**



FCC ID ZNFQ710CS		SAR EVALUATION REPORT		Approved by: Quality Manager
Test Dates: 04/05/18 - 04/23/18	DUT Type: Portable Handset			APPENDIX F: Page 2 of 11



**SAR Test Setup Photo 1: Right Cheek**



**SAR Test Setup Photo 2: Right Tilt**



<b>FCC ID</b> ZNFQ710CS		<b>SAR EVALUATION REPORT</b>		<b>Approved by:</b> Quality Manager
<b>Test Dates:</b> 04/05/18 - 04/23/18	<b>DUT Type:</b> Portable Handset			<b>APPENDIX F:</b> Page 3 of 11




**SAR Test Setup Photo 3: Left Cheek**




**SAR Test Setup Photo 4: Left Tilt**



<b>FCC ID</b> ZNFQ710CS		<b>SAR EVALUATION REPORT</b>		<b>Approved by:</b> Quality Manager
<b>Test Dates:</b> 04/05/18 - 04/23/18	<b>DUT Type:</b> Portable Handset	APPENDIX F: Page 4 of 11		




**SAR Test Setup Photo 5: Back Side at 1.0 cm**



**SAR Test Setup Photo 6: Back Side at 0.3 cm**



<b>FCC ID</b> ZNFQ710CS		<b>SAR EVALUATION REPORT</b>		<b>Approved by:</b> Quality Manager
<b>Test Dates:</b> 04/05/18 - 04/23/18	<b>DUT Type:</b> Portable Handset			<b>APPENDIX F:</b> Page 5 of 11



**SAR Test Setup Photo 7: Back Side at 0.0 cm**




**SAR Test Setup Photo 8: Front Side at 1.0 cm**



<b>FCC ID</b> ZNFQ710CS		<b>SAR EVALUATION REPORT</b>		<b>Approved by:</b> Quality Manager
<b>Test Dates:</b> 04/05/18 - 04/23/18	<b>DUT Type:</b> Portable Handset			<b>APPENDIX F:</b> Page 6 of 11



**SAR Test Setup Photo 9: Front Side at 0.2 cm**



**SAR Test Setup Photo 10: Front Side at 0.0 cm**

<b>FCC ID</b> ZNFQ710CS		<b>SAR EVALUATION REPORT</b>		<b>Approved by:</b> Quality Manager
<b>Test Dates:</b> 04/05/18 - 04/23/18	<b>DUT Type:</b> Portable Handset	APPENDIX F: Page 7 of 11		







**SAR Test Setup Photo 11: Top Edge at 1.0 cm**




**SAR Test Setup Photo 12: Top Edge at 0.0 cm**

<b>FCC ID</b> ZNFQ710CS		<b>SAR EVALUATION REPORT</b>		<b>Approved by:</b> Quality Manager
<b>Test Dates:</b> 04/05/18 - 04/23/18	<b>DUT Type:</b> Portable Handset			<b>APPENDIX F:</b> Page 8 of 11







**SAR Test Setup Photo 13: Bottom Edge at 1.0 cm**




**SAR Test Setup Photo 14: Bottom Edge at 0.0 cm**



<b>FCC ID</b> ZNFQ710CS		<b>SAR EVALUATION REPORT</b>		<b>Approved by:</b> Quality Manager
<b>Test Dates:</b> 04/05/18 - 04/23/18	<b>DUT Type:</b> Portable Handset			<b>APPENDIX F:</b> Page 9 of 11



**SAR Test Setup Photo 15: Left Edge at 1.0 cm**





**SAR Test Setup Photo 16: Left Edge at 0.0 cm**

<b>FCC ID</b> ZNFQ710CS		<b>SAR EVALUATION REPORT</b>		<b>Approved by:</b> Quality Manager
<b>Test Dates:</b> 04/05/18 - 04/23/18	<b>DUT Type:</b> Portable Handset			<b>APPENDIX F:</b> Page 10 of 11



**SAR Test Setup Photo 17: Vertical and Horizontal Reference Lines**

<b>FCC ID</b> ZNFQ710CS		<b>SAR EVALUATION REPORT</b>		<b>Approved by:</b> Quality Manager
<b>Test Dates:</b> 04/05/18 - 04/23/18	<b>DUT Type:</b> Portable Handset	APPENDIX F: Page 11 of 11		