



## 12. SETUP PHOTOS

13.


### RADIATED AND POWERLINE CONDUCTED EMISSIONS MEASUREMENT SETUP




RADIATED FRONT PHOTO (BELOW 1 GHz)




RADIATED BACK PHOTO (BELOW 1 GHz)



RADIATED FRONT PHOTO (ABOVE 1 GHz)



RADIATED BACK PHOTO (ABOVE 1 GHz)




LINE CONDUCTED FRONT PHOTO



LINE CONDUCTED SIDE VIEW PHOTO


**ANTENNA PORT CONDUCTED RF MEASUREMENT SETUP AND  
RADIATED RF MEASUREMENT SETUP FOR PORTABLE CONFIGURATION**




ANTENNA PORT CONDUCTED PHOTO



X-AXIS FRONT PHOTO




Y-AXIS FRONT PHOTO



Z-AXIS FRONT PHOTO


**RADIATED RF MEASUREMENT SETUP FOR PORTABLE CONFIGURATION WITH SMART CASE**



**RADIATED EMISSION PHOTO**



**X-AXIS FRONT PHOTO**



**Y-AXIS FRONT PHOTO**



**Z-AXIS FRONT PHOTO**

**END OF REPORT**