SPECIFICATION

Daxian Communication Technology Limited

深圳市大显科技有限公司

Shenzhen Daxian Technology Co., Ltd.

豪恩 MH039 左耳蓝牙天线

Horn MH039 Bluetooth Antenna

产 品 规 格 书

Product Specification

客 户 connection	豪恩 Horn	频 段 frequency range	2400 ~ 2500MHz
项目名称 entry name	MH039	版 本 edition	V3.0
物料编号 Material No	1M-H039X-102	颜 色 Color	黑色 Black
客户料号 Customer Item Number			
R F 设计 R F Design	胡 鹏 Peng.Hu	结构设计 Structural Design	周锐斌 RuiBin.Zhou
品质经理 Quality Manager	杨 进 Jin.Yang	技术总监 Technical Director	张 磊 Lei.Zhang
日 期 Date	2023-11-29		

深圳市大显科技有限公司 承认书专用章

客户确认：
Customer confirmation:

装配是否符合贵司要求：☐OK ☐NG
Whether the assembly meets your company's requirements：☐OK ☐NG

深圳市大显科技有限公司	Shenzhen Topant Technology Co., Ltd.
深圳市龙岗区布吉镇吉华路 513 号上水径村（国防培训基地对面）达成工业园综合楼 7 楼 TEL:0755-28576002 FAX:0755-84276383 上海分部：上海市张江高科技园区集成电路产业区龙东大道 3000 号 8 号楼 201 室 TEL:021-61630552 FAX:755-84276383	Buji Town, Longgang District, Shenzhen, China Jihua Road 513, Shangshuijing Village (opposite the national defense training base) Dacheng Industrial Park, Building 7。 TEL:0755-28576002 FAX:0755-84276383 Room201, Building8, LongDongRoad3000#, Semiconductor Industry Park, ZhangJiang Hitech Zone, ShangHai TEL:021-61630552 FAX:755-84276383

变更履历
Revision history

版本号 Version number	变更内容 Change content	变更理由 Reason for change	发起变更方 Originating Party	日期 Date	修改人 Modified by
V1.0	创建 found			2023-11-29	

Confidentiality requirements

Shenzhen Daxian Technology Co., Ltd. already possesses the information provided by the proprietary technology, which should be strictly confidential and not allowed to be disclosed to any person or company without the prior written consent of Shenzhen Daxian Technology Co., Ltd

索　引
Indexes

一、项目说明 Project Description.....4

二、 B T 天 线 antenna.....4

1、 规格 specifications.....4

1.1 电气规格标准 Electrical specifications and standards.....5

1.1.1 电性能指标 Electrical performance index.....5

1.2 结构规格标准 Structural specifications and standards.....5

1.2.1 天线组成 Antenna composition.. 5

3.1 驻波(VSWR)的测试 Test of standing wave (VSWR).....6

3.1.1 测试连接 Test connection.....6

3.2 效率、功率（TRP）、灵敏度（TIS）的测试 Testing of efficiency, power (TRP), sensitivity (TIS).....6

3.2.1 测试的场地 Test site.....6

3.2.2 测试的仪表 Tested Instruments.....6

3.2.3 测试数据 test data.....6-7

4、VSWR 参数图 Parameter diagram.....7

5、无源场型图 Passive field pattern diagram.....9-13

6、结论 conclusion.....13

三、工程图 schedule drawing.....14

Confidentiality requirements

Shenzhen Daxian Technology Co., Ltd. already possesses the information provided by the proprietary technology, which should be strictly confidential and not allowed to be disclosed to any person or company without the prior written consent of Shenzhen Daxian Technology Co., Ltd

一 项目说明 Project Description

客 户 名： **Customer Name：**	豪恩 Haoen
整机类型： **Type of complete machine：**	蓝牙天线 Bluetooth antenna
天线频段： **Antenna band：**	2400 ~ 2500MHz
天线形式： **Antenna form：**	FPC 天线 FPC antenna
天线极性： **Antenna polarity：**	线性极化 Linear polarization
硬件版本： **Hardware version：**	主板：左耳 Motherboard: left ear
天线制造商： **Antennamanufacturer：**	深圳市大显科技有限公司 Shenzhen daxian technology co., ltd
测试实验室： **Testing laboratory：**	SATIMO 微波实验室 SATIMO microwave laboratory

二 B T 天线组件 Antenna assembly

1 规格 specifications

本报告主要提供 MH039 项目天线的各项电气和结构性能参数的测试状况。下图为大显设计的天线图片。

This report mainly provides the testing status of various electrical and structural performance parameters of the antenna for the MH039 project. The following image shows an antenna with a large display design.

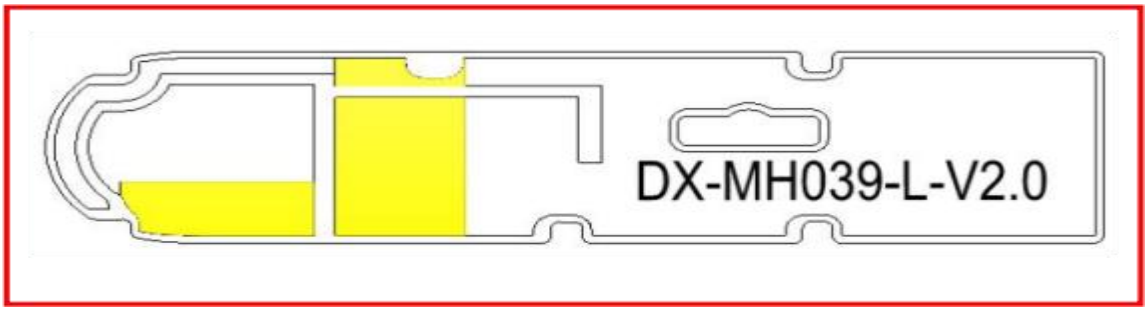

天线外观图

antenna appearing diagram

Confidentiality requirements

Shenzhen Daxian Technology Co., Ltd. already possesses the information provided by the proprietary technology, which should be strictly confidential and not allowed to be disclosed to any person or company without the prior written consent of Shenzhen Daxian Technology Co., Ltd

1.1 电气规格标准 Electrical specifications and standards

1.1.1 电性能指标 Electrical performance index

天线工作频段在 **2400 ~ 2500 MHz。** 下表是大显设计和量产天线的电性能的指标.

The operating frequency band of the antenna is between 2400 and 2500 MHz. The following table shows the electrical performance indicators of large display design and mass production antennas.

Frequency Range	Frequency (MHz)	VSWR
WIFI-0	**2400 ~ 2500**	**≤ 2**

2 结构规格标准 Structural specifications and standards

1.2.1 天线组成 Antenna composition

天线主要是由 FPC 组成。

The antenna is mainly composed of FPC sponge.

Confidentiality requirements

Shenzhen Daxian Technology Co., Ltd. already possesses the information provided by the proprietary technology, which should be strictly confidential and not allowed to be disclosed to any person or company without the prior written consent of Shenzhen Daxian Technology Co., Ltd

2、 测试设备 The Equipment of Active Test

Satimo 3D Chamber　6×4×4（ m ）

Agilent 8960 E5515c

Network analyzer-R&S ZVL

图 2

Figure 2

Confidentiality requirements

Shenzhen Daxian Technology Co., Ltd. already possesses the information provided by the proprietary technology, which should be strictly confidential and not allowed to be disclosed to any person or company without the prior written consent of Shenzhen Daxian Technology Co., Ltd

3 测试 test

3.1 驻波(VSWR)的测试 Test of standing wave (VSWR)

3.1.1 测试连接：VSWR 测试装置依次的连接为：R&S ZVL 网络分析仪→测试线→测试治

Test connection: The VSWR test device is sequentially connected as follows: R&S ZVL network analyzer → test line → test fixture

实测(附图)Actual measurement (attached drawing)

3.2 增益及效率、功率（TRP）、灵敏度（TIS）的测试

Gain and efficiency, power (TRP), sensitivity (TIS) testing

3.2.1 测试的场地 Test site：

大显微波暗室 。测试频率范围为 400MHz—6GHz，静区范围为 50cm 周圆，反射率小于-50 dB。

Large display microwave anechoic chamber. The test frequency range is 400MHz - 6GHz, the static zone range is 50cm circumferential, and the reflectivity is less than - 50dB.

3.2.2 测试的仪表 Tested Instruments：

R&S ZVL 网络分析仪、Agilent8960 E5515C、标准喇叭天线、法国 SATIMO-SG24SYSTEM 系统、打印机等。

R&S ZVL network analyzer, Agilent 8960 E5515C, standard horn antenna, French SATIMO-SG24SYSTEM system, printer, etc.

3.2.3 测试数据 ：在微波暗室中，测试的功率和灵敏度相关的数值如下表

Test data: In a microwave anechoic chamber, the values related to the power and sensitivity tested are shown in the table bel

OTA 有源测试 OTA Active Test：

L（左耳）自由空间			
BAND	CH	功率	灵敏度
BT	0	7.83	-88.64
	39	7.61	-88.95
	78	7.5	-88.37

L（左耳）头模			
BAND	CH	TRP	TIS
BT	0	4.53	-85.29
	39	4.67	-85.5
	78	4.49	-85.37

Confidentiality requirements
Shenzhen Daxian Technology Co., Ltd. already possesses the information provided by the proprietary technology, which should be strictly confidential and not allowed to be disclosed to any person or company without the prior written consent of Shenzhen Daxian Technology Co., Ltd

无源效率&增益 Passive efficiency&gain：

Freq (MHz)	Effi (%)	Effi (dB)	Gain (dBi)
2400	21. 5	-6. 68	-5. 23
2410	21. 42	-6. 69	-4. 79
2420	22. 16	-6. 54	-4. 48
2430	23. 39	-6. 31	-4. 5
2440	22. 57	-6. 46	-4. 72
2450	22. 68	-6. 44	-4. 78
2460	23. 77	-6. 24	-4. 7
2470	24. 43	-6. 12	-4. 65
2480	23. 61	-6. 27	-4. 38
2490	22. 86	-6. 41	-4. 18
2500	22. 91	-6. 4	-4. 09

4、VSWR 参数图 VSWR parameter diagram

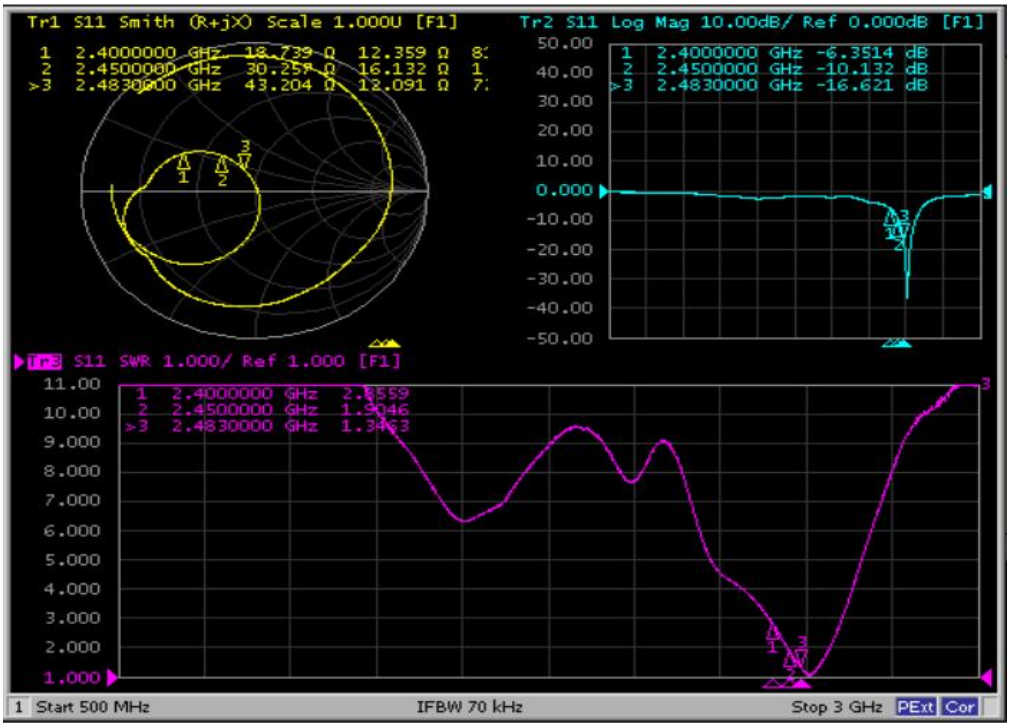

Confidentiality requirements

Shenzhen Daxian Technology Co., Ltd. already possesses the information provided by the proprietary technology, which should be strictly confidential and not allowed to be disclosed to any person or company without the prior written consent of Shenzhen Daxian Technology Co., Ltd

5、无源场型图

Passive Field Pattern Diagram

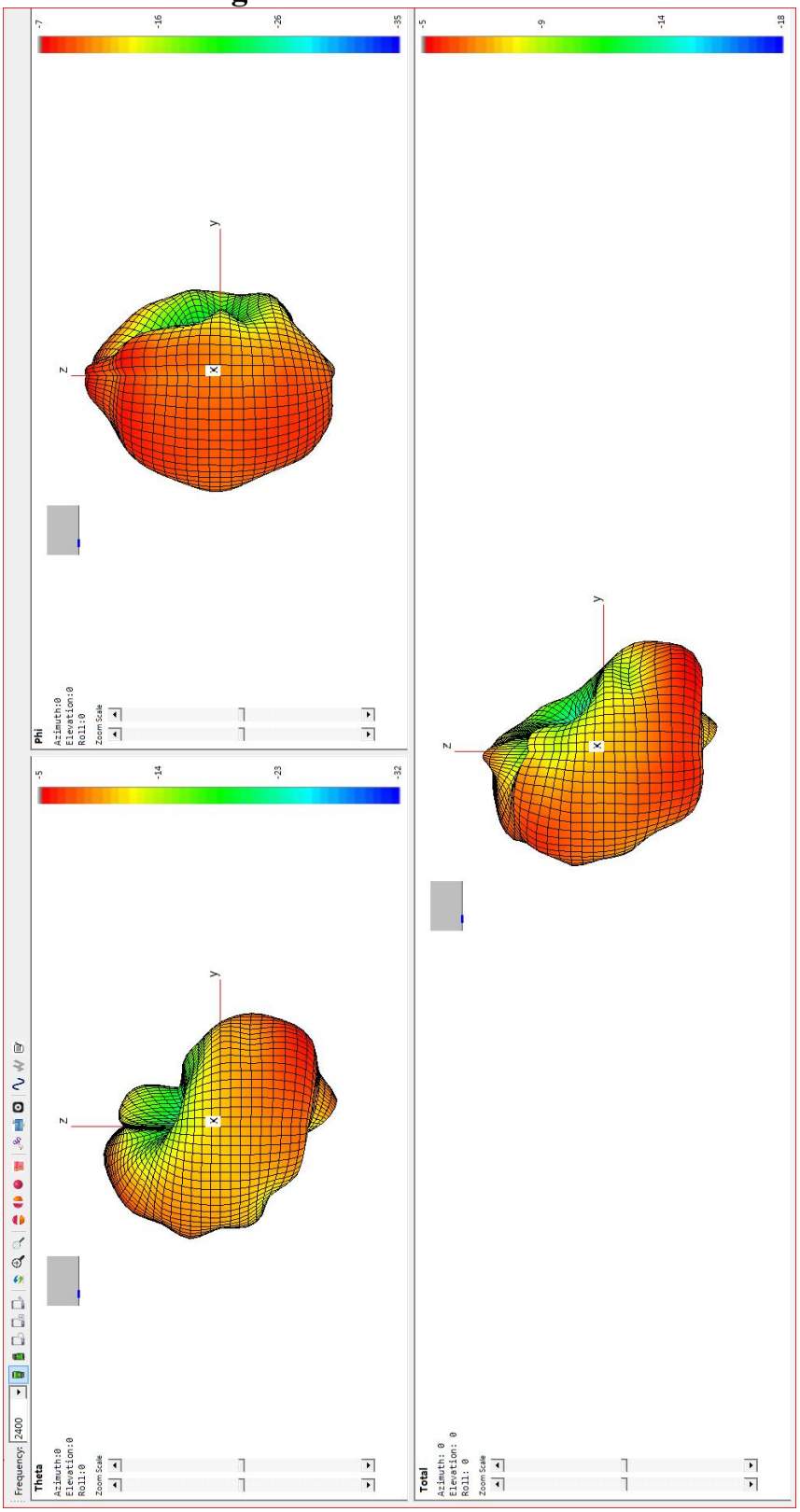

Confidentiality requirements

Shenzhen Daxian Technology Co., Ltd. already possesses the information provided by the proprietary technology, which should be strictly confidential and not allowed to be disclosed to any person or company without the prior written consent of Shenzhen Daxian Technology Co., Ltd

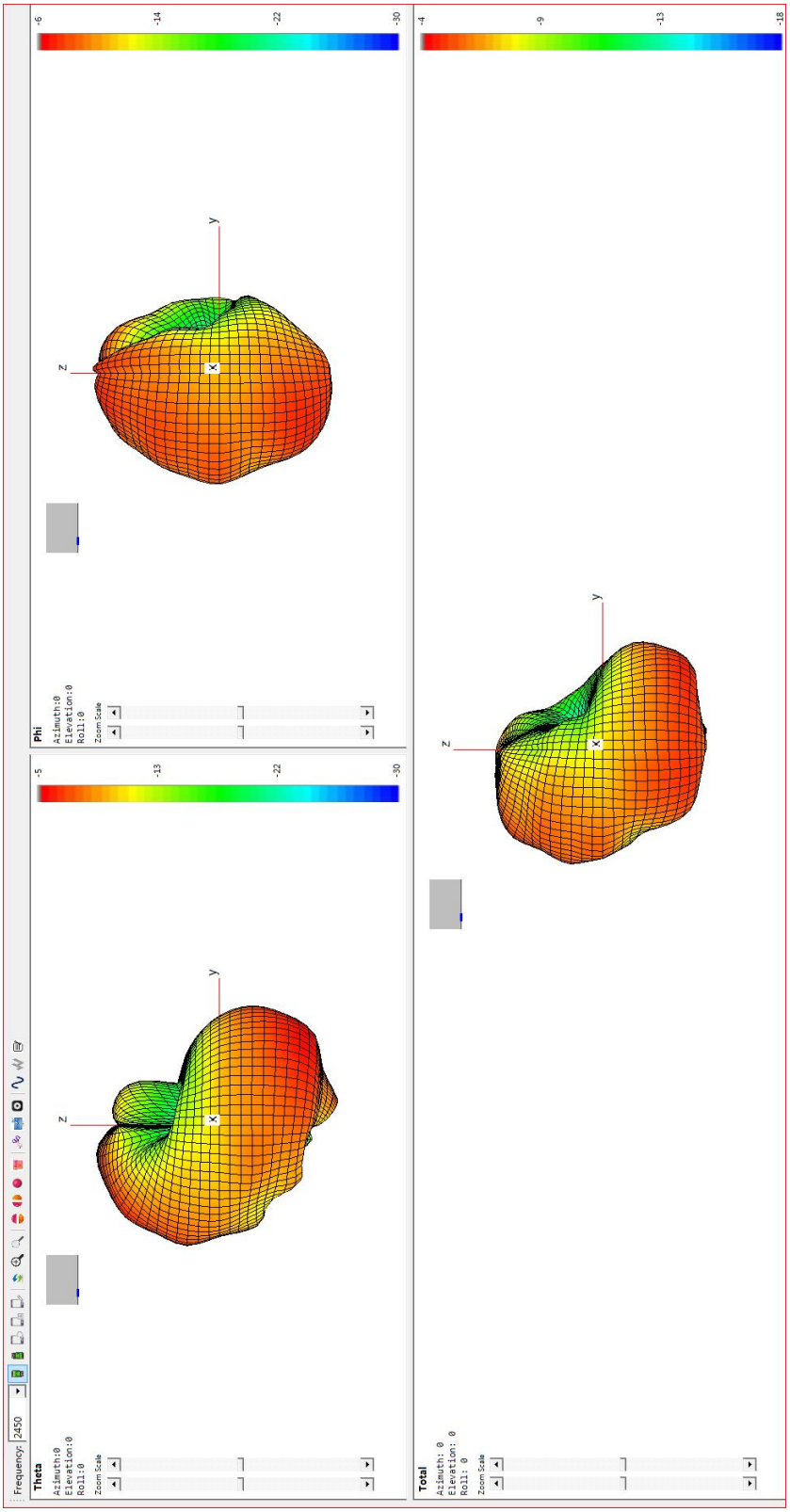

Confidentiality requirements

Shenzhen Daxian Technology Co., Ltd. already possesses the information provided by the proprietary technology, which should be strictly confidential and not allowed to be disclosed to any person or company without the prior written consent of Shenzhen Daxian Technology Co., Ltd

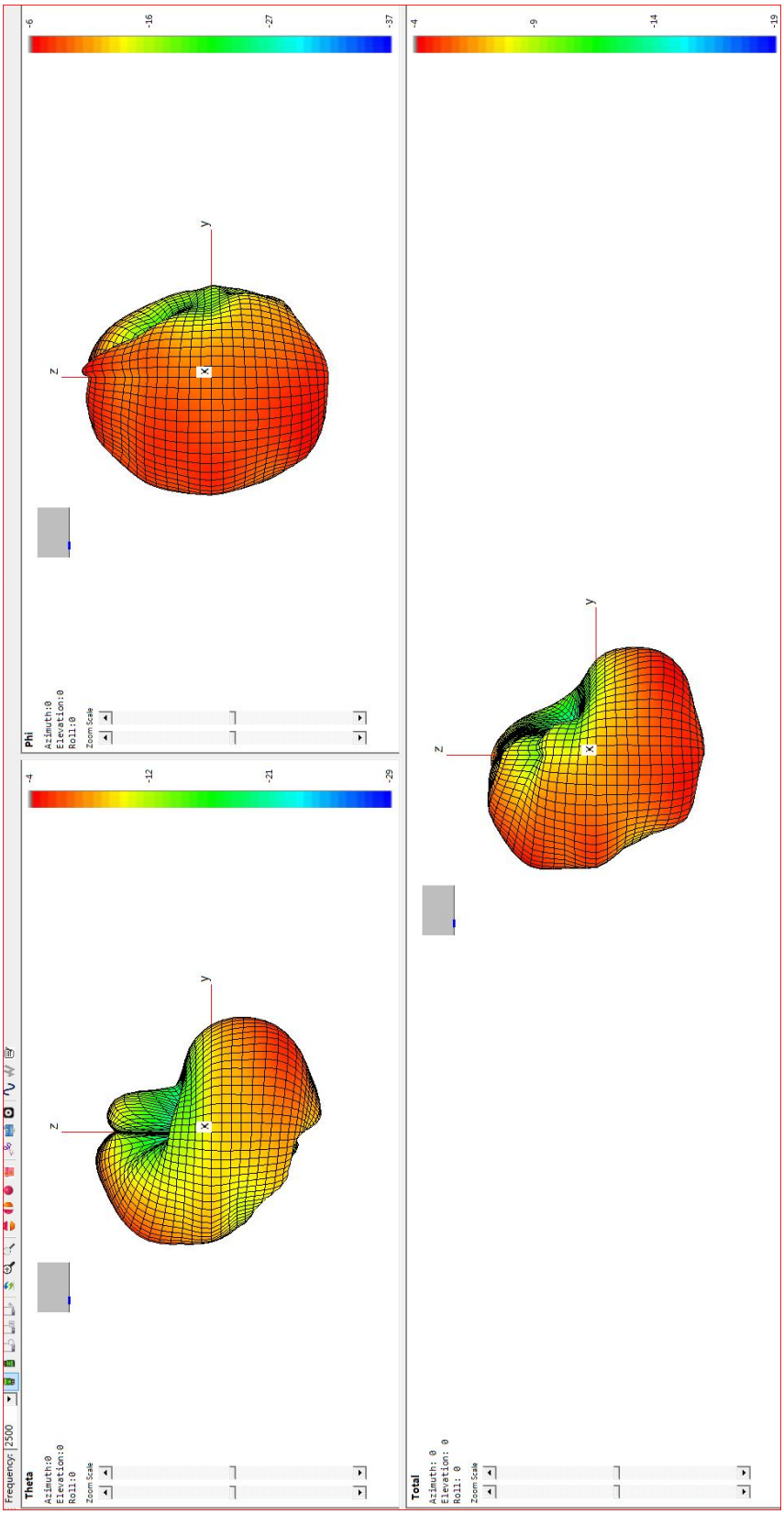

Confidentiality requirements

Shenzhen Daxian Technology Co., Ltd. already possesses the information provided by the proprietary technology, which should be strictly confidential and not allowed to be disclosed to any person or company without the prior written consent of Shenzhen Daxian Technology Co., Ltd

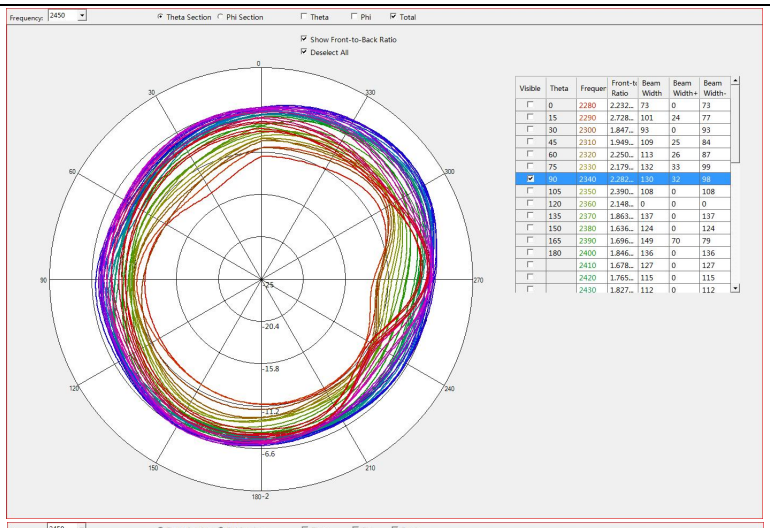

Visible	Theta	Frequer	Front-to Ratio	Beam Width	Beam Width+	Beam Width-
☐	0	2280	2.232...	73	0	73
☐	15	2290	2.728...	101	24	77
☐	30	2300	1.847...	93	0	93
☐	45	2310	1.949...	109	25	84
☐	60	2320	2.250...	113	26	87
☐	75	2330	2.179...	132	33	99
☑	90	2340	2.282...	130	32	98
☐	105	2350	2.390...	108	0	108
☐	120	2360	2.148...	0	0	0
☐	135	2370	1.863...	137	0	137
☐	150	2380	1.636...	124	0	124
☐	165	2390	1.696...	149	70	79
☐	180	2400	1.846...	136	0	136
☐		2410	1.678...	127	0	127
☐		2420	1.765...	115	0	115
☐		2430	1.827...	112	0	112

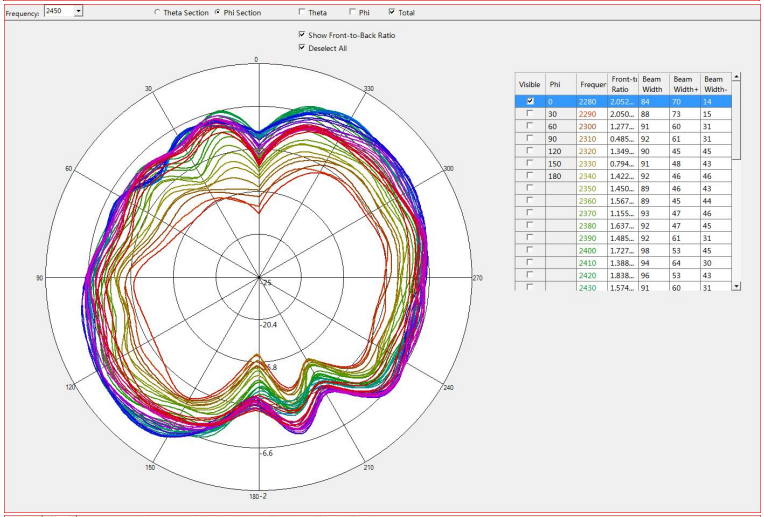

Visible	Phi	Frequer	Front-to Ratio	Beam Width	Beam Width+	Beam Width-
☑	0	2280	2.052...	84	70	14
☐	30	2290	2.050...	88	73	15
☐	60	2300	1.277...	91	60	31
☐	90	2310	0.485...	92	61	31
☐	120	2320	1.349...	90	45	45
☐	150	2330	0.794...	91	48	43
☐	180	2340	1.422...	92	46	46
☐		2350	1.450...	89	46	43
☐		2360	1.567...	89	45	44
☐		2370	1.155...	93	47	46
☐		2380	1.637...	92	47	45
☐		2390	1.485...	92	61	31
☐		2400	1.727...	98	53	45
☐		2410	1.388...	94	64	30
☐		2420	1.838...	96	53	43
☐		2430	1.574...	91	60	31

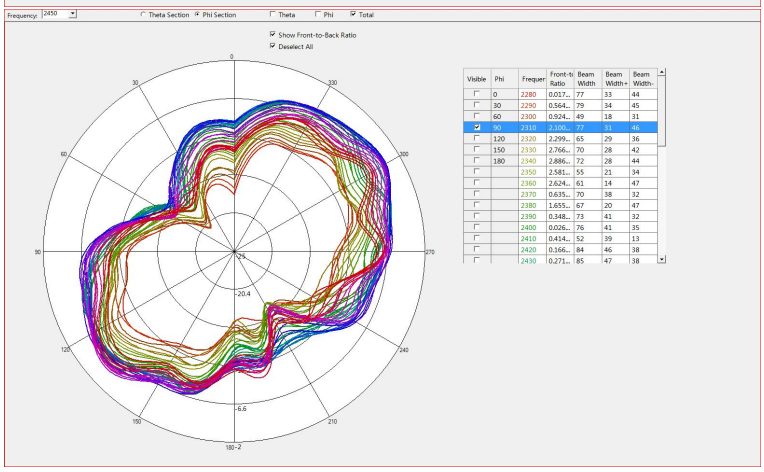

Visible	Phi	Frequer	Front-to Ratio	Beam Width	Beam Width+	Beam Width-
☐	0	2280	0.017...	77	33	44
☐	30	2290	0.564...	79	34	45
☐	60	2300	0.924...	49	18	31
☑	90	2310	2.105...	77	31	46
☐	120	2320	2.299...	65	29	36
☐	150	2330	2.766...	70	28	42
☐	180	2340	2.886...	72	28	44
☐		2350	2.581...	55	21	34
☐		2360	2.624...	61	14	47
☐		2370	0.635...	70	38	32
☐		2380	1.655...	67	20	47
☐		2390	0.348...	73	41	32
☐		2400	0.026...	76	41	35
☐		2410	0.414...	52	39	13
☐		2420	0.166...	84	46	38
☐		2430	0.271...	85	47	38

6、结论 conclusion

此天线是在客户提供样机基础上设计，电参数和结构性能已达到技术要求，请确认！

This antenna is designed based on the prototype provided by the customer. The electrical parameters and structural performance have met the technical requirements, please confirm!

www.Topant.com.cn

Confidentiality requirements

Shenzhen Daxian Technology Co., Ltd. already possesses the information provided by the proprietary technology, which should be strictly confidential and not allowed to be disclosed to any person or company without the prior written consent of Shenzhen Daxian Technology Co., Ltd

	0~10	10~30	30~50	50~	角度(Angle)	○	◎	⊥	▱
	0.05	0.10	0.15	0.20	1°	0.02	0.02	0.03	0.05

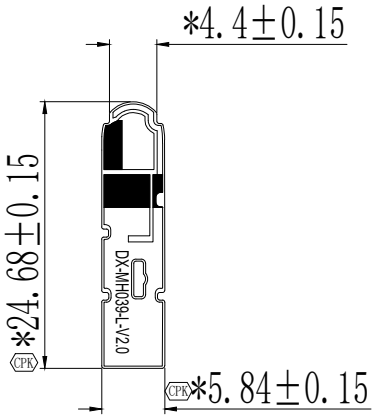

正面(TOP)

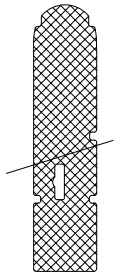

反面(BOT)

注:
(Note:)

1.″*″为重点尺寸 ;
(1. ″*″ for the key size;)

2.FPC材料:电解铜,一对半 ;
(2.FPC Material Science:A pair of half base copper foil)

3.反面背胶3M9471;
(3. 3m300 series double-sided adhesive tape is pasted on the back of the product)

4.未标公差尺寸,模具冲出尺寸公差为±0.1;
(4.No tolerance dimension is marked, and the tolerance of die stamping dimension is ± 0.1)

5.画 ■ 为镀金区，画 □ 为铜箔区,画 ▨ 的为背胶区.
(5. ■ Gold plated area, □ Copper foil area, ▨ Gum;)

1M-H039X-102

版 本(edition)	描述(describe)	日期(date)	备注(Note)

TOPANT

深 圳 大 显 科 技 有 限 公 司
Shenzhen Daxian Technology Co., Ltd.

机型(Machine model)	MH039	产品颜色(Product Color)		黑色 (black)		日期(date)	2023/11/29
项目编码(Project Code)	CM-H039X-102	模面处理(Mold surface treatment)		NA		结构(MD)	RuibinZhou
零件名称(Part Name)	BT-L天线(BT-L antenna)	单位 (unit)	mm	比例 (scale)	1:1	射频(RF)	PengHU
零件编码(Part Number)	1M-H039X-102-1	第三视角 (Third perspective)				审核(check)	KangZhou
材质(material)	PI Electrolytic copper					批准(ratify)	LeiZhang
保存路径(Save Path)						当前版本(current version)	A