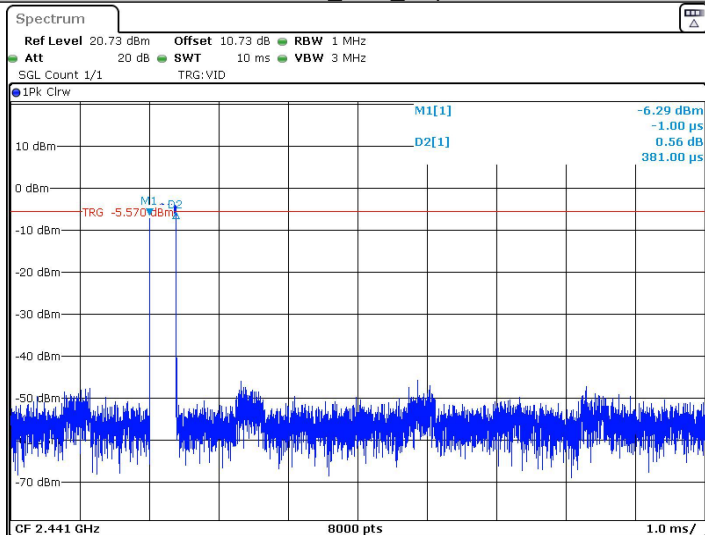
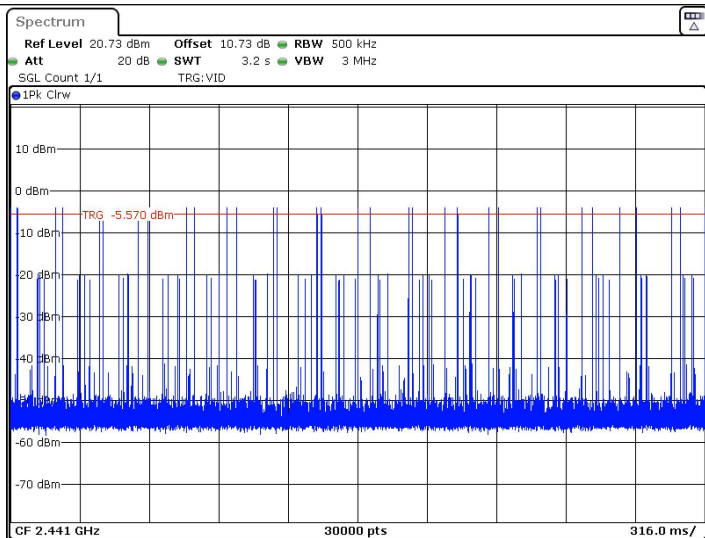


2DH1\_Ant1\_Hop

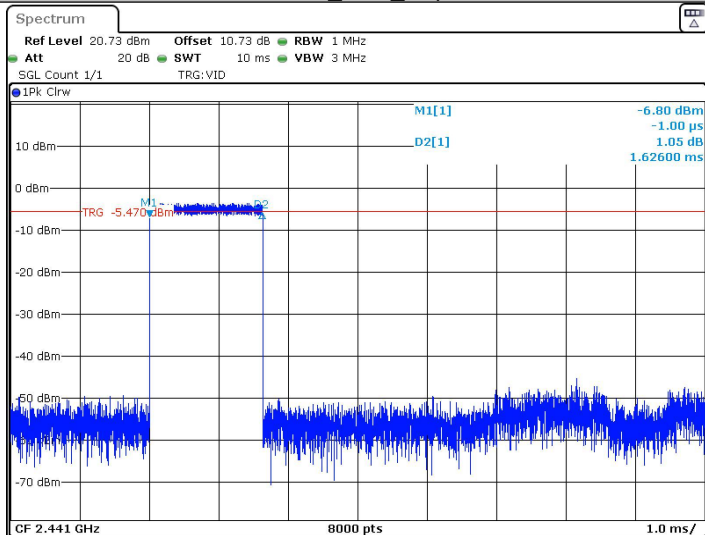


Date: 11. JAN 2024 16:15:38

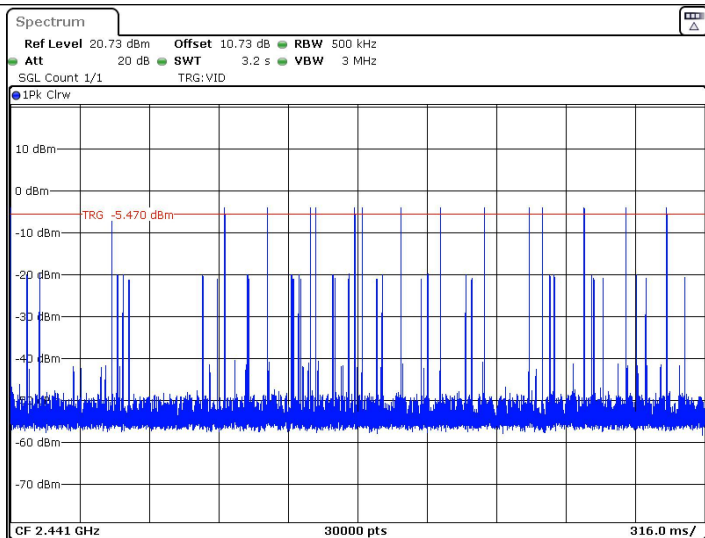


Date: 11. JAN 2024 16:15:44

2DH3\_Ant1\_Hop

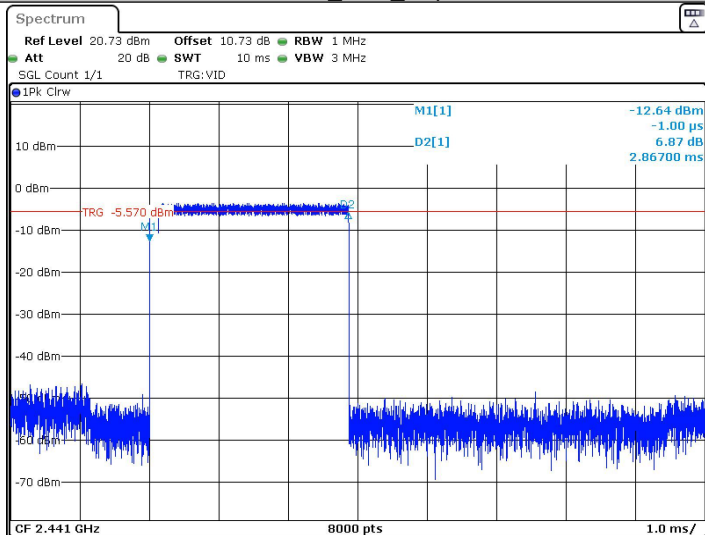


Date: 11. JAN 2024 16:16:15

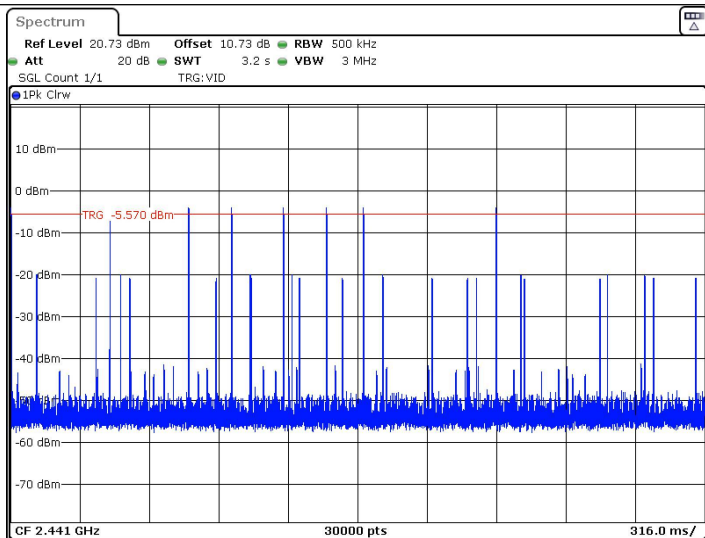


Date: 11. JAN 2024 16:16:21

2DH5\_Ant1\_Hop

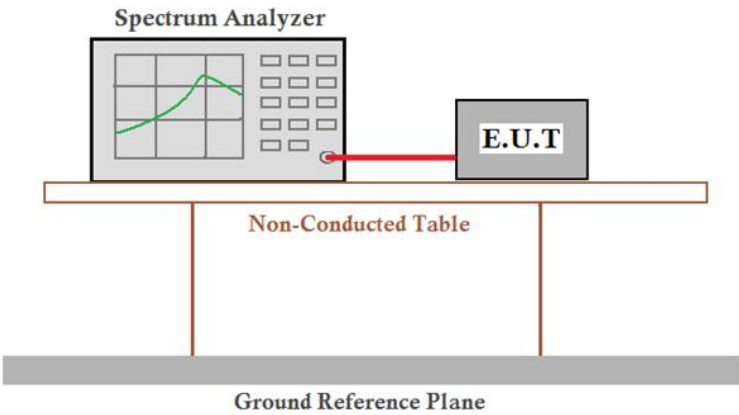


Date: 11. JAN 2024 16:14:52



Date: 11. JAN 2024 16:14:57

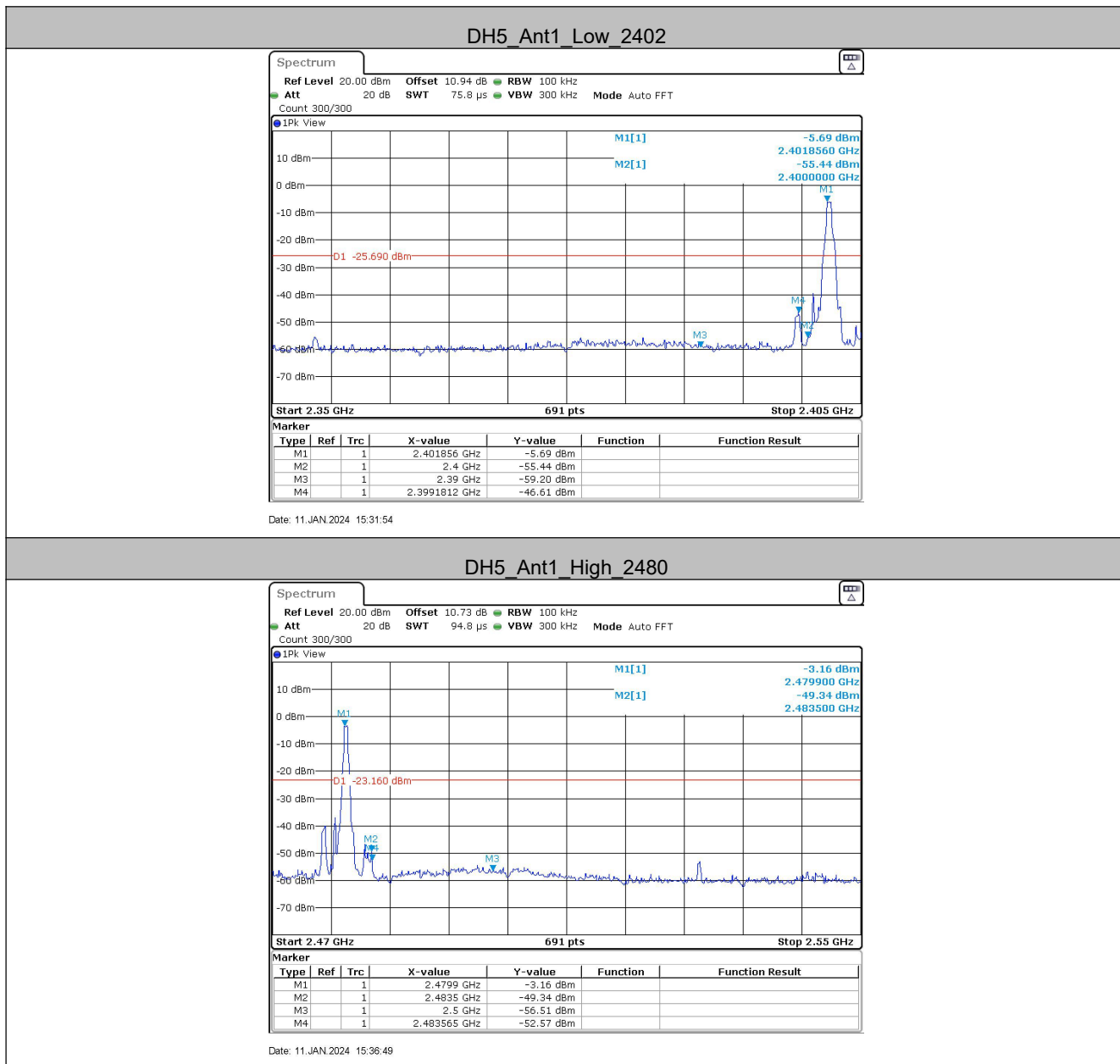
## 5.8 Band-edge for RF Conducted Emissions

Test Requirement:	47 CFR Part 15C Section 15.247 (d)
Test Method:	ANSI C63.10:2013
Test Setup:	 <p><i>Remark: Offset=cable loss+ attenuation factor.</i></p>
Limit:	In any 100 kHz bandwidth outside the frequency band in which the spread spectrum intentional radiator is operating, the radio frequency power that is produced by the intentional radiator shall be at least 20 dB below that in the 100 kHz bandwidth within the band that contains the highest level of the desired power, based on either an RF conducted or a radiated measurement.
Exploratory Test Mode:	Hopping and Non-hopping transmitting with all kind of modulation and all kind of data type
Final Test Mode:	Only the worst case is recorded in the report.
Test Results:	Pass

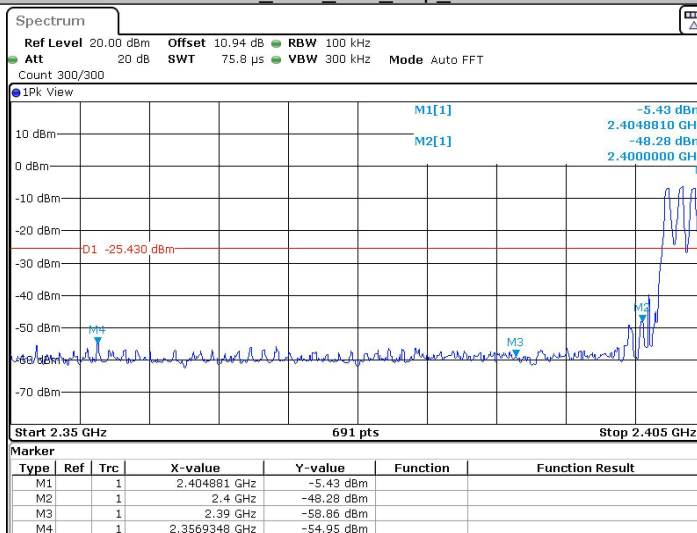
## Measurement Data

TestMode	ChName	Freq(MHz)	RefLevel [dBm]	Result [dBm]	Limit [dBm]	Verdict
DH5	Low	2402	-5.69	-46.61	$\leq -25.69$	PASS
	High	2480	-3.16	-52.57	$\leq -23.16$	PASS
	Low	Hop_2402	-5.43	-54.95	$\leq -25.43$	PASS
	High	Hop_2480	-3.60	-50.57	$\leq -23.6$	PASS
2DH5	Low	2402	-5.75	-47.7	$\leq -25.75$	PASS
	High	2480	-3.10	-53.61	$\leq -23.1$	PASS
	Low	Hop_2402	-6.06	-56.77	$\leq -26.06$	PASS
	High	Hop_2480	-4.27	-51.54	$\leq -24.27$	PASS

Test plot as follows:

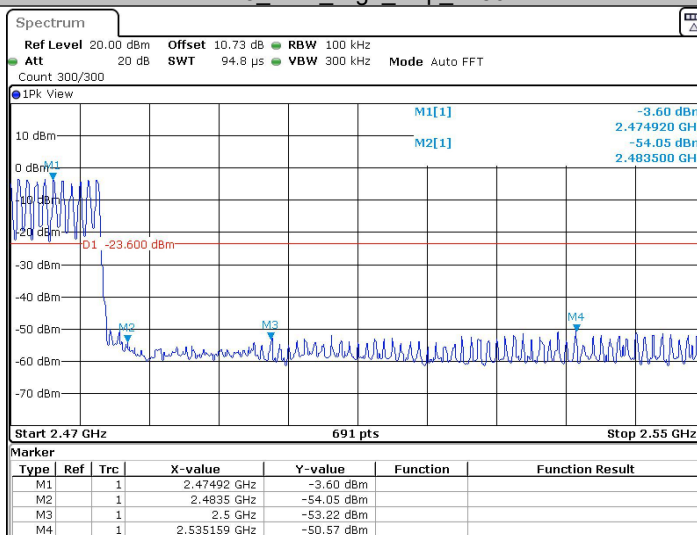


DH5\_Ant1\_Low\_Hop\_2402



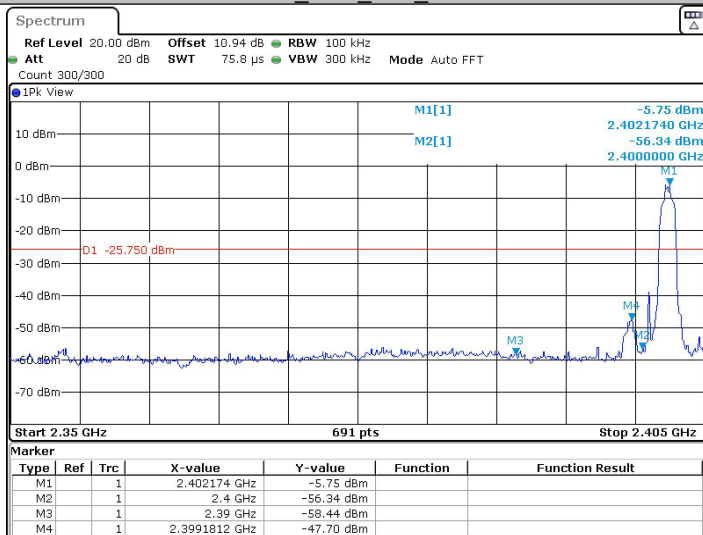
Date: 11.JAN.2024 16:22:19

DH5\_Ant1\_High\_Hop\_2480



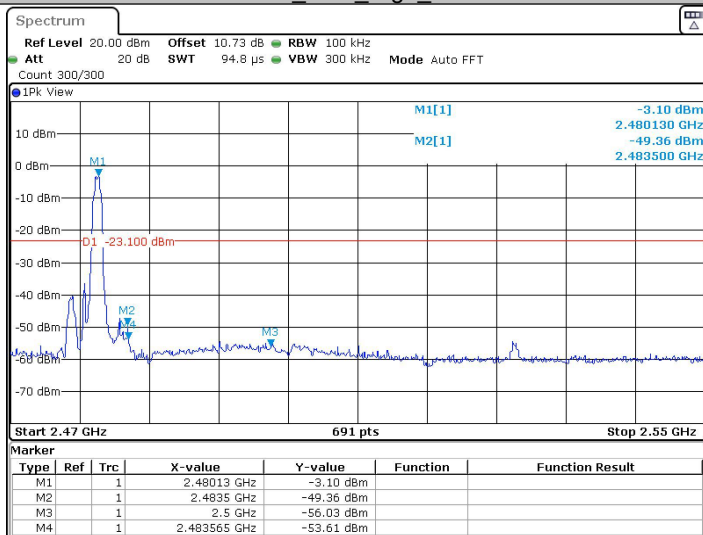
Date: 11.JAN.2024 16:30:13

2DH5\_Ant1\_Low\_2402



Date: 11.JAN.2024 15:39:17

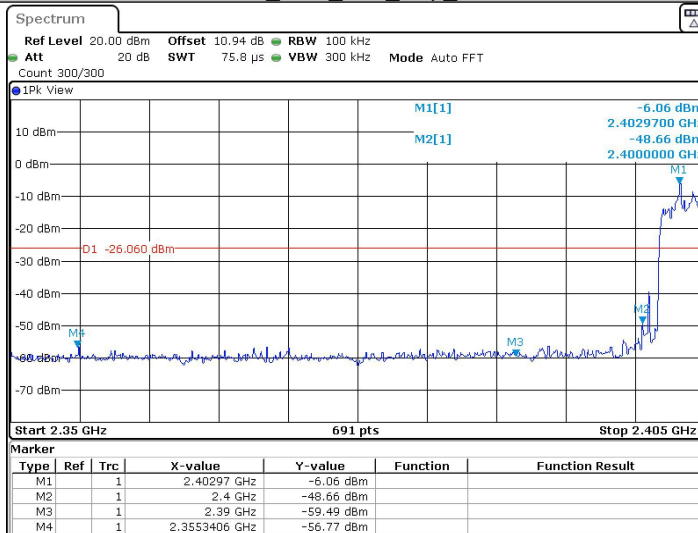
2DH5\_Ant1\_High\_2480



Date: 11.JAN.2024 15:50:13

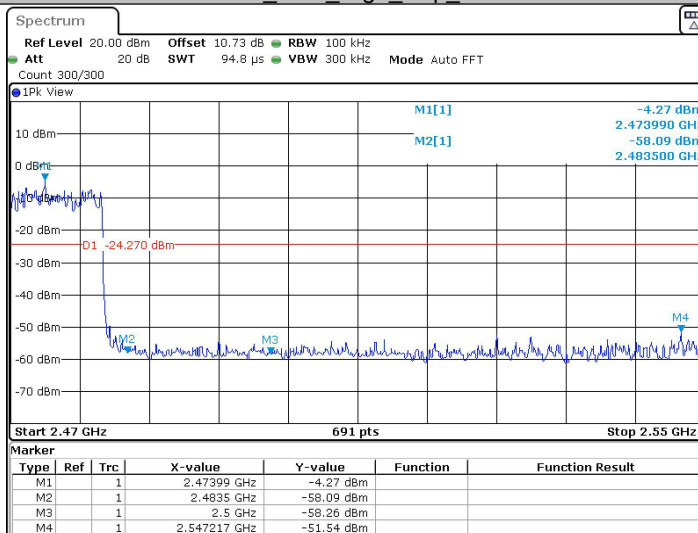


### 2DH5\_Ant1\_Low\_Hop\_2402



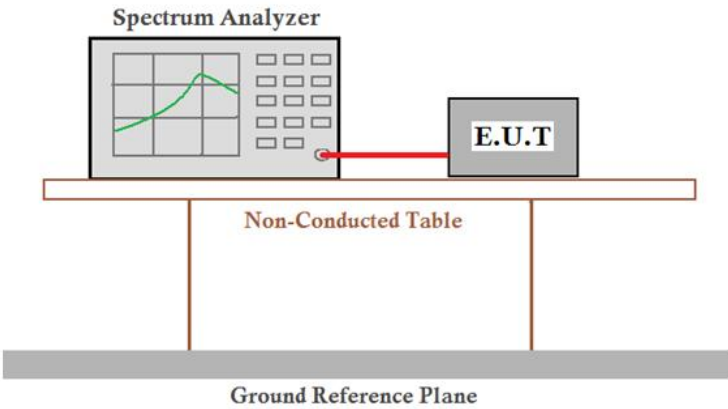
Date: 11.JAN.2024 16:09:45

### 2DH5\_Ant1\_High\_Hop\_2480

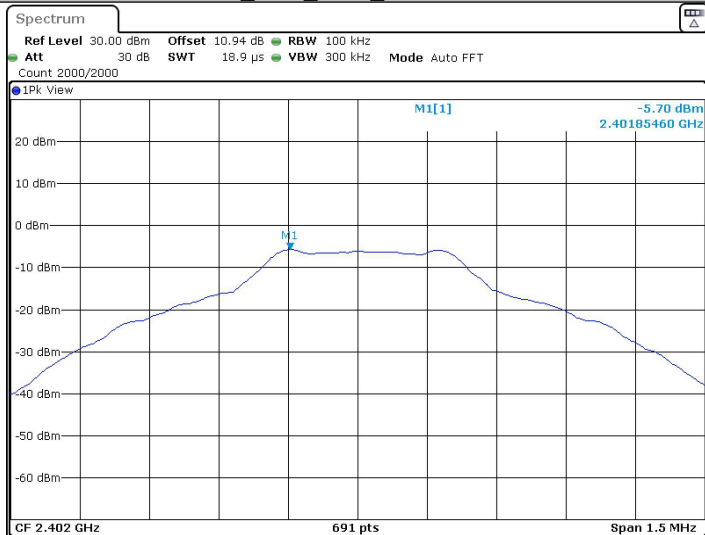


Date: 11.JAN.2024 16:17:31

## 5.9 Spurious RF Conducted Emissions

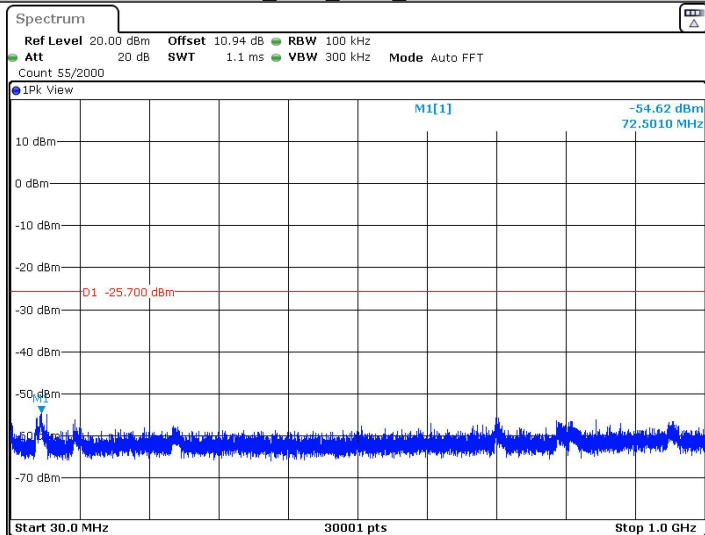
Test Requirement:	47 CFR Part 15C Section 15.247 (d)
Test Method:	ANSI C63.10:2013
Test Setup:	 <p><i>Remark: Offset=cable loss+ attenuation factor.</i></p>
Limit:	In any 100 kHz bandwidth outside the frequency band in which the spread spectrum intentional radiator is operating, the radio frequency power that is produced by the intentional radiator shall be at least 20 dB below that in the 100 kHz bandwidth within the band that contains the highest level of the desired power, based on either an RF conducted or a radiated measurement.
Exploratory Test Mode:	Non-hopping transmitting with all kind of modulation and all kind of data type
Final Test Mode:	Through Pre-scan, find the DH5 of data type is the worst case of GFSK modulation type, 2-DH5 of data type is the worst case of $\pi/4$ DQPSK modulation type.
Test Results:	Pass

DH5\_Ant1\_2402\_0~Reference



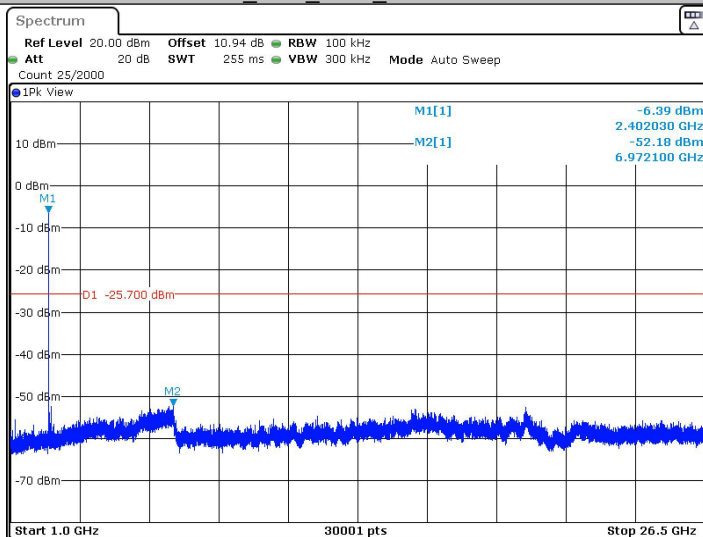
Date: 11 JAN 2024 15:32:59

DH5\_Ant1\_2402\_30~1000



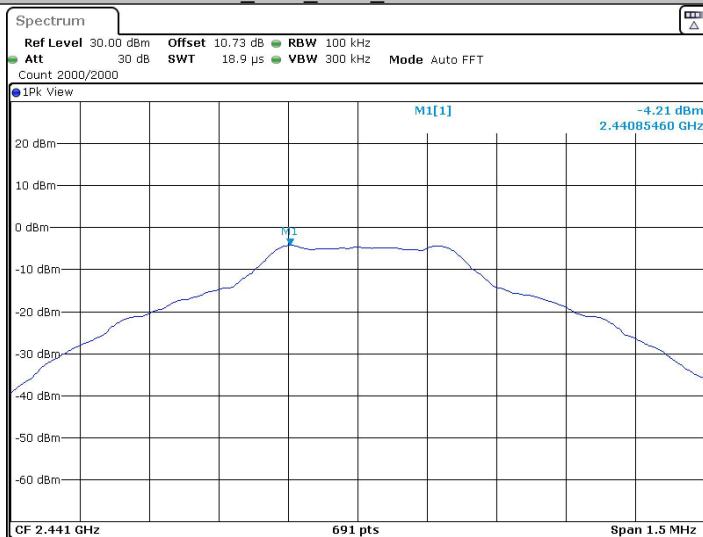
Date: 11 JAN 2024 15:33:06

DH5\_Ant1\_2402\_1000~26500



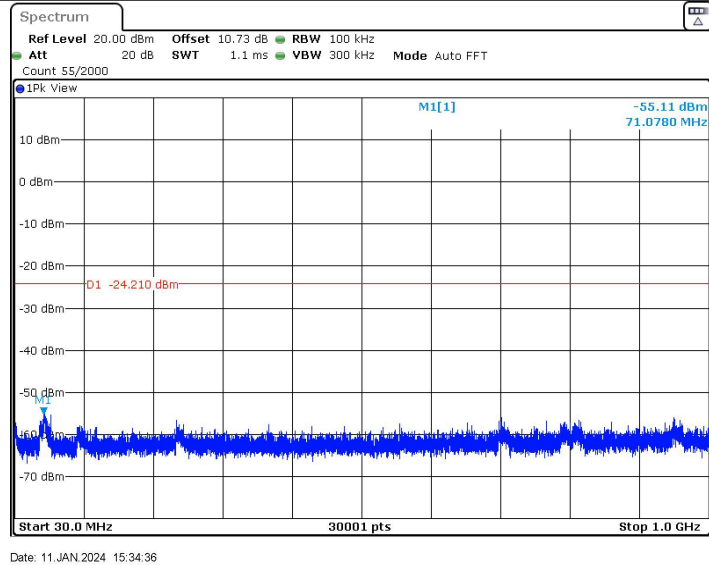
Date: 11.JAN.2024 15:33:28

DH5\_Ant1\_2441\_0~Reference

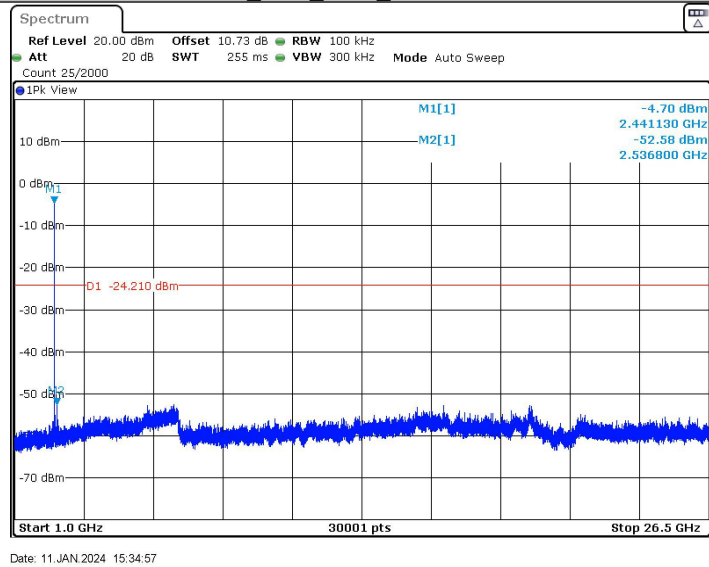


Date: 11.JAN.2024 15:34:30

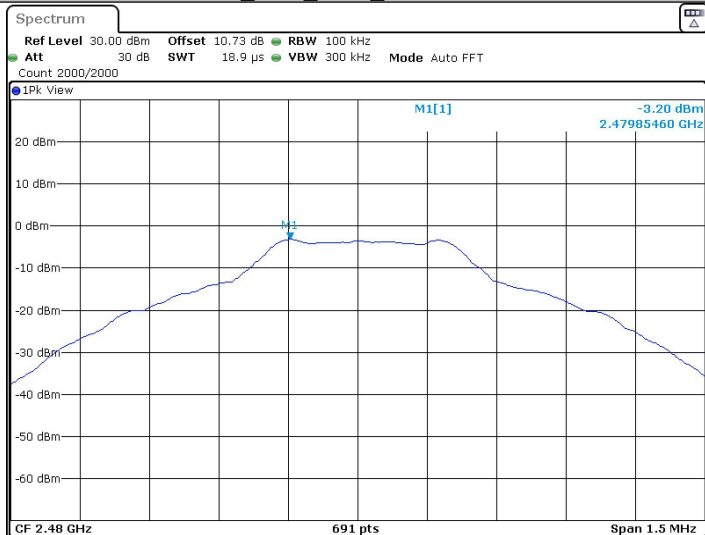
DH5\_Ant1\_2441\_30~1000



DH5\_Ant1\_2441\_1000~26500

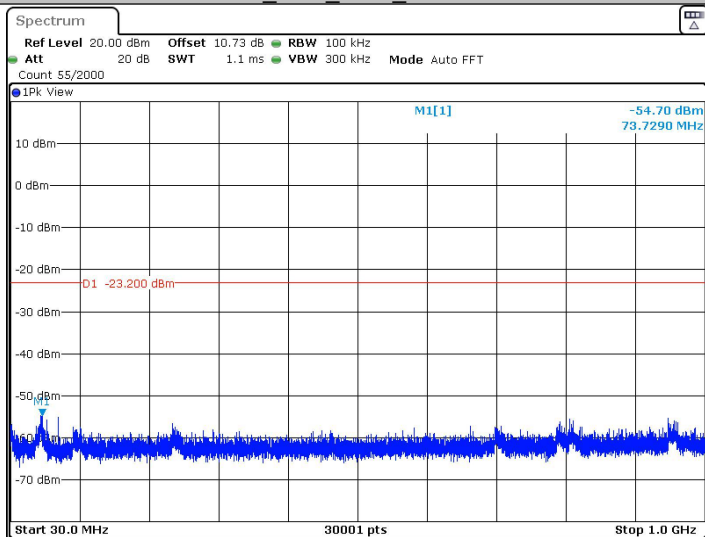


DH5\_Ant1\_2480\_0~Reference



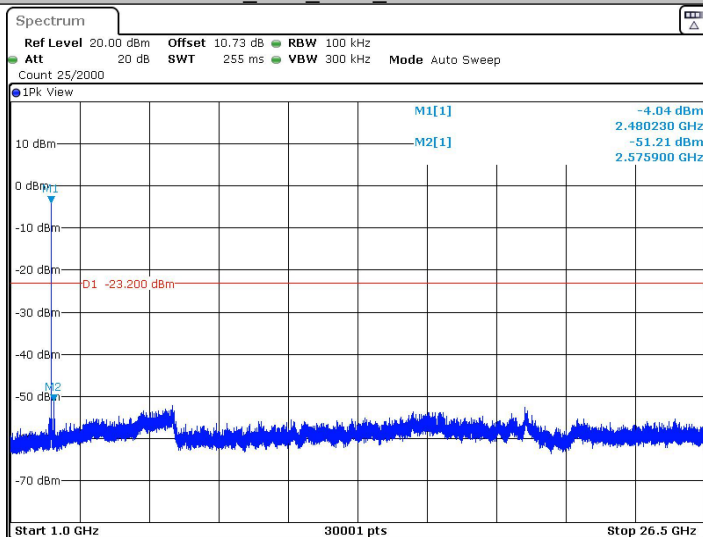
Date: 11.JAN.2024 15:37:54

DH5\_Ant1\_2480\_30~1000



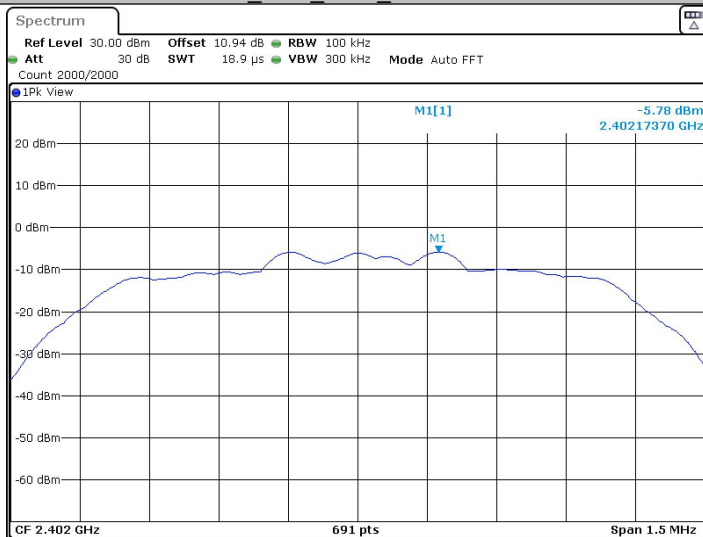
Date: 11.JAN.2024 15:38:00

DH5\_Ant1\_2480\_1000~26500



Date: 11. JAN 2024 15:38:22

2DH5\_Ant1\_2402\_0~Reference



Date: 11. JAN 2024 15:40:22