

WIFI IP CAMERA

Quick Manual for Android and iOS

Operation

1.Download APP

Tips one:Scan QR code.



iCSee

Tips: Search "icsee" in the App Store or Search "icsee pro" in the Google Play and download.

2.Power on

Install TF card first,then connect the camera to the power outlet.

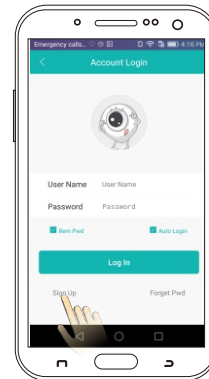
3.Camera configuration

1.Wireless network configuration :

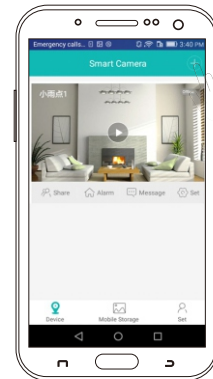
01.open the app "iCSee",choose the "login" (picture1)
(If you don't have user name, please register first).

02.After Click "+" (picture 2).

Picture 1

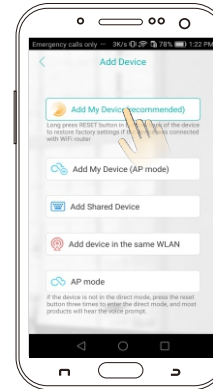


Picture 2

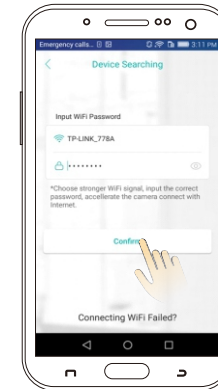


03.Enter to "Add device "(picture 3),please input WiFi router password (picture 4),Then confirm .

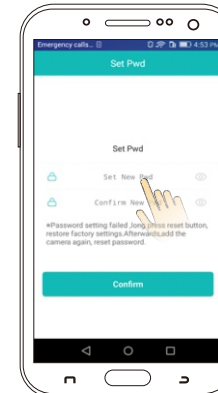
Picture 3



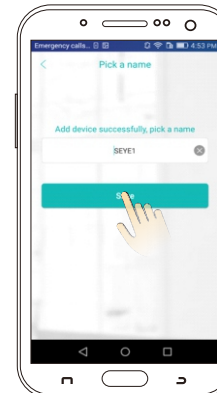
Picture 4



Picture 5



Picture 6

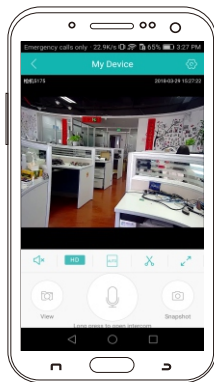


04.After you hear a camera voice "connect successfully",will enter to "set pwd"Then confirm(picture 5).

05.After "confirm "will enter to "pick a name"(picture 6).

06.After click “save ” will enter to video preview(picture 7).

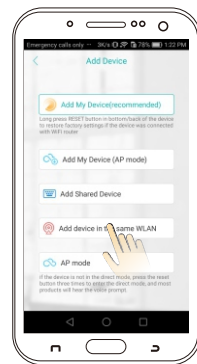
Picture 7



2.Wired network configuration:

- After login successfully, click "+" in the upper right corner, and select the third way "Add device in the same WLAN" (picture 8);
- Enter into “Device Searching” interface, click “xmjp_bullet_****” (picture 9);The camera will be shown online, which indicates that the wired network configuration of camera is complete.
- Click to enter the view interface, and you can do related operations and settings.

Picture 8



Picture 9



FAQ

Q: How to store a video camera?

A: Currently, the camera supports FAT32G format Class6, Class10 TF Card, max supports 128G. When the TF Card is full, it will delete earlier video automatically and loop recording.

Q:How to restore the factory default?

A: Open the camera Settings interface, in the "Settings - general - about equipment" interface, click the "restore factory Settings", you can return the camera to the factory default Settings (the process, please do not cut off the power of the camera).

Q: The camera is offline, how to do?

A: Check the power and WiFi.
Restart power on and restart the camera.
Reconfigure the camera.
Check the home broadband network.

⚠ Notice

While using this product, please modify the user password, to avoid the delinquents misappropriation.

Do not install the equipment in damp, dusty, children easy access to the venue.

Please allow within the scope of use and storage of temperature and humidity, do not disassemble it at will.

⚠ Directions

App and device firmware will have new update irregularly,you could upgrade it online at app setting,instructions are for reference only.

FCC Statement:

This device complies with part 15 of the FCC Rules. Operation is subject to the following two conditions: (1) This device may not cause harmful interference, and (2) this device must accept any interference received, including interference that may cause undesired operation. This equipment has been tested and found to comply with the limits for a Class B digital device, pursuant to part 15 of the FCC Rules. These limits are designed to provide reasonable protection against harmful interference in a residential installation. This equipment generates, uses and can radiate radio frequency energy and, if not installed and used in accordance with the instructions, may cause harmful interference to radio communications. However, there is no guarantee that interference will not occur in a particular installation. If this equipment does cause harmful interference to radio or television reception, which can be determined by turning the equipment off and on, the user is encouraged to try to correct the interference by one or more of the following measures:

- Reorient or relocate the receiving antenna.
 - Increase the separation between the equipment and receiver.
 - Connect the equipment into an outlet on a circuit different from that to which the receiver is connected.
 - Consult the dealer or an experienced radio/TV technician for help.
- Caution: Any changes or modifications not expressly approved by the party responsible for compliance could void the user's authority to operate the equipment.

This equipment complies with FCC radiation exposure limits set forth for an uncontrolled environment. This transmitter must not be co-located or operating in conjunction with any other antenna or transmitter.