

WINNF-TS-0122 Test Report

Applicant	Telrad Networks Ltd
Equipment	CPE-12300HG-PRO-1D-3.x
Brand Name	Telrad
Model Name	735350
FCC ID	ARA-CPE12300HG
Reference	WINNF-TS-0122 Version V1.0.1

The product was received on Oct. 12, 2020 and testing was started from Oct. 12, 2020 and completed on Dec. 02, 2020. We, SPORTON INTERNATIONAL INC. EMC & Wireless Communications Laboratory, would like to declare that the tested sample has been evaluated in accordance with the test procedures given in WINNF-TS-0122 Version V1.0.1 and has been in compliance with the applicable technical standards.

The test results in this report apply exclusively to the tested model / sample. Without written approval of SPORTON INTERNATIONAL INC. EMC & Wireless Communications Laboratory, the test report shall not be reproduced except in full.



Approved by: Sam Chen

SPORTON INTERNATIONAL INC. EMC & Wireless Communications Laboratory
No. 52, Huaya 1st Rd., Guishan Dist., Taoyuan City, Taiwan (R.O.C.)

Table of Contents

Revision History	4
1. Administration Data	5
1.1 Testing Laboratory	5
1.2 Applicant	5
1.3 Manufacturer	5
2. General Information	6
2.1 Description of Equipment Under Test (EUT)	6
2.2 Protocol Test Summary	7
2.3 Time test for getting Grant Summary	8
2.4 Support Equipment	8
2.5 Test Equipment List	8
3. Measurement Environment	9
3.1 Test configuration with Domain Proxy	10
3.2 Standards	10
3.3 Protocol test procedure	10
3.4 Time test for getting Grant Procedure	11
4. Protocol Test Results	12
4.1 [WINNF.FT.D.REG.2] Domain Proxy Multi-Step registration	12
4.2 [WINNF.FT.D.REG.6] Domain Proxy Single-Step registration for CBSD with CPI signed data	13
4.3 [WINNF.FT.C.REG.7] Registration due to change of an installation parameter	14
4.4 [WINNF.FT.D.REG.9] Domain Proxy Missing Required parameters (responseCode 102)	15
4.5 [WINNF.FT.D.REG.11] Domain Proxy Pending registration (responseCode 200)	16
4.6 [WINNF.FT.D.REG.13] Domain Proxy Invalid parameters (responseCode 103)	17
4.7 [WINNF.FT.D.REG.15] Domain Proxy Blacklisted CBSD (responseCode 101)	18
4.8 [WINNF.FT.D.REG.17] Domain Proxy Unsupported SAS protocol version (responseCode 100)	19
4.9 [WINNF.FT.D.REG.19] Domain Proxy Group Error (responseCode 201)	20
4.10 [WINNF.FT.C.GRA.1] Unsuccessful Grant responseCode=400 (INTERFERENCE)	21
4.11 [WINNF.FT.C.GRA.2] Unsuccessful Grant responseCode=401 (GRANT_CONFLICT)	22
4.12 [WINNF.FT.D.HBT.2] Domain Proxy Heartbeat Success Case (first Heartbeat Response)	23
4.13 [WINNF.FT.C.HBT.3] Heartbeat responseCode=105 (DEREGISTER)	26
4.14 [WINNF.FT.C.HBT.5] Heartbeat responseCode=501 (SUSPENDED_GRANT) in First Heartbeat Response	27
4.15 [WINNF.FT.C.HBT.6] Heartbeat responseCode=501 (SUSPENDED_GRANT) in Subsequent Heartbeat Response	28
4.16 [WINNF.FT.C.HBT.7] Heartbeat responseCode=502 (UNSYNC_OP_PARAM)	30
4.17 [WINNF.FT.D.HBT.8] Domain Proxy Heartbeat responseCode=500 (TERMINATED_GRANT)	31



4.18	[WINNF.FT.C.HBT.9] Heartbeat Response Absent (First Heartbeat)	33
4.19	[WINNF.FT.C.HBT.10] Heartbeat Response Absent (Subsequent Heartbeat)	34
4.20	[WINNF.FT.C.MES.3] Grant Response contains measReportConfig	35
4.21	[WINNF.FT.D.MES.5] Domain Proxy Heartbeat Response contains measReportConfig	37
4.22	[WINNF.FT.D.RLQ.2] Domain Proxy Successful Relinquishment	39
4.23	[WINNF.FT.D.DRG.2] Domain Proxy Successful Deregistration	41
4.24	[WINNF.FT.C.SCS.1] Successful TLS connection between UUT and SAS Test Harness	43
4.25	[WINNF.FT.C.SCS.2] TLS failure due to revoked certificate	44
4.26	[WINNF.FT.C.SCS.3] TLS failure due to expired server certificate	45
4.27	[WINNF.FT.C.SCS.4] TLS failure when SAS Test Harness certificate is issued by an unknown CA	46
4.28	[WINNF.FT.C.SCS.5] TLS failure when certificate at the SAS Test Harness is corrupted	47
4.29	[WINNF.PT.C.HBT] UUT RF Transmit Power Measurement	48
5.	Result of Time test for getting Grant	50
5.1	1 second within any 10-second period	50
5.2	10 seconds within any 300-second period	51
5.3	20 seconds within any 3600-second period	52
6.	UUT register with the SAS irrespective of power levels	53
6.1	Test Procedure	53
6.2	Result	53

Appendix A. Setup Plot

Appendix B. RF measurement plots

Revision History

Report No.	Version	Description	Issued Date
FG001219	01	Initial issue of report	Dec. 09, 2020

Reviewed by: Thomas Chen

Report Producer: Dara Chiu

1. Administration Data

1.1 Testing Laboratory

Test Site	SPORTON INTERNATIONAL INC. EMC & Wireless Communications Laboratory
Test Site Location	No. 52, Huaya 1st Rd., Guishan Dist., Taoyuan City, Taiwan (R.O.C.) TEL: +886-3-327-3456 FAX: +886-3-328-4978
Test Site No.	Sporton Site No. DFS02-HY
Test Engineer	Thomas Chen
Temperature	21 ~ 25 °C
Relative Humidity	50 ~ 56 %

1.2 Applicant

Company Name	Telrad Networks Ltd
Address	Industrial Center PO Box 6118 Lod, 711600 Israel

1.3 Manufacturer

Company Name	Asiatelco
Address	No. 68 Huatuo Road, Building-8, Zhangjiang Hi-Tech Park, Pudong, Shanghai, PRC

2. General Information

2.1 Description of Equipment Under Test (EUT)

Product Feature & Specification	
EUT Type	CPE-12300HG-PRO-1D-3.x
Brand Name	Telrad
Model Name	735350
FCC ID	ARA-CPE12300HG
Professional Installation	<input checked="" type="checkbox"/> Yes <input type="checkbox"/> No
UUT Category	<input type="checkbox"/> Category A <input checked="" type="checkbox"/> Category B <input checked="" type="checkbox"/> CPE-CBSD product
Unit Under Test in Test ID	<input checked="" type="checkbox"/> UUT with Domain Proxy <input type="checkbox"/> UUT without Domain Proxy
UUT Antenna Gain	17 dBi
UUT HW Version	P1
UUT FW Version	GDM7243A_ARM1_FW_df921e74cb_Rev24722_20062219
UUT SW Version	KT2A_OTE30_TRD_US_1.0.0.4
UUT Serial Number	AT110820A023, AT110820A026
Domain Proxy SW Version	BreezeVIEW Version 7.2.0.030.69 (API 4.7.7.4, YANG 720.450 [2018-11-27])
Device Power Class	LTE Band 48: Power Class 3

Declaration of Conformity:

The test results with all measurement uncertainty excluded are presented in accordance with the regulation limits or requirements declared by manufacturers.

Comments and Explanations:

The declared of product specification for EUT presented in the report are provided by the manufacturer, and the manufacturer takes all the responsibilities for the accuracy of product specification.

2.2 Protocol Test Summary

Section	Test Case ID	Test Case Title	Test Result
6.1.4.1.2	WINNF.FT.D.REG.2	Domain Proxy Multi-Step registration	PASS
6.1.4.1.6	WINNF.FT.D.REG.6	Domain Proxy Single-Step registration for CBSD with CPI signed data	PASS
6.1.4.1.7	WINNF.FT.C.REG.7	Registration due to change of an installation parameter	PASS
6.1.4.2.2	WINNF.FT.D.REG.9	Domain Proxy Missing Required parameters (responseCode 102)	PASS
6.1.4.2.4	WINNF.FT.D.REG.11	Domain Proxy Pending registration (responseCode 200)	PASS
6.1.4.2.6	WINNF.FT.D.REG.13	Domain Proxy Invalid parameters (responseCode 103)	PASS
6.1.4.2.8	WINNF.FT.D.REG.15	Domain Proxy Blacklisted CBSD (responseCode 101)	PASS
6.1.4.2.10	WINNF.FT.D.REG.17	Domain Proxy Unsupported SAS protocol version (responseCode 100)	PASS
6.1.4.2.12	WINNF.FT.D.REG.19	Domain Proxy Group Error (responseCode 201)	PASS
6.3.4.2.1	WINNF.FT.C.GRA.1	Unsuccessful Grant responseCode=400 (INTERFERENCE)	PASS
6.3.4.2.2	WINNF.FT.C.GRA.2	Unsuccessful Grant responseCode=401 (GRANT_CONFLICT)	PASS
6.4.4.1.2	WINNF.FT.D.HBT.2	Domain Proxy Heartbeat Success Case (first Heartbeat Response)	PASS
6.4.4.2.1	WINNF.FT.C.HBT.3	Heartbeat responseCode=105 (DEREGISTER)	PASS
6.4.4.2.3	WINNF.FT.C.HBT.5	Heartbeat responseCode=501 (SUSPENDED_GRANT) in First Heartbeat Response	PASS
6.4.4.2.4	WINNF.FT.C.HBT.6	Heartbeat responseCode=501 (SUSPENDED_GRANT) in Subsequent Heartbeat Response	PASS
6.4.4.2.5	WINNF.FT.C.HBT.7	Heartbeat responseCode=502 (UNSYNC_OP_PARAM)	PASS
6.4.4.2.6	WINNF.FT.D.HBT.8	Domain Proxy Heartbeat responseCode=500 (TERMINATED_GRANT)	PASS
6.4.4.3.1	WINNF.FT.C.HBT.9	Heartbeat Response Absent (First Heartbeat)	PASS
6.4.4.3.2	WINNF.FT.C.HBT.10	Heartbeat Response Absent (Subsequent Heartbeat)	PASS
6.5.4.2.3	WINNF.FT.C.MES.3	Grant Response contains measReportConfig	PASS
6.5.4.2.5	WINNF.FT.D.MES.5	Domain Proxy Heartbeat Response contains measReportConfig	PASS
6.6.4.1.2	WINNF.FT.D.RLQ.2	Domain Proxy Successful Relinquishment	PASS
6.7.4.1.2	WINNF.FT.D.DRG.2	Domain Proxy Successful Deregistration	PASS

Section	Test Case ID	Test Case Title	Test Result
6.8.4.1.1	WINNF.FT.C.SCS.1	Successful TLS connection between UUT and SAS Test Harness	PASS
6.8.4.2.1	WINNF.FT.C.SCS.2	TLS failure due to revoked certificate	PASS
6.8.4.2.2	WINNF.FT.C.SCS.3	TLS failure due to expired server certificate	PASS
6.8.4.2.3	WINNF.FT.C.SCS.4	TLS failure when SAS Test Harness certificate is issue by unknown CA	PASS
6.8.4.2.4	WINNF.FT.C.SCS.5	TLS failure when certificate at the SAS Test Harness is corrupted	PASS
7.1.4.1.1	WINNF.PT.C.HBT	UUT RF Transmit Power Measurement	PASS

2.3 Time test for getting Grant Summary

Trail	Time limit	Monitoring time	Measured result	Verdict
1	1 second	10 seconds	1.7ms	PASS
2	10 seconds	300 seconds	390ms	PASS
3	20 seconds	3600 seconds	18.75s	PASS

2.4 Support Equipment

Name	Manufacturer	Type/Model	Serial Number	FCC ID
Q710	Ruckus	P01-Q710-US02	991929000175	S9GQ710US02

2.5 Test Equipment List

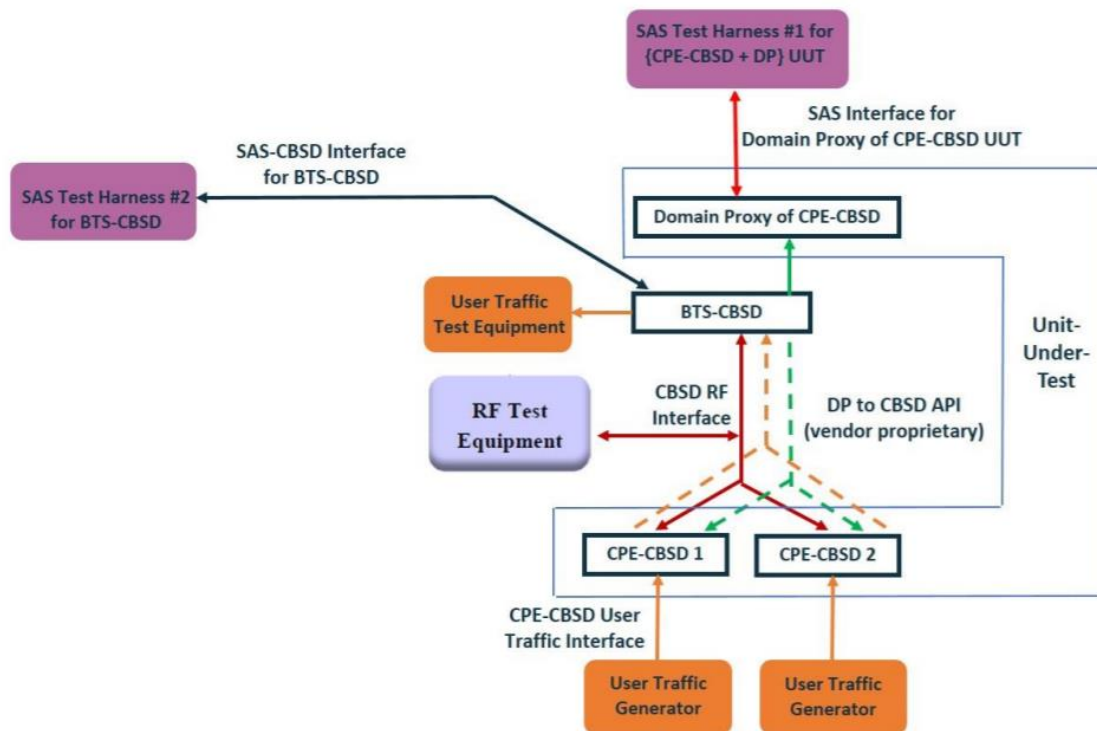
Name	Manufacturer	Type/Model	Serial Number	Calibration	
				Last Cal.	Due Date
Spectrum Analyzer	Keysight	N9010A	MY57120184	Nov. 20, 2019	Nov. 19, 2020
Spectrum Analyzer	Rohde & Schwarz	FSV40	101909	May 19, 2020	May 18, 2021

3. Measurement Environment

Measurement Environment Information	
SAS Test Harness version	1.0.0.3
Operating System	Windows 10
TLS version	V 1.2
Python version	V 2.7

Conditional Test Case		
Support (Yes / No)	Condition	Definition
Yes	C1	Mandatory for UUT which supports multi-step registration message
No	C2	Mandatory for UUT which supports single-step registration with no CPI-signed data in the registration message. By definition, this is a subset of Category A devices which determine all registration information, including location, without CPI intervention.
Yes	C3	Mandatory for UUT which supports single-step registration containing CPIsigned data in the registration message.
No	C4	Mandatory for UUT which supports RECEIVED_POWER_WITHOUT_GRANT measurement report type
Yes	C5	Mandatory for UUT which supports RECEIVED_POWER_WITH_GRANT measurement report type.
Yes	C6	Mandatory for UUT which supports parameter change being made at the UUT and prior to sending a deregistration.

3.1 Test configuration with Domain Proxy



3.2 Standards

- [n.1]. FCC KDB 940660 D02 CPE-CBSD Handshake Procedures v02, 22 October 2019
- [n.2]. WINNF-TS-0122 Version 1.0.1, "Conformance and Performance Test Technical Specification; CBSD/DP as Unit Under Test (UUT)", 28 September 2018
- [n.3]. WINNF-TS-0016 Version 1.2.5, "SAS to CBSD Technical Specification", 18 May 2020

3.3 Protocol test procedure

The test cases for SAS<->CBSD protocol in [n.2] apply for CPE-CBSD device type. Following the [n.1], when running the test cases in [n.2] for CPE-CBSD device type, verify that

1. CPE-CBSD can begin transmitting its RF only after receiving radio signal from its compatible BTS-CBSD.
2. For all CPE-CBSD RF transmissions, the CPE-CBSD UUT radio frequency range and bandwidth are less or equal to the frequency range and bandwidth of its compatible BTS-CBSD.
3. Judging the last execution step appearing in [n.2] with "User data traffics" instead of "RF transmission."



3.4 Time test for getting Grant Procedure

Use the WinnForum SAS Harness run test case WINNF.FT.C.GRA.1. Without answering the last question in WINNF.FT.C.GRA.1 will keep UUT's grant request being rejected, then measure the time.

4. Protocol Test Results

4.1 [WINNF.FT.D.REG.2] Domain Proxy Multi-Step registration

#	Test Execution Steps	Results
1	<p>Ensure the following conditions are met for test entry:</p> <ul style="list-style-type: none"> • UUT has successfully completed SAS Discovery and Authentication with SAS Test Harness • UUT is in the Unregistered state 	--
2	<p>DP with two CBSD sends correct Registration request information, as specified in [n.5], in the form of one 2-element Array or as individual messages to the SAS Test Harness:</p> <ul style="list-style-type: none"> • The required <i>userId</i>, <i>fcid</i> and <i>cbsdSerialNumber</i> registration parameters shall be sent for each CBSD and conform to proper format and acceptable ranges. • Any REG-conditional or optional registration parameters that may be included in the message shall be verified that they conform to proper format and are within acceptable ranges. <p>Note: It is outside the scope of this document to test the Registration information that is supplied via another means.</p>	PASS
3	<ul style="list-style-type: none"> • SAS Test Harness sends a CBSD Registration Response in the form of one 2-element Array or individual messages as follows: <ul style="list-style-type: none"> – <i>cbsdId</i> = Ci – <i>measReportConfig</i> shall not be included – <i>responseCode</i> = 0 for each CBSD 	--
4	<p>After completion of step 3, SAS Test Harness will not provide any positive response (<i>responseCode</i>=0) to further request messages from the UUT.</p>	--
5	<p>Monitor the RF output of each UUT from start of test until 60 seconds after Step 3 is complete. This is the end of the test. Verify:</p> <ul style="list-style-type: none"> • UUT shall not transmit RF 	PASS

4.2 [WINNF.FT.D.REG.6] Domain Proxy Single-Step registration for CBSD with CPI signed data

#	Test Execution Steps	Results
1	<p>Ensure the following conditions are met for test entry:</p> <ul style="list-style-type: none"> • UUT has successfully completed SAS Discovery and Authentication with SAS Test Harness • UUT is in the Unregistered state • All of the required and REG-Conditional parameters shall be configured and CPI signature provided 	--
2	<p>The DP with two CBSDs sends Registration requests in the form of one 2-element Array or as individual messages to the SAS Test Harness:</p> <ul style="list-style-type: none"> • The required <code>userId</code>, <code>fcid</code> and <code>cbsdSerialNumber</code> and REG-Conditional <code>cbsdCategory</code>, <code>airInterface</code>, <code>measCapability</code> and <code>cpiSignatureData</code> registration parameters shall be sent from the CBSD and conform to proper format and acceptable ranges. • Any optional registration parameters that may be included in the message shall be verified that they conform to proper format and are within acceptable ranges. 	PASS
3	<ul style="list-style-type: none"> • SAS Test Harness sends a CBSD Registration Response in the form of one 2-element Array or as individual messages as follows: <ul style="list-style-type: none"> – <code>cbsdId</code> = Ci – <code>measReportConfig</code> for each CBSD shall not be included. – <code>responseCode</code> = 0 for each CBSD 	--
4	<p>After completion of step 3, SAS Test Harness will not provide any positive response (<code>responseCode=0</code>) to further request messages from the UUT.</p>	--
5	<p>Monitor the RF output of each UUT from start of test until 60 seconds after Step 3 is complete. This is the end of the test. Verify:</p> <ul style="list-style-type: none"> • UUT shall not transmit RF 	PASS

4.3 [WINNF.FT.C.REG.7] Registration due to change of an installation parameter

#	Test Execution Steps	Results
1	Ensure the following conditions are met for test entry: <ul style="list-style-type: none">• UUT has successfully completed SAS Discovery and Authentication with SAS Test Harness	--
2	UUT has successfully registered with SAS Test Harness	--
3	Change an installation parameters at the UUT (time T) Tester needs to record the current time at which the parameter change is executed.	--
4	Monitor the SAS-CBSD interface. UUT sends a deregistrationRequest to the SAS Test Harness The deregistration request shall be sent within (T + 60 seconds) from step 3.	PASS

4.4 [WINNF.FT.D.REG.9] Domain Proxy Missing Required parameters (responseCode 102)

#	Test Execution Steps	Results
1	Ensure the following conditions are met for test entry: <ul style="list-style-type: none"> • UUT has successfully completed SAS Discovery and Authentication with SAS Test Harness • UUT is in the Unregistered state 	--
2	The DP with two CBSDs sends a Registration request in the form of one 2-element Array or as individual messages to SAS Test Harness.	--
3	SAS Test Harness sends a CBSD Registration Response in the form of one 2-element Array or as individual messages as follows: <ul style="list-style-type: none"> – SAS response does not include a <i>cbsdId</i>. – <i>responseCode</i> = Ri for CBSD1 and CBSD2 	--
4	After completion of step 3, SAS Test Harness will not provide any positive response (<i>responseCode</i> =0) to further request messages from the UUT.	--
5	Monitor the RF output of each UUT from start of test until 60 seconds after Step 3 is complete. This is the end of the test. Verify: <ul style="list-style-type: none"> • UUT shall not transmit RF 	PASS

4.5 [WINNF.FT.D.REG.11] Domain Proxy Pending registration (responseCode 200)

#	Test Execution Steps	Results
1	<p>Ensure the following conditions are met for test entry:</p> <ul style="list-style-type: none"> • UUT has successfully completed SAS Discovery and Authentication with SAS Test Harness • UUT is in the Unregistered state 	--
2	The DP with two CBSDs sends a Registration request in the form of one 2-element Array or as individual messages to SAS Test Harness.	--
3	<p>SAS Test Harness sends a CBSD Registration Response in the form of one 2-element Array or as individual messages as follows:</p> <ul style="list-style-type: none"> – SAS response does not include a <i>cbsdId</i>. – <i>responseCode</i> = Ri for CBSD1 and CBSD2 	--
4	After completion of step 3, SAS Test Harness will not provide any positive response (<i>responseCode</i> =200) to further request messages from the UUT.	--
5	<p>Monitor the RF output of each UUT from start of test until 60 seconds after Step 3 is complete. This is the end of the test. Verify:</p> <ul style="list-style-type: none"> • UUT shall not transmit RF 	PASS

4.6 [WINNF.FT.D.REG.13] Domain Proxy Invalid parameters (responseCode 103)

#	Test Execution Steps	Results
1	<p>Ensure the following conditions are met for test entry:</p> <ul style="list-style-type: none"> • UUT has successfully completed SAS Discovery and Authentication with SAS Test Harness • UUT is in the Unregistered state 	--
2	The DP with two CBSDs sends a Registration request in the form of one 2-element Array or as individual messages to SAS Test Harness.	--
3	<p>SAS Test Harness sends a CBSD Registration Response in the form of one 2-element Array or as individual messages as follows:</p> <ul style="list-style-type: none"> – SAS response does not include a <i>cbsdId</i>. – <i>responseCode</i> = Ri for CBSD1 and CBSD2 	--
4	After completion of step 3, SAS Test Harness will not provide any positive response (<i>responseCode</i> R1 = 0 for CBSD1 and R2 = 103 for CBSD2) to further request messages from the UUT.	--
5	<p>Monitor the RF output of each UUT from start of test until 60 seconds after Step 3 is complete. This is the end of the test. Verify:</p> <ul style="list-style-type: none"> • UUT shall not transmit RF 	PASS

4.7 [WINNF.FT.D.REG.15] Domain Proxy Blacklisted CBSD (responseCode 101)

#	Test Execution Steps	Results
1	<p>Ensure the following conditions are met for test entry:</p> <ul style="list-style-type: none"> • UUT has successfully completed SAS Discovery and Authentication with SAS Test Harness • UUT is in the Unregistered state 	--
2	The DP with two CBSDs sends a Registration request in the form of one 2-element Array or as individual messages to SAS Test Harness.	--
3	<p>SAS Test Harness sends a CBSD Registration Response in the form of one 2-element Array or as individual messages as follows:</p> <ul style="list-style-type: none"> – SAS response does not include a <i>cbsdId</i>. – <i>responseCode</i> = Ri for CBSD1 and CBSD2 	--
4	After completion of step 3, SAS Test Harness will not provide any positive response (<i>responseCode</i> R1 = 0 for CBSD1 and R2 = 101 for CBSD2) to further request messages from the UUT.	--
5	<p>Monitor the RF output of each UUT from start of test until 60 seconds after Step 3 is complete. This is the end of the test. Verify:</p> <ul style="list-style-type: none"> • UUT shall not transmit RF 	PASS

4.8 [WINNF.FT.D.REG.17] Domain Proxy Unsupported SAS protocol version (responseCode 100)

#	Test Execution Steps	Results
1	Ensure the following conditions are met for test entry: <ul style="list-style-type: none"> • UUT has successfully completed SAS Discovery and Authentication with SAS Test Harness • UUT is in the Unregistered state 	--
2	The DP with two CBSDs sends a Registration request in the form of one 2-element Array or as individual messages to SAS Test Harness.	--
3	SAS Test Harness sends a CBSD Registration Response in the form of one 2-element Array or as individual messages as follows: <ul style="list-style-type: none"> – SAS response does not include a <i>cbsdId</i>. – <i>responseCode</i> = Ri for CBSD1 and CBSD2 	--
4	After completion of step 3, SAS Test Harness will not provide any positive response (<i>responseCode</i> (Ri) = 100 for each CBSD) to further request messages from the UUT.	--
5	Monitor the RF output of each UUT from start of test until 60 seconds after Step 3 is complete. This is the end of the test. Verify: <ul style="list-style-type: none"> • UUT shall not transmit RF 	PASS

4.9 [WINNF.FT.D.REG.19] Domain Proxy Group Error (responseCode 201)

#	Test Execution Steps	Results
1	<p>Ensure the following conditions are met for test entry:</p> <ul style="list-style-type: none"> • UUT has successfully completed SAS Discovery and Authentication with SAS Test Harness • UUT is in the Unregistered state 	--
2	The DP with two CBSDs sends a Registration request in the form of one 2-element Array or as individual messages to SAS Test Harness.	--
3	<p>SAS Test Harness sends a CBSD Registration Response in the form of one 2-element Array or as individual messages as follows:</p> <ul style="list-style-type: none"> – SAS response does not include a <i>cbsdId</i>. – <i>responseCode</i> = Ri for CBSD1 and CBSD2 	--
4	After completion of step 3, SAS Test Harness will not provide any positive response (<i>responseCode</i> R1 = 0 for CBSD1 and R2 = 201 for CBSD2) to further request messages from the UUT.	--
5	<p>Monitor the RF output of each UUT from start of test until 60 seconds after Step 3 is complete. This is the end of the test. Verify:</p> <ul style="list-style-type: none"> • UUT shall not transmit RF 	PASS

4.10[WINNF.FT.C.GRA.1] Unsuccessful Grant responseCode=400 (INTERFERENCE)

#	Test Execution Steps	Results
1	Ensure the following conditions are met for test entry: <ul style="list-style-type: none"> UUT has registered successfully with SAS Test Harness, with <i>cbsdId = C</i> 	--
2	UUT sends valid Grant Request.	--
3	SAS Test Harness sends a Grant Response message, including <ul style="list-style-type: none"> <i>cbsdId=C</i> <i>responseCode = R</i> 	--
4	After completion of step 3, SAS Test Harness will not provide any positive response (<i>responseCode=0</i>) to further request messages from the UUT.	--
5	Monitor the RF output of the UUT from start of test until 60 seconds after Step 3 is complete. This is the end of the test. Verify: <ul style="list-style-type: none"> UUT shall not transmit RF 	PASS

4.11[WINNF.FT.C.GRA.2] Unsuccessful Grant responseCode=401 (GRANT_CONFLICT)

#	Test Execution Steps	Results
1	Ensure the following conditions are met for test entry: <ul style="list-style-type: none"> • UUT has registered successfully with SAS Test Harness, with <i>cbsdId = C</i> 	--
2	UUT sends valid Grant Request.	--
3	SAS Test Harness sends a Grant Response message, including <ul style="list-style-type: none"> • <i>cbsdId=C</i> • <i>responseCode = R</i> 	--
4	After completion of step 3, SAS Test Harness will not provide any positive response (<i>responseCode=401</i>) to further request messages from the UUT.	--
5	Monitor the RF output of the UUT from start of test until 60 seconds after Step 3 is complete. This is the end of the test. Verify: <ul style="list-style-type: none"> • UUT shall not transmit RF 	PASS

4.12[WINNF.FT.D.HBT.2] Domain Proxy Heartbeat Success Case (first Heartbeat Response)

#	Test Execution Steps	Results
1	Ensure the following conditions are met for test entry:	--
	<ul style="list-style-type: none"> DP has two CBSD registered successfully with SAS Test Harness, with <i>cbsdId</i> = Ci, i={1,2} 	
2	DP sends a message: <ul style="list-style-type: none"> If message is a Spectrum Inquiry Request, go to step 3 If message is a Grant Request, go to step 5 	--
3	DP sends a Spectrum Inquiry Request message for each CBSD. This may occur in a separate message per CBSD, or together in a single message with array of 2. Verify Spectrum Inquiry Request message is formatted correctly for each CBSD, including for CBSDi, i={1,2}: <ul style="list-style-type: none"> <i>cbsdId</i> = Ci List of frequencyRange objects sent by DP are within the CBRS frequency range 	PASS
4	If a separate Spectrum Inquiry Request message was sent for each CBSD, the SAS Test Harness shall respond to each Spectrum Inquiry Request message with a separate Spectrum Inquiry Response message. If a single Spectrum Inquiry Request message was sent containing a 2-object array (one per CBSD), the SAS Test Harness shall respond with a single Spectrum Inquiry Response message containing a 2-object array. Verify parameters for each CBSD within the Spectrum Inquiry Response message are as follows, for CBSDi, i={1,2}: <ul style="list-style-type: none"> <i>cbsdId</i> = Ci <i>availableChannel</i> is an array of availableChannel objects <i>responseCode</i> = 0 	--

#	Test Execution Steps	Results
5	<p>DP sends a Grant Request message for each CBSD. This may occur in a separate message per CBSD, or together in a single message with array of 2. Verify Grant Request message is formatted correctly for each CBSD, including for CBSD_i, $i=\{1,2\}$:</p> <ul style="list-style-type: none"> • <i>cbsdId</i> = C • maxEIRP is at or below the limit appropriate for CBSD category as defined by Part 96 • operationFrequencyRange, <i>Fi</i>, sent by UUT is a valid range within the CBRS band 	PASS
6	<p>If a separate Grant Request message was sent for each CBSD, the SAS Test Harness shall respond to each Grant Request message with a separate Grant Response message.</p>	--
	<p>If a single Grant Request message was sent containing a 2-object array (one per CBSD), the SAS Test Harness shall respond with a single Grant Response message containing a 2-object array.</p> <p>Verify parameters for each CBSD within the Grant Response message are as follows, for CBSD_i, $i=\{1,2\}$:</p> <ul style="list-style-type: none"> • <i>cbsdId</i> = C_i • <i>grantId</i> = G_i = a valid grant ID • <i>grantExpireTime</i> = UTC time greater than duration of the test • <i>responseCode</i> = 0 	
7	<p>Ensure DP sends first Heartbeat Request message for each CBSD. This may occur in a separate message per CBSD, or together in a single message with array of 2.</p> <p>Verify Heartbeat Request message is formatted correctly for each CBSD, including, for CBSD_i $i=\{1,2\}$:</p> <ul style="list-style-type: none"> • <i>cbsdId</i> = C_i, $i=\{1,2\}$ • <i>grantId</i> = G_i, $i=\{1,2\}$ • <i>operationState</i> = "GRANTED" 	PASS

#	Test Execution Steps	Results
8	<p>If a separate Heartbeat Request message was sent for each CBSD by the DP, the SAS Test Harness shall respond to each Heartbeat Request message with a separate Heartbeat Response message.</p> <p>If a single Heartbeat Request message was sent by the DP containing a 2-object array (one per CBSD), the SAS Test Harness shall respond with a single Heartbeat Response message containing a 2-object array.</p> <p>Verify parameters for each CBSD within the Heartbeat Response message are as follows, for CBSDi:</p> <ul style="list-style-type: none"> • <i>cbsdId</i> = Ci • <i>grantId</i> = Gi • <i>transmitExpireTime</i> = current UTC time + 200 seconds • <i>responseCode</i> = 0 	--
9	<p>For further Heartbeat Request messages sent from DP after completion of step 8, validate message is sent within latest specified heartbeatInterval for CBSDi:</p> <ul style="list-style-type: none"> • <i>cbsdId</i> = Ci • <i>grantId</i> = Gi • <i>operationState</i> = "AUTHORIZED" <p>and SAS Test Harness responds with a Heartbeat Response message including the following parameters, for CBSDi</p> <ul style="list-style-type: none"> • <i>cbsdId</i> = Ci • <i>grantId</i> = Gi • <i>transmitExpireTime</i> = current UTC time + 200 seconds 	PASS
	<ul style="list-style-type: none"> • <i>responseCode</i> = 0 	
10	<p>Monitor the RF output of the UUT from start of test until UUT transmission commences. Monitor the RF output of the UUT from start of test until RF transmission commences. Verify:</p> <ul style="list-style-type: none"> • UUT does not transmit at any time prior to completion of the first heartbeat response • UUT transmits after step 8 is complete, and its transmission is limited to within the bandwidth range Fi. 	PASS

4.13[WINNF.FT.C.HBT.3] Heartbeat responseCode=105 (DEREGISTER)

#	Test Execution Steps	Results
1	<p>Ensure the following conditions are met for test entry:</p> <ul style="list-style-type: none"> • UUT has registered successfully with SAS Test Harness • UUT has a valid single grant as follows: <ul style="list-style-type: none"> ○ valid <i>cbsdId</i> = C ○ valid <i>grantId</i> = G ○ grant is for frequency range F, power P ○ <i>grantExpireTime</i> = UTC time greater than duration of the test • UUT is in AUTHORIZED state and is transmitting within the grant bandwidth F on RF interface 	--
2	<p>UUT sends a Heartbeat Request message.</p> <p>Ensure Heartbeat Request message is sent within Heartbeat Interval specified in the latest Heartbeat Response, and formatted correctly, including:</p> <ul style="list-style-type: none"> • <i>cbsdId</i> = C • <i>grantId</i> = G • <i>operationState</i> = "AUTHORIZED" 	PASS
3	<p>SAS Test Harness sends a Heartbeat Response message, including the following parameters:</p> <ul style="list-style-type: none"> • <i>cbsdId</i> = C • <i>grantId</i> = G 	--
	<ul style="list-style-type: none"> • <i>transmitExpireTime</i> = T = Current UTC time • <i>responseCode</i> = 105 (DEREGISTER) 	
4	<p>After completion of step 3, SAS Test Harness shall not allow any further grants to the UUT.</p>	--
5	<p>Monitor the RF output of the UUT. Verify:</p> <ul style="list-style-type: none"> • UUT shall stop transmission within (T + 60 seconds) of completion of step 3 	PASS

4.14[WINNF.FT.C.HBT.5] Heartbeat responseCode=501 (SUSPENDED_GRANT) in First Heartbeat Response

#	Test Execution Steps	Results
1	<p>Ensure the following conditions are met for test entry:</p> <ul style="list-style-type: none"> • UUT has registered successfully with SAS Test Harness • UUT has a valid single grant as follows: <ul style="list-style-type: none"> ○ valid <i>cbsdId</i> = C ○ valid <i>grantId</i> = G ○ grant is for frequency range F, power P ○ <i>grantExpireTime</i> = UTC time greater than duration of the test • UUT is in GRANTED, but not AUTHORIZED state (i.e. has not performed its first Heartbeat Request) 	--
2	<p>UUT sends a Heartbeat Request message.</p> <p>Verify Heartbeat Request message is formatted correctly, including:</p> <ul style="list-style-type: none"> • <i>cbsdId</i> = C • <i>grantId</i> = G • <i>operationState</i> = "GRANTED" 	PASS
3	<p>SAS Test Harness sends a Heartbeat Response message, including the following parameters:</p> <ul style="list-style-type: none"> • <i>cbsdId</i> = C • <i>grantId</i> = G • <i>transmitExpireTime</i> = T = current UTC time • <i>responseCode</i> = 501 (SUSPENDED_GRANT) 	--
4	<p>After completion of step 3, SAS Test Harness shall not allow any further grants to the UUT.</p>	--
5	<p>Monitor the SAS-CBSD interface. Verify either A OR B occurs:</p> <p>A. UUT sends a Heartbeat Request message. Ensure message is sent within latest specified heartbeatInterval, and is correctly formatted with parameters:</p> <ul style="list-style-type: none"> • <i>cbsdId</i> = C • <i>grantId</i> = G • <i>operationState</i> = "GRANTED" <p>B. UUT sends a Relinquishment request message. Ensure message is correctly formatted with parameters:</p> <ul style="list-style-type: none"> • <i>cbsdId</i> = C • <i>grantId</i> = G <p>Monitor the RF output of the UUT. Verify:</p> <ul style="list-style-type: none"> • UUT does not transmit at any time 	PASS

4.15[WINNF.FT.C.HBT.6] Heartbeat responseCode=501 (SUSPENDED_GRANT) in Subsequent Heartbeat Response

#	Test Execution Steps	Results
1	<p>Ensure the following conditions are met for test entry:</p> <ul style="list-style-type: none"> • UUT has registered successfully with SAS Test Harness • UUT has a valid single grant as follows: <ul style="list-style-type: none"> ○ valid <i>cbsdId</i> = C ○ valid <i>grantId</i> = G ○ grant is for frequency range F, power P ○ <i>grantExpireTime</i> = UTC time greater than duration of the test • UUT is in AUTHORIZED state and is transmitting within the grant bandwidth F on RF interface 	--
2	<p>UUT sends a Heartbeat Request message.</p> <p>Verify Heartbeat Request message is sent within latest specified heartbeatInterval, and is formatted correctly, including:</p> <ul style="list-style-type: none"> • <i>cbsdId</i> = C • <i>grantId</i> = G • <i>operationState</i> = "AUTHORIZED" 	PASS
3	<p>SAS Test Harness sends a Heartbeat Response message, including the following parameters:</p> <ul style="list-style-type: none"> • <i>cbsdId</i> = C • <i>grantId</i> = G • <i>transmitExpireTime</i> = T = current UTC time • <i>responseCode</i> = 501 (SUSPENDED_GRANT) 	--
4	<p>After completion of step 3, SAS Test Harness shall not allow any further grants to the UUT.</p>	--

#	Test Execution Steps	Results
5	<p>Monitor the SAS-CBSD interface. Verify either A OR B occurs:</p> <p>A. UUT sends a Heartbeat Request message. Ensure message is sent within latest specified heartbeatInterval, and is correctly formatted with parameters:</p> <ul style="list-style-type: none"> • <i>cbsdId</i> = C • <i>grantId</i> = G • <i>operationState</i> = "GRANTED" <p>B. UUT sends a Relinquishment Request message. Ensure message is correctly formatted with parameters:</p> <ul style="list-style-type: none"> • <i>cbsdId</i> = C • <i>grantId</i> = G <p>Monitor the RF output of the UUT. Verify:</p>	PASS
	<ul style="list-style-type: none"> • UUT shall stop transmission within (<i>T</i> + 60 seconds) of completion of step 3 	

4.16[WINNF.FT.C.HBT.7] Heartbeat responseCode=502 (UNSYNC_OP_PARAM)

#	Test Execution Steps	Results
1	<p>Ensure the following conditions are met for test entry:</p> <ul style="list-style-type: none"> • UUT has registered successfully with SAS Test Harness • UUT has a valid single grant as follows: <ul style="list-style-type: none"> ○ valid <i>cbsdId</i> = C ○ valid <i>grantId</i> = G ○ grant is for frequency range F, power P ○ <i>grantExpireTime</i> = UTC time greater than duration of the test • UUT is in AUTHORIZED state and is transmitting within the grant bandwidth F on RF interface 	--
2	<p>UUT sends a Heartbeat Request message. Verify Heartbeat Request message is sent within latest specified <i>heartbeatInterval</i>, and is formatted correctly, including:</p> <ul style="list-style-type: none"> • <i>cbsdId</i> = C • <i>grantId</i> = G • <i>operationState</i> = "AUTHORIZED" 	PASS
3	<p>SAS Test Harness sends a Heartbeat Response message, including the following parameters:</p> <ul style="list-style-type: none"> • <i>cbsdId</i> = C • <i>grantId</i> = G • <i>transmitExpireTime</i> = T = Current UTC Time • <i>responseCode</i> = 502 (UNSYNC_OP_PARAM) 	--
4	<p>After completion of step 3, SAS Test Harness shall not allow any further grants to the UUT.</p>	--
5	<p>Monitor the SAS-CBSD interface. Verify:</p> <ul style="list-style-type: none"> • UUT sends a Grant Relinquishment Request message. Verify message is correctly formatted with parameters: <ul style="list-style-type: none"> ○ <i>cbdsId</i> = C ○ <i>grantId</i> = G <p>Monitor the RF output of the UUT. Verify:</p> <ul style="list-style-type: none"> • UUT shall stop transmission within (T+60) seconds of completion of step 3. 	PASS

4.17[WINNF.FT.D.HBT.8] Domain Proxy Heartbeat responseCode=500 (TERMINATED_GRANT)

#	Test Execution Steps	Results
1	<p>Ensure the following conditions are met for test entry:</p> <ul style="list-style-type: none"> DP has two CBSD registered successfully with SAS Test Harness Each CBSD {1,2} has a valid single grant as follows: <ul style="list-style-type: none"> valid <i>cbsdId</i> = Ci, i={1,2} valid <i>grantId</i> = Gi, i={1,2} grant is for frequency range Fi, power Pi <i>grantExpireTime</i> = UTC time greater than duration of the test Both CBSD are in AUTHORIZED state and transmitting within their granted bandwidth on RF interface 	--
2	<p>DP sends a Heartbeat Request message for each CBSD. This may occur in a separate message per CBSD, or together in a single message with array of size 2.</p> <p>Verify Heartbeat Request message is sent within latest specified <i>heartbeatInterval</i>, and is formatted correctly for each CBSD, including, for CBSDi i={1,2}:</p> <ul style="list-style-type: none"> <i>cbsdId</i> = Ci, i = {1,2} <i>grantId</i> = Gi, i = {1,2} <i>operationState</i> = "AUTHORIZED" 	PASS

#	Test Execution Steps	Results
3	<p>If separate Heartbeat Request message was sent for each CBSD by the DP, the SAS Test Harness shall respond to each Heartbeat Request message with a separate Heartbeat Response message.</p> <p>If a single Heartbeat Request message was sent by the DP containing a 2-object array (one per CBSD), the SAS Test Harness shall respond with a single Heartbeat Response message containing a 2-object array.</p> <p>Parameters for each CBSD within the Heartbeat Response message should be as follows, for CBSDi:</p> <ul style="list-style-type: none"> • <i>cbsdId</i> = Ci • <i>grantId</i> = Gi • For CBSD1: <ul style="list-style-type: none"> ○ <i>transmitExpireTime</i> = current UTC time + 200 seconds ○ <i>responseCode</i> = 0 • For CBSD2: <ul style="list-style-type: none"> ○ <i>transmitExpireTime</i> = T = current UTC time ○ <i>responseCode</i> = 500 (TERMINATED_GRANT) 	--
4	<p>After completion of step 3, SAS Test Harness shall not allow any further grants to the UUT.</p> <p>If CBSD sends further Heartbeat Request messages for CBSD1, SAS Test Harness shall respond with a Heartbeat Response message with parameters:</p> <ul style="list-style-type: none"> • <i>cbsdId</i> = C1 • <i>grantId</i> = G1 • <i>transmitExpireTime</i> = current UTC time + 200 seconds • <i>responseCode</i> = 0 • Heartbeat Request message is within <i>heartbeatInterval</i> of previous Heartbeat Request message 	--
5	<p>Monitor the RF output of CBSD2. Verify:</p> <ul style="list-style-type: none"> • CBSD2 shall stop transmission within bandwidth F2 within (T + 60 seconds) of completion of step 3 	PASS

4.18[WINNF.FT.C.HBT.9] Heartbeat Response Absent (First Heartbeat)

#	Test Execution Steps	Results
1	<p>Ensure the following conditions are met for test entry:</p> <ul style="list-style-type: none"> • UUT has registered successfully with SAS Test Harness • UUT has a valid single grant as follows: <ul style="list-style-type: none"> ○ valid <i>cbsdId</i> = C ○ valid <i>grantId</i> = G ○ grant is for frequency range F, power P ○ <i>grantExpireTime</i> = UTC time greater than duration of the test • UUT is in GRANTED, but not AUTHORIZED state (i.e. has not performed its first Heartbeat Request) 	--
2	<p>UUT sends a Heartbeat Request message.</p> <p>Ensure Heartbeat Request message is sent within latest specified <i>heartbeatInterval</i>, and is formatted correctly, including:</p> <ul style="list-style-type: none"> • <i>cbsdId</i> = C • <i>grantId</i> = G 	PASS
	<ul style="list-style-type: none"> • <i>operationState</i> = "GRANTED" 	
3	<p>After completion of Step 2, SAS Test Harness does not respond to any further messages from UUT to simulate loss of network connection</p>	--
4	<p>Monitor the RF output of the UUT from start of test to 60 seconds after step 3.</p> <p>Verify:</p> <ul style="list-style-type: none"> • At any time during the test, UUT shall not transmit on RF interface 	PASS

4.19[WINNF.FT.C.HBT.10] Heartbeat Response Absent (Subsequent Heartbeat)

#	Test Execution Steps	Results
1	<p>Ensure the following conditions are met for test entry:</p> <ul style="list-style-type: none"> • UUT has registered successfully with SAS Test Harness • UUT has a valid single grant as follows: <ul style="list-style-type: none"> ○ valid <i>cbsdId</i> = C ○ valid <i>grantId</i> = G ○ grant is for frequency range F, power P ○ <i>grantExpireTime</i> = UTC time greater than duration of the test • UUT is in AUTHORIZED state and is transmitting within the grant bandwidth F on RF interface 	--
2	<p>UUT sends a Heartbeat Request message.</p> <p>Verify Heartbeat Request message is sent within the latest specified <i>heartbeatInterval</i>, and is formatted correctly, including:</p> <ul style="list-style-type: none"> • <i>cbsdId</i> = C • <i>grantId</i> = G • <i>operationState</i> = "AUTHORIZED" 	PASS
3	<p>SAS Test Harness sends a Heartbeat Response message, with the following parameters:</p> <ul style="list-style-type: none"> • <i>cbsdId</i> = C • <i>grantId</i> = G • <i>transmitExpireTime</i> = current UTC time + 200 seconds • <i>responseCode</i> = 0 	--
4	<p>After completion of Step 3, SAS Test Harness does not respond to any further messages from UUT</p>	--
5	<p>Monitor the RF output of the UUT. Verify:</p> <ul style="list-style-type: none"> • UUT shall stop all transmission on RF interface within (<i>transmitExpireTime</i> + 60 seconds), using the <i>transmitExpireTime</i> sent in Step 3. 	PASS

4.20[WINNF.FT.C.MES.3] Grant Response contains measReportConfig

#	Test Execution Steps	Results
1	<p>Ensure the following conditions are met for test entry:</p> <ul style="list-style-type: none"> • UUT has successfully completed SAS Discovery and Authentication with SAS Test Harness • UUT has successfully registered with SAS Test Harness, with <i>cbsdId</i>=C and <i>measCapability</i> = "RECEIVED_POWER_WITH_GRANT" 	--
2	<p>UUT sends a Grant Request message.</p> <p>Verify Grant Request message contains all required parameters properly formatted, and specifically:</p> <ul style="list-style-type: none"> • <i>cbsdId</i> = C • <i>operationParam</i> is present and format is valid 	PASS
3	<p>SAS Test Harness sends a Grant Response message, with the following parameters:</p> <ul style="list-style-type: none"> • <i>cbsdId</i> = C • <i>grantId</i> = G = valid grant ID • <i>grantExpireTime</i> = UTC time in the future • <i>heartbeatInterval</i> = 60 seconds • <i>measReportConfig</i>= "RECEIVED_POWER_WITH_GRANT" • <i>operationParam</i> is set to valid operating parameters • <i>channelType</i> = "GAA" • <i>responseCode</i> = 0 	--
4	<p>UUT sends a Heartbeat Request message. Verify message contains all required parameters properly formatted, and specifically:</p> <ul style="list-style-type: none"> • <i>cbsdId</i> = C • <i>grantId</i> = G • <i>operationState</i> = "GRANTED" 	PASS

#	Test Execution Steps	Results
5	<p>If Heartbeat Request message (step 4) contains <i>measReport</i> object, then:</p> <ul style="list-style-type: none"> • verify <i>measReport</i> is properly formatted as object <i>rcvdPowerMeasReport</i> • end test, with PASS result <p>else, if Heartbeat Request message (step 4) does not contain <i>measReport</i> object, then:</p> <p>If number of Heartbeat Requests sent by UUT after Step 3 is = 5, then stop test with result of FAIL</p>	PASS
6	<p>SAS Test Harness sends a Heartbeat Response message, containing all required parameters properly formatted, and specifically:</p> <ul style="list-style-type: none"> • <i>cbsdId</i> = C • <i>grantId</i> = G • <i>transmitExpireTime</i> = current UTC time + 200 seconds • <i>responseCode</i> = 0 <p>Go to Step 4, above</p>	--

4.21 [WINNF.FT.D.MES.5] Domain Proxy Heartbeat Response contains measReportConfig

#	Test Execution Steps	Results
1	<p>Ensure the following conditions are met for test entry:</p> <ul style="list-style-type: none"> DP has successfully completed SAS Discovery and Authentication with SAS Test Harness DP has successfully registered 2 CBSD with SAS Test Harness, each with <i>cbsdId</i>=Ci, i={1,2} and <i>measCapability</i> = "RECEIVED_POWER_WITH_GRANT" DP has received a valid grant with <i>grantId</i> = Gi, i={1,2} for each CBSD Both CBSD are in Grant State AUTHORIZED and actively transmitting within the bounds of their grants. Grants have <i>heartbeatInterval</i> =60 seconds 	--
2	<p>Verify DP sends a Heartbeat Request message for each CBSD. This may occur in a separate message per CBSD, or together in a single message with array of 2.</p> <p>Verify Heartbeat Request message contains all required parameters properly formatted for each CBSD, specifically, for CBSDi:</p> <ul style="list-style-type: none"> <i>cbsdId</i> = Ci <i>grantId</i> = Gi <i>operationState</i> = "AUTHORIZED" 	PASS
3	<p>If a separate Heartbeat Request message was sent for each CBSD by the DP, the SAS Test Harness shall respond to each Heartbeat Request message with a separate Heartbeat Response message.</p> <p>If a single Heartbeat Request message was sent by the DP containing a 2-object array (one per CBSD), the SAS Test Harness shall respond with a single Heartbeat Response message containing a 2-object array.</p> <p>Parameters for each CBSD within the Heartbeat Response message containing all required parameters properly formatted, and specifically:</p> <ul style="list-style-type: none"> <i>cbsdId</i> = Ci <i>grantId</i> = Gi <i>measReportConfig</i>= "RECEIVED_POWER_WITH_GRANT" <i>responseCode</i> = 0 	--

#	Test Execution Steps	Results
4	<p>Verify DP sends a Heartbeat Request message for each CBSD. This may occur in a separate message per CBSD, or together in a single message with array of 2.</p> <p>Verify Heartbeat Request message contains all required parameters properly formatted for each CBSD, and specifically, for CBSD_i, $i = \{1,2\}$:</p> <ul style="list-style-type: none"> • <i>cbsdId</i> = <i>Ci</i> • <i>grantId</i> = <i>Gi</i> • <i>operationState</i> = "AUTHORIZED" • Check whether <i>measReport</i> is present, and if present, ensure it is a properly formatted <i>rcvdPowerMeasReport</i> object, and record its reception for each CBSD_i, $i = \{1,2\}$. 	PASS
5	<p>If Heartbeat Request message (step 4) contains <i>measReport</i> object, then:</p> <ul style="list-style-type: none"> • Verify <i>measReport</i> is properly formatted as object <i>rcvdPowerMeasReport</i> • record which CBSD have successfully sent a <i>measReport</i> object <p>If all CBSD_i, $i = \{1,2\}$ have successfully sent a <i>measReport</i> object, then</p> <ul style="list-style-type: none"> • end test, with PASS result <p>else, if the number of Heartbeat Requests sent per CBSD is 5 or more, then stop test with result of FAIL</p>	PASS
6	<p>If a separate Heartbeat Request message was sent for each CBSD by the DP, the SAS Test Harness shall respond to each Heartbeat Request message with a separate Heartbeat Response message.</p> <p>If a single Heartbeat Request message was sent by the DP containing a 2-object array (one per CBSD), the SAS Test Harness shall respond with a single Heartbeat Response message containing a 2-object array.</p> <p>Parameters for each CBSD within the Heartbeat Response message containing all required parameters properly formatted, and specifically:</p> <ul style="list-style-type: none"> • <i>cbsdId</i> = <i>Ci</i> • <i>grantId</i> = <i>Gi</i> • <i>responseCode</i> = 0 <p>Go to Step 4, above.</p>	--

4.22[WINNF.FT.D.RLQ.2] Domain Proxy Successful Relinquishment

#	Test Execution Steps	Results
1	<p>Ensure the following conditions are met for test entry:</p> <ul style="list-style-type: none"> DP has successfully completed SAS Discovery and Authentication with SAS Test Harness DP has successfully registered 2 CBSD with SAS Test Harness, each with <i>cbsdId</i>=Ci, i={1,2} DP has received a valid grant with <i>grantId</i> = Gi, i={1,2} for each CBSD Both CBSD are in Grant State AUTHORIZED and actively transmitting within the bounds of their grants. <p>Invoke trigger to relinquish each UUT Grant from the SAS Test Harness</p>	--
2	<p>Verify DP sends a Relinquishment Request message for each CBSD. This may occur in a separate message per CBSD, or together in a single message with array of 2.</p> <p>Verify Relinquishment Request message contains all required parameters properly formatted for each CBSD, specifically, for CBSDi:</p> <ul style="list-style-type: none"> <i>cbsdId</i> = Ci <i>grantId</i> = Gi 	PASS
3	<p>If a separate Relinquishment Request message was sent for each CBSD by the DP, the SAS Test Harness shall respond to each request message with a separate response message.</p> <p>If a single Relinquishment Request message was sent by the DP containing a 2-object array (one per CBSD), the SAS Test Harness shall respond with a single Response message containing a 2-object array.</p> <p>Parameters for each CBSD within the Relinquishment Response shall be as follows:</p> <ul style="list-style-type: none"> <i>cbsdId</i> = Ci <i>grantId</i> = Gi <i>responseCode</i> = 0 	--

#	Test Execution Steps	Results
4	After completion of step 3, SAS Test Harness will not provide any additional positive response (<i>responseCode=0</i>) to further request messages from the UUT.	--
5	Monitor the RF output of each UUT from start of test until 60 seconds after Step 3 is complete. This is the end of the test. Verify: <ul style="list-style-type: none">• UUT shall stop RF transmission at any time between triggering the relinquishments and UUT sending the relinquishment requests for each CBSD.	PASS

4.23[WINNF.FT.D.DRG.2] Domain Proxy Successful Deregistration

#	Test Execution Steps	Results
1	<p>Ensure the following conditions are met for test entry:</p> <ul style="list-style-type: none"> Each UUT has successfully registered with SAS Test Harness Each UUT is in the authorized state DP has successfully completed SAS Discovery and Authentication with SAS Test Harness DP has successfully registered 2 CBSD with SAS Test Harness, each with <i>cbsdId</i>=Ci, i={1,2} DP has received a valid grant with <i>grantId</i> = Gi, i={1,2} for each CBSD Both CBSD are in Grant State AUTHORIZED and actively transmitting within the bounds of their grants. <p>Invoke trigger to deregister each UUT from the SAS Test Harness</p>	--
2	UUT sends a Relinquishment request and receives Relinquishment response with <i>responseCode</i> =0	--
3	<p>Verify DP sends a Deregistration Request message for each CBSD. This may occur in a separate message per CBSD, or together in a single message with array of 2.</p> <p>Verify Deregistration Request message contains all required parameters properly formatted for each CBSD, specifically, for CBSDi:</p> <ul style="list-style-type: none"> <i>cbsdId</i> = Ci 	PASS
4	<p>If a separate Deregistration Request message was sent for each CBSD by the DP, the SAS Test Harness shall respond to each request message with a separate response message.</p> <p>If a single Deregistration Request message was sent by the DP containing a 2-object array (one per CBSD), the SAS Test Harness shall respond with a single Response message containing a 2-object array.</p> <p>Parameters for each CBSD within the Deregistration Response shall be as follows:</p> <ul style="list-style-type: none"> <i>cbsdId</i> = Ci <i>responseCode</i> = 0 	--

#	Test Execution Steps	Results
5	After completion of step 4, SAS Test Harness will not provide any positive response (<i>responseCode=0</i>) to further request messages from the UUT.	--
6	Monitor the RF output of each UUT from start of test until 60 seconds after Step 4 is complete. This is the end of the test. Verify: <ul style="list-style-type: none">• UUT stopped RF transmission at any time between triggering the deregistration and either A OR B occurs:<ul style="list-style-type: none">A. UUT sending a Registration Request message, as this is not mandatoryB. UUT sending a Deregistration Request message	PASS

4.24[WINNF.FT.C.SCS.1] Successful TLS connection between UUT and SAS Test Harness

#	Test Execution Steps	Results
1	<ul style="list-style-type: none"> UUT shall start CBSD-SAS communication with the security procedure The UUT shall establish a TLS handshake with the SAS Test Harness using configured certificate. Configure the SAS Test Harness to accept the security procedure and establish the connection 	PASS
2	<ul style="list-style-type: none"> Make sure that Mutual authentication happens between UUT and the SAS Test Harness. Make sure that UUT uses TLS v1.2 Make sure that cipher suites from one of the following is selected, <ul style="list-style-type: none"> TLS_RSA_WITH_AES_128_GCM_SHA256 TLS_RSA_WITH_AES_256_GCM_SHA384 TLS_ECDHE_ECDSA_WITH_AES_128_GCM_SHA256 TLS_ECDHE_ECDSA_WITH_AES_256_GCM_SHA384 TLS_ECDHE_RSA_WITH_AES_128_GCM_SHA256 	PASS
3	<p>A successful registration is accomplished using one of the test cases described in section 6.1.4.1, depending on CBSD capability.</p> <ul style="list-style-type: none"> UUT sends a registration request to the SAS Test Harness and the SAS Test Harness sends a Registration Response with <i>responseCode</i> = 0 and <i>cbsdId</i>. 	PASS
4	<p>Monitor the RF output of the UUT from start of test until 60 seconds after Step 3 is complete. This is the end of the test. Verify:</p> <ul style="list-style-type: none"> UUT shall not transmit RF 	PASS

4.25[WINNF.FT.C.SCS.2] TLS failure due to revoked certificate

#	Test Execution Steps	Results
1	<ul style="list-style-type: none"> UUT shall start CBSD-SAS communication with the security procedures 	PASS
2	<ul style="list-style-type: none"> Make sure that UUT uses TLS v1.2 for security establishment. Make sure UUT selects the correct cipher suite. UUT shall use CRL or OCSP to verify the validity of the server certificate. Make sure that Mutual authentication does not happen between UUT and the SAS Test Harness. 	PASS
3	UUT may retry for the security procedure which shall fail	PASS
4	SAS Test-Harness shall not receive any Registration request or any application data.	--
5	<p>Monitor the RF output of the UUT from start of test until 60 seconds after Step 3 is complete. This is the end of the test. Verify:</p> <ul style="list-style-type: none"> UUT shall not transmit RF 	PASS

4.26[WINNF.FT.C.SCS.3] TLS failure due to expired server certificate

#	Test Execution Steps	Results
1	<ul style="list-style-type: none"> UUT shall start CBSD-SAS communication with the security procedures 	PASS
2	<ul style="list-style-type: none"> Make sure that UUT uses TLS v1.2 for security establishment. Make sure UUT selects the correct cipher suite. UUT shall use CRL or OCSP to verify the validity of the server certificate. Make sure that Mutual authentication does not happen between UUT and the SAS Test Harness. 	PASS
3	UUT may retry for the security procedure which shall fail.	PASS
4	SAS Test-Harness shall not receive any Registration request or any application data.	--
5	Monitor the RF output of the UUT from start of test until 60 seconds after Step 3 is complete. This is the end of the test. Verify: <ul style="list-style-type: none"> UUT shall not transmit RF 	PASS

4.27[WINNF.FT.C.SCS.4] TLS failure when SAS Test Harness certificate is issued by an unknown CA

#	Test Execution Steps	Results
1	<ul style="list-style-type: none"> UUT shall start CBSD-SAS communication with the security procedures 	PASS
2	<ul style="list-style-type: none"> Make sure that UUT uses TLS v1.2 for security establishment. Make sure UUT selects the correct cipher suite. UUT shall use CRL or OCSP to verify the validity of the server certificate Make sure that Mutual authentication does not happen between UUT and the SAS Test Harness. 	PASS
3	UUT may retry for the security procedure which shall fail.	PASS
4	SAS Test-Harness shall not receive any Registration request or any application data.	--
5	Monitor the RF output of the UUT from start of test until 60 seconds after Step 3 is complete. This is the end of the test. Verify: <ul style="list-style-type: none"> UUT shall not transmit RF 	PASS

4.28[WINNF.FT.C.SCS.5] TLS failure when certificate at the SAS Test Harness is corrupted

#	Test Execution Steps	Results
1	<ul style="list-style-type: none"> UUT shall start CBSD-SAS communication with the security procedures 	PASS
2	<ul style="list-style-type: none"> Make sure that UUT uses TLS v1.2 for security establishment. Make sure UUT selects the correct cipher suite. UUT shall use CRL or OCSP to verify the validity of the server certificate. Make sure that Mutual authentication does not happen between UUT and the SAS Test Harness. 	PASS
3	UUT may retry for the security procedure which shall fail.	PASS
4	SAS Test-Harness shall not receive any Registration request or any application data.	--
5	<p>Monitor the RF output of the UUT from start of test until 60 seconds after Step 3 is complete. This is the end of the test. Verify:</p> <ul style="list-style-type: none"> UUT shall not transmit RF 	PASS

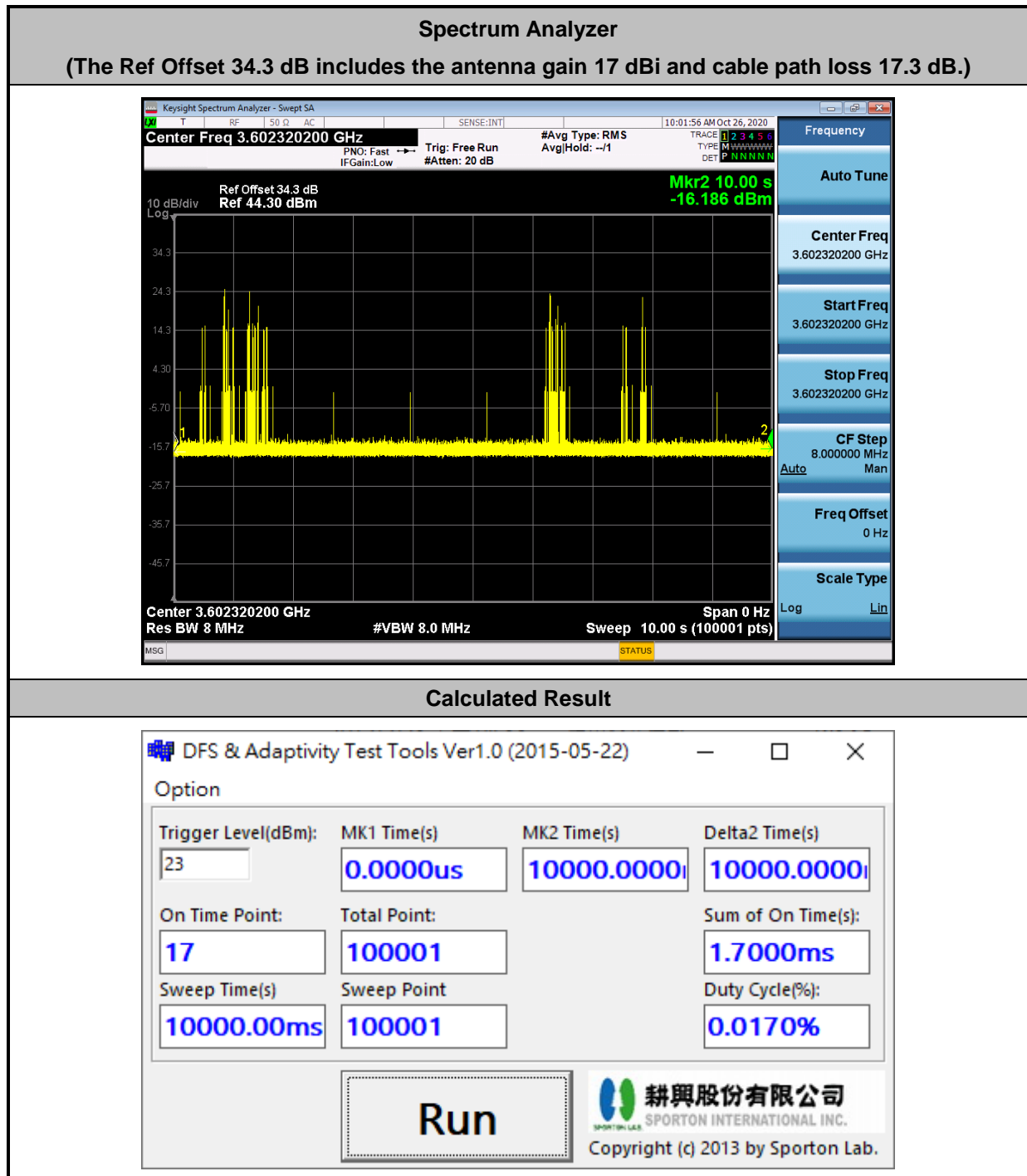
4.29[WINNF.PT.C.HBT] UUT RF Transmit Power Measurement

#	Test Execution Steps	Results
1	<p>Ensure the following conditions are met for test entry:</p> <ul style="list-style-type: none"> • UUT has successfully completed SAS Discovery and Authentication with the SAS Test Harness • UUT has registered with the SAS, with CBSID ID = C • UUT has a single valid grant G with parameters {lowFrequency = FL, highFrequency = FH, maxEirp = Pi}, with grant in AUTHORIZED state, and grantExpireTime set to a value far past the duration of this test case <p><i>Note: in order for the UUT to request a grant with the parameters {lowFrequency, highFrequency, maxEirp}, the SAS Test Harness may need to provide appropriate guidance in the availableChannel object of the spectrumInquiry response message, and the operationParam object of the grant response message. Alternately, the UUT vendor may provide the ability to set those parameters on the UUT so that the UUT will request a grant with those parameters.</i></p>	--
2	<p>UUT and SAS Test Harness perform a series of Heartbeat Request/Response cycles, which continues until the other test steps are complete. Messaging for each cycle is as follows:</p> <ul style="list-style-type: none"> • UUT sends Heartbeat Request, including: <ul style="list-style-type: none"> ○ cbsdId = C ○ grantId = G • SAS Test Harness responds with Heartbeat Response, including: <ul style="list-style-type: none"> ○ cbsdId = C ○ grantId = G ○ transmitExpireTime = current UTC time + 200 seconds ○ responseCode = 0 	--

#	Test Execution Steps	Results
3	<p>Tester performs power measurement on RF interface(s) of UUT, and verifies it complies with the maxEirp setting, P_i. The RF measurement method is out of scope of this document, but may include additional configuration of the UUT, as required, to fulfil the requirements of the power measurement method.</p> <p><i>Note: it may be required for the vendor to provide a method or configuration to bring the UUT to a mode which is required by the measurement methodology. Any such mode is vendor-specific and depends upon UUT behavior and the measurement methodology.</i></p>	PASS

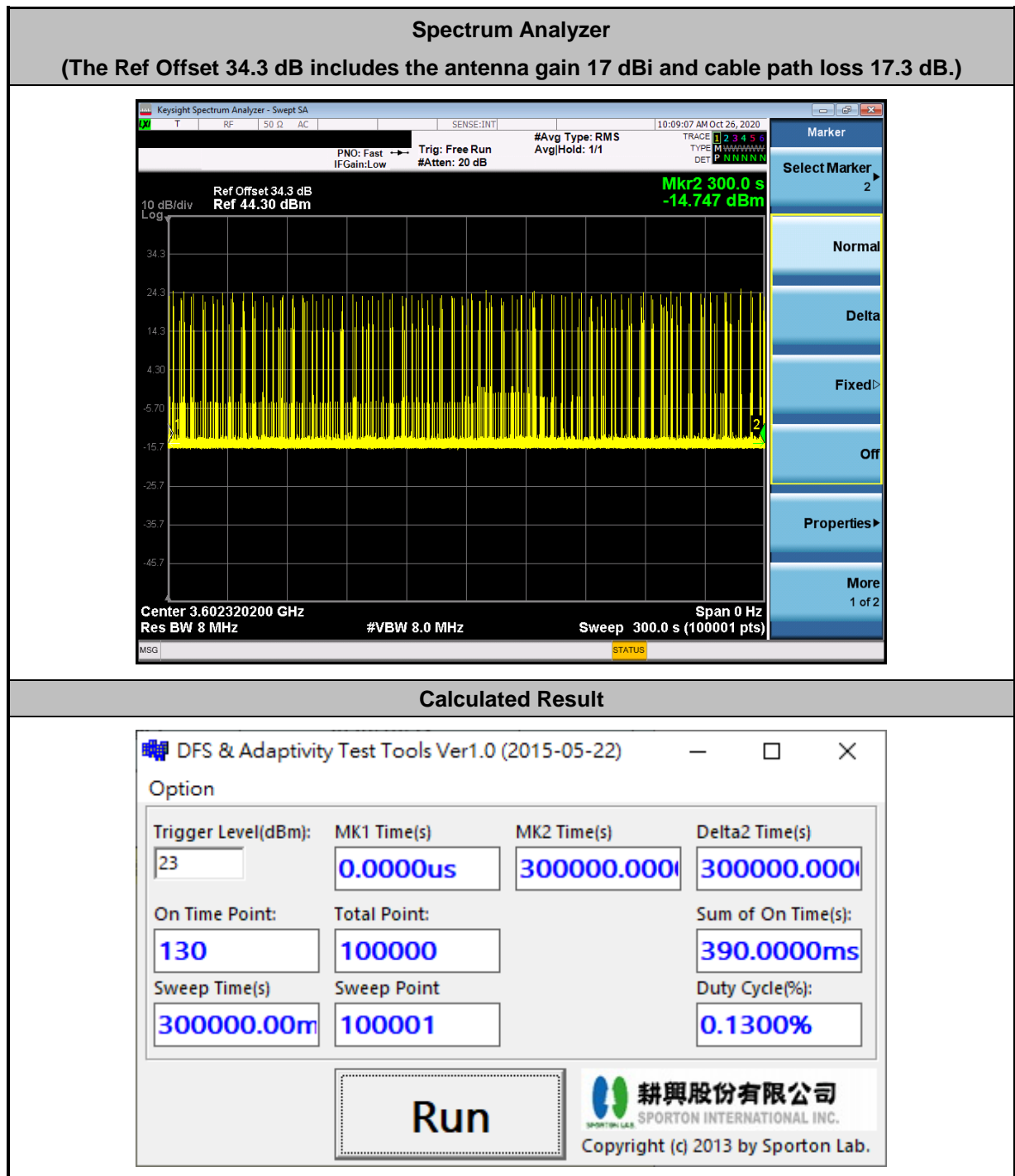
5. Result of Time test for getting Grant

5.1 1 second within any 10-second period



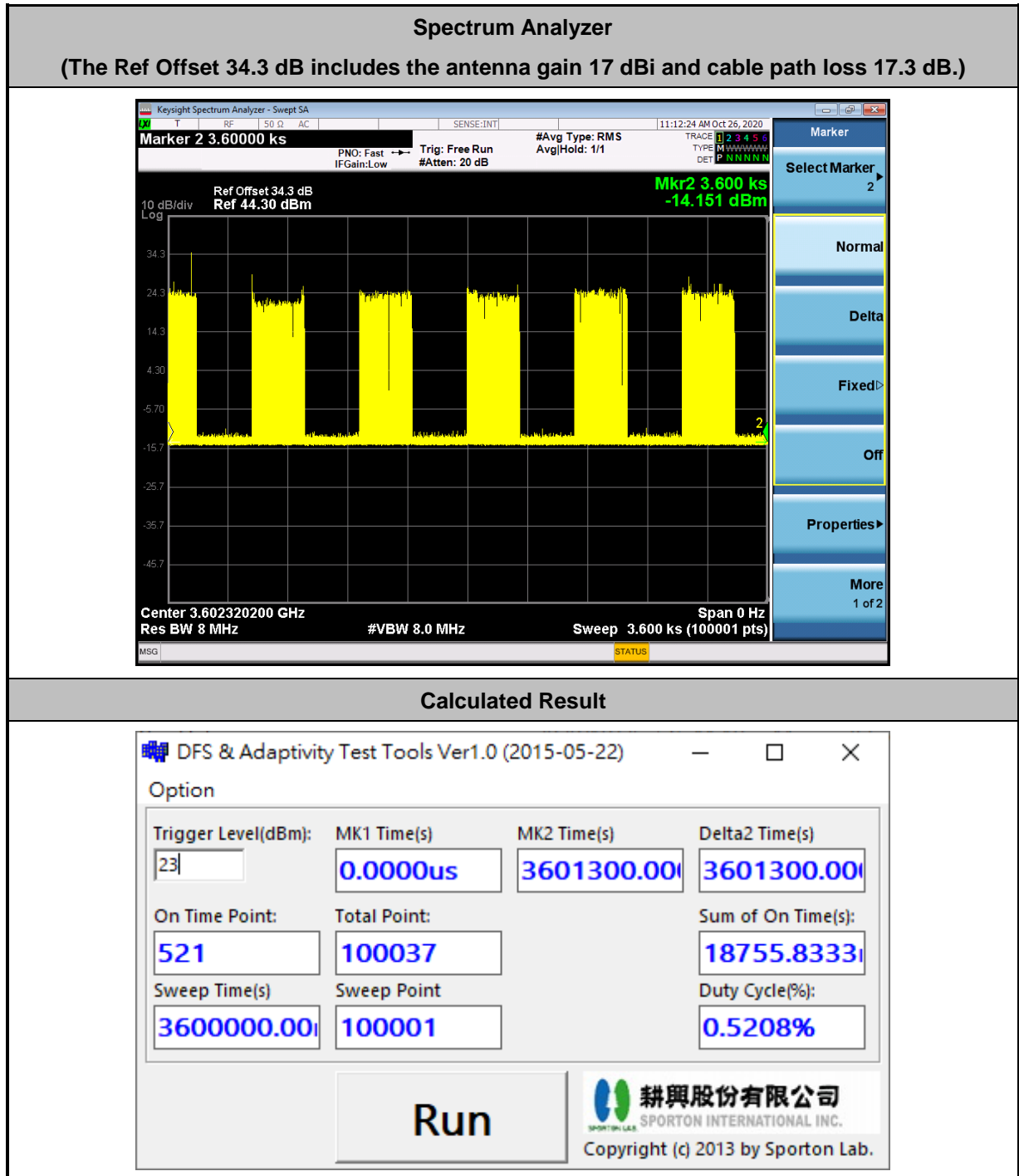
The sum of On Time (aggregated time from marker 1 to 2): 1.7ms < 1s, Pass.

5.2 10 seconds within any 300-second period



The sum of On Time (aggregated time from marker 1 to 2): 390ms < 10s, Pass.

5.3 20 seconds within any 3600-second period



The sum of On Time (aggregated time from marker 1 to 2): 18.75s < 20s, Pass.

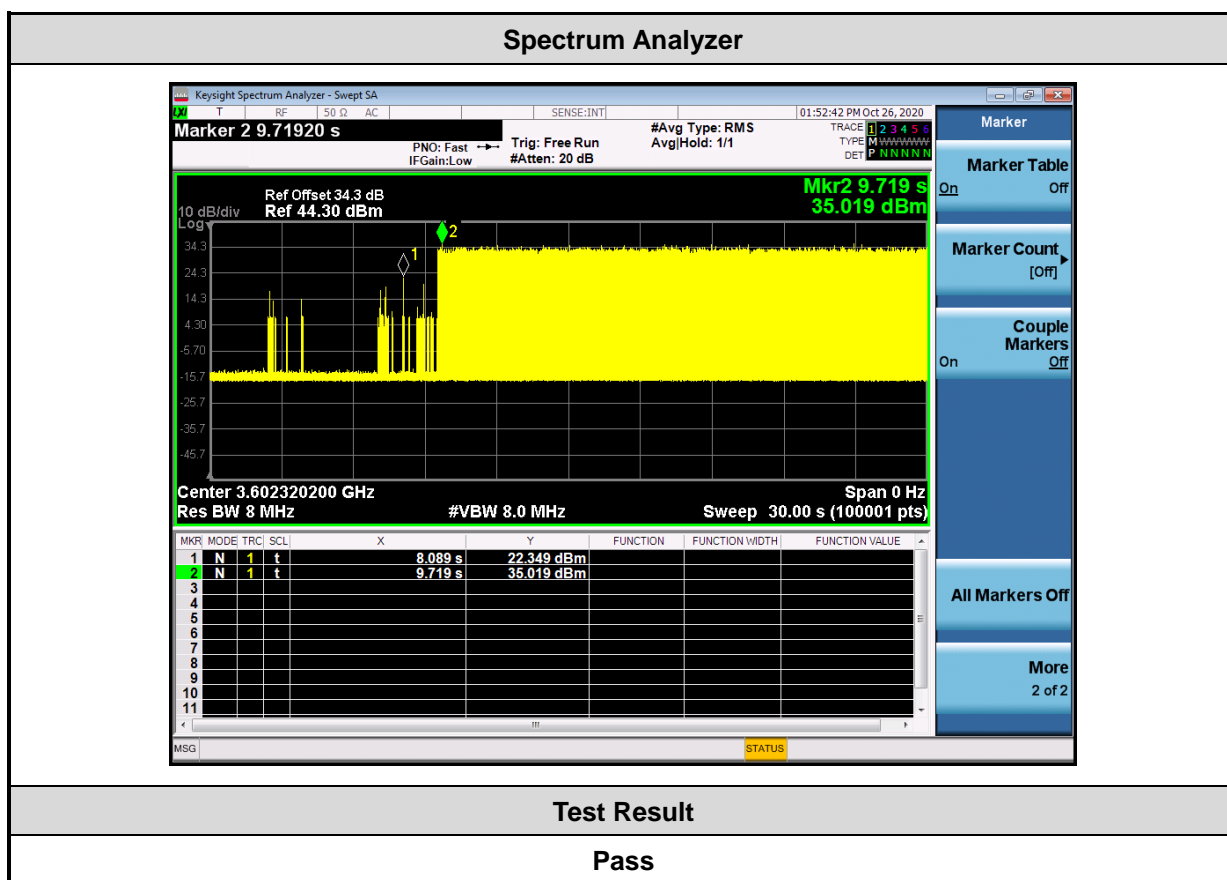
6. UUT register with the SAS irrespective of power levels

6.1 Test Procedure

1. Ensure the UUT power be below 23 dBm EIRP.
2. Make SAS test harness to grant UUT power level above 23 dBm EIRP.
3. Enable UUT, then check UUT power will follow the power limit that SAS test harness authorized.

6.2 Result

The UUT will register with the SAS irrespective of power levels at which the device is set to operate – even below 23 dBm.



Note: The Ref Offset 34.3 dB includes the antenna gain 17 dBi and cable path loss 17.3 dB.

Marker 1: Signal power before UUT is authorized by the SAS,

Marker 2: Signal power after UUT is authorized by the SAS.

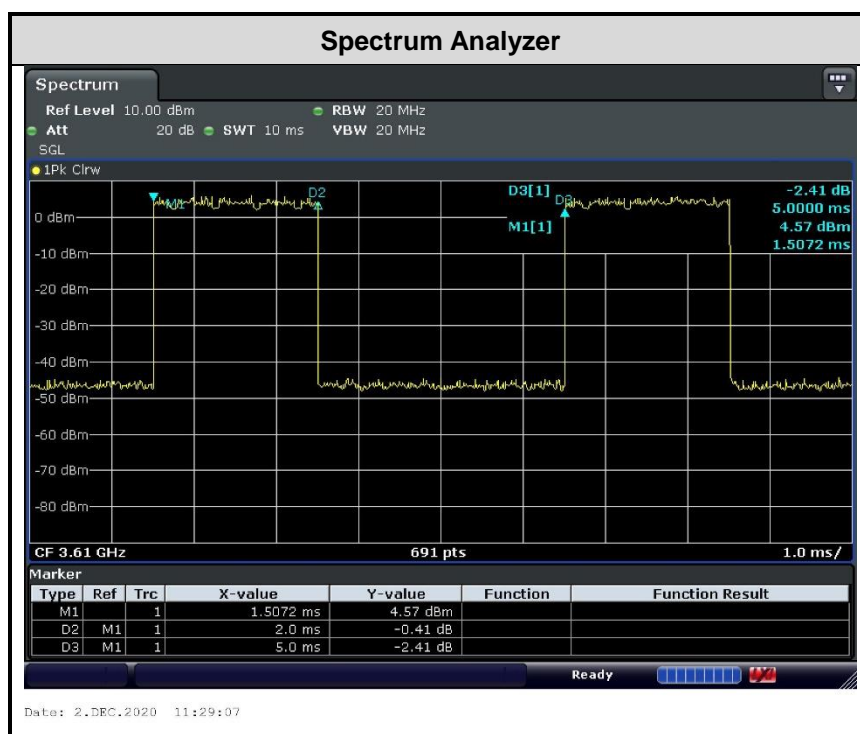
Appendix B. RF measurement plots

Report Clause 4.29 [WINNF.PT.C.HBT] UUT RF Transmit Power Measurement

Center Frequency [MHz]	Bandwidth [MHz]	Granted maxEIRP [dBm/MHz]	Conducted PSD [dBm/MHz]	Antenna Gain [dBi]	UUT MaxEIRP [dBm/MHz]
3605	10	23	1.18	17	18.18 dBm
		25	3.26		20.26 dBm
		27	5.14		22.14 dBm
		29	7.56		24.56 dBm
		31	8.65		25.65 dBm
		33	8.74		25.74 dBm
		35	8.89		25.89 dBm

Note: The Spectrum Analyzer Ref Offset 39.28 dB includes the antenna gain 17 dBi, cable path loss 18.3 dB and duty cycle factor 3.98 dB.

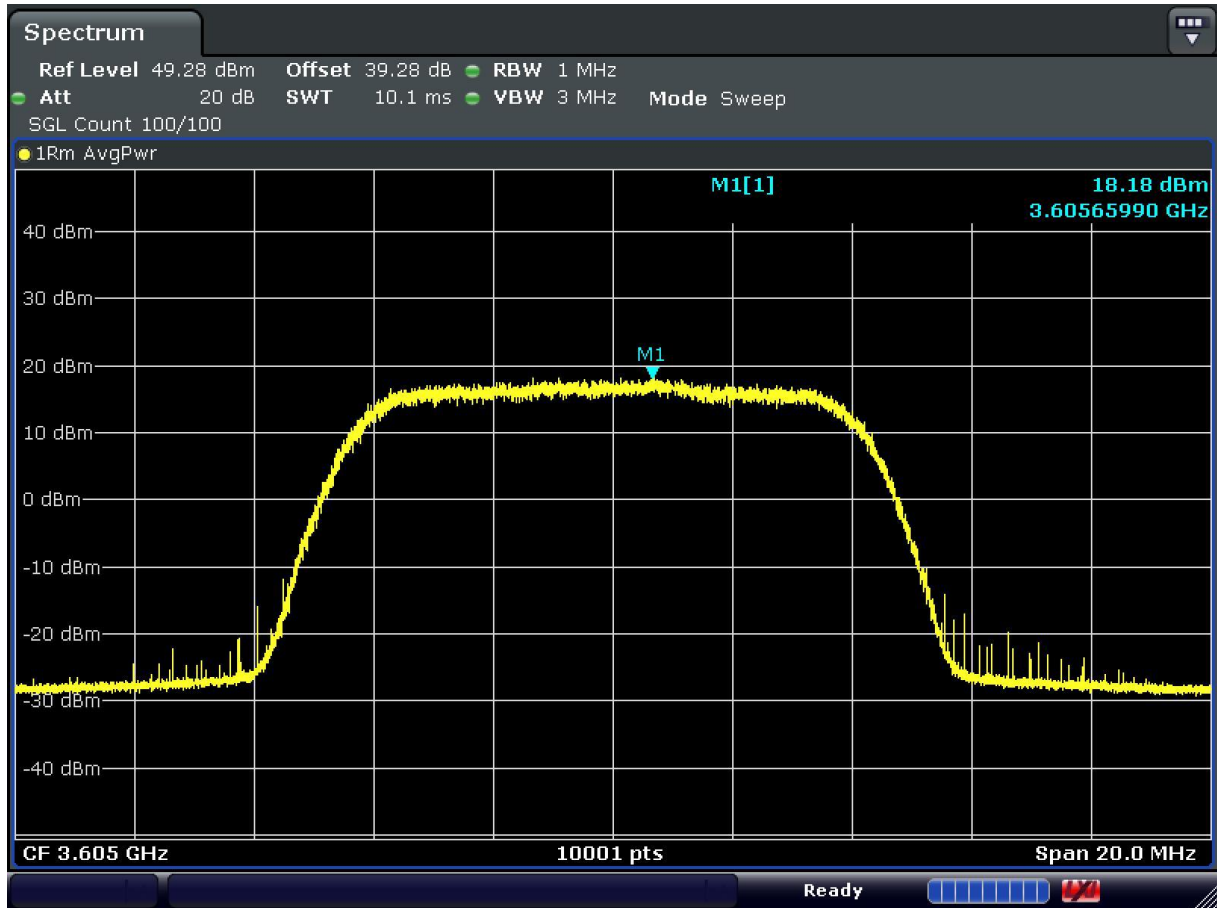
Duty cycle factor:



Note : The duty cycle value is 40%, add $10\log(1/\text{duty cycle})$ to the measured power level to compute the average power during continuous transmission.

SAS Granted MaxEIRP 23 [dBm/MHz]

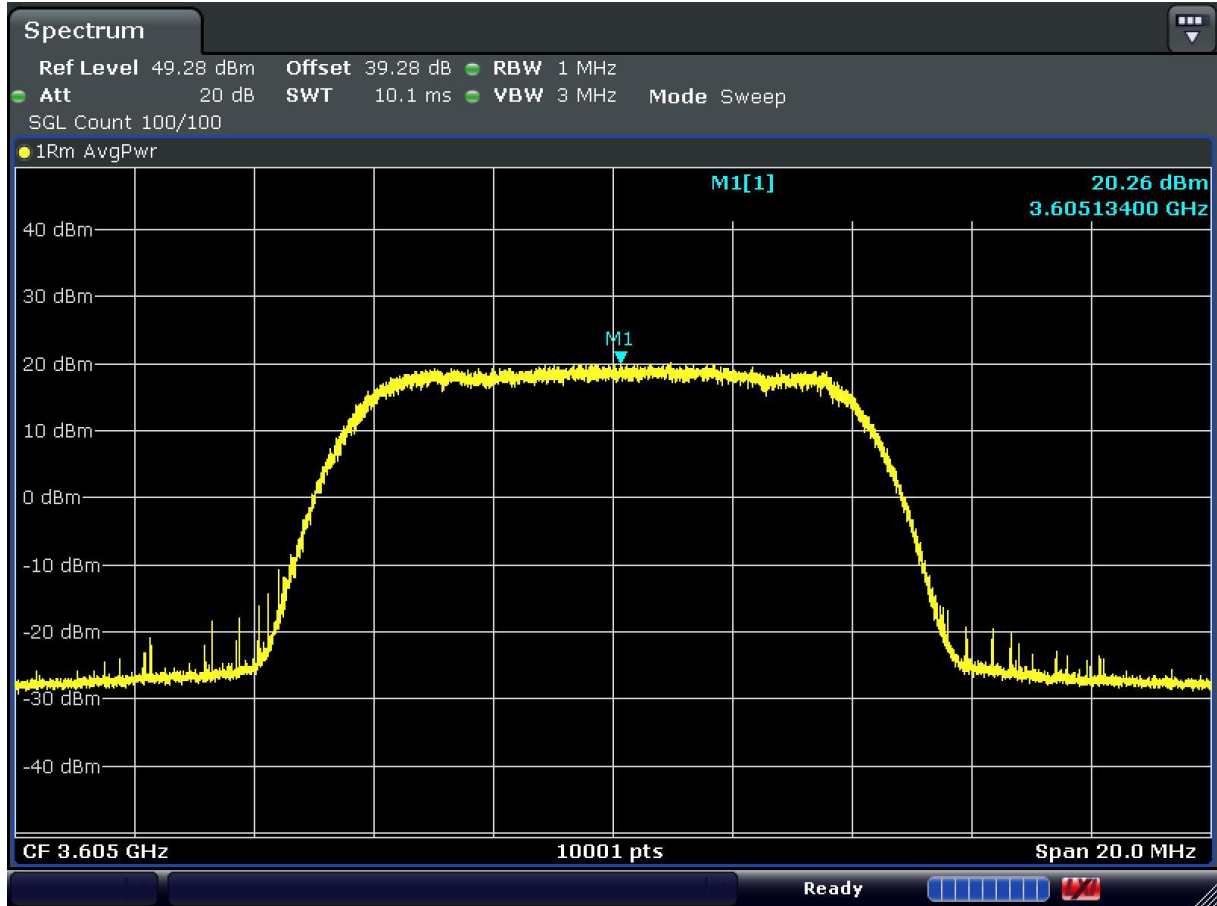
UUT MaxEIRP 18.18 [dBm/MHz]



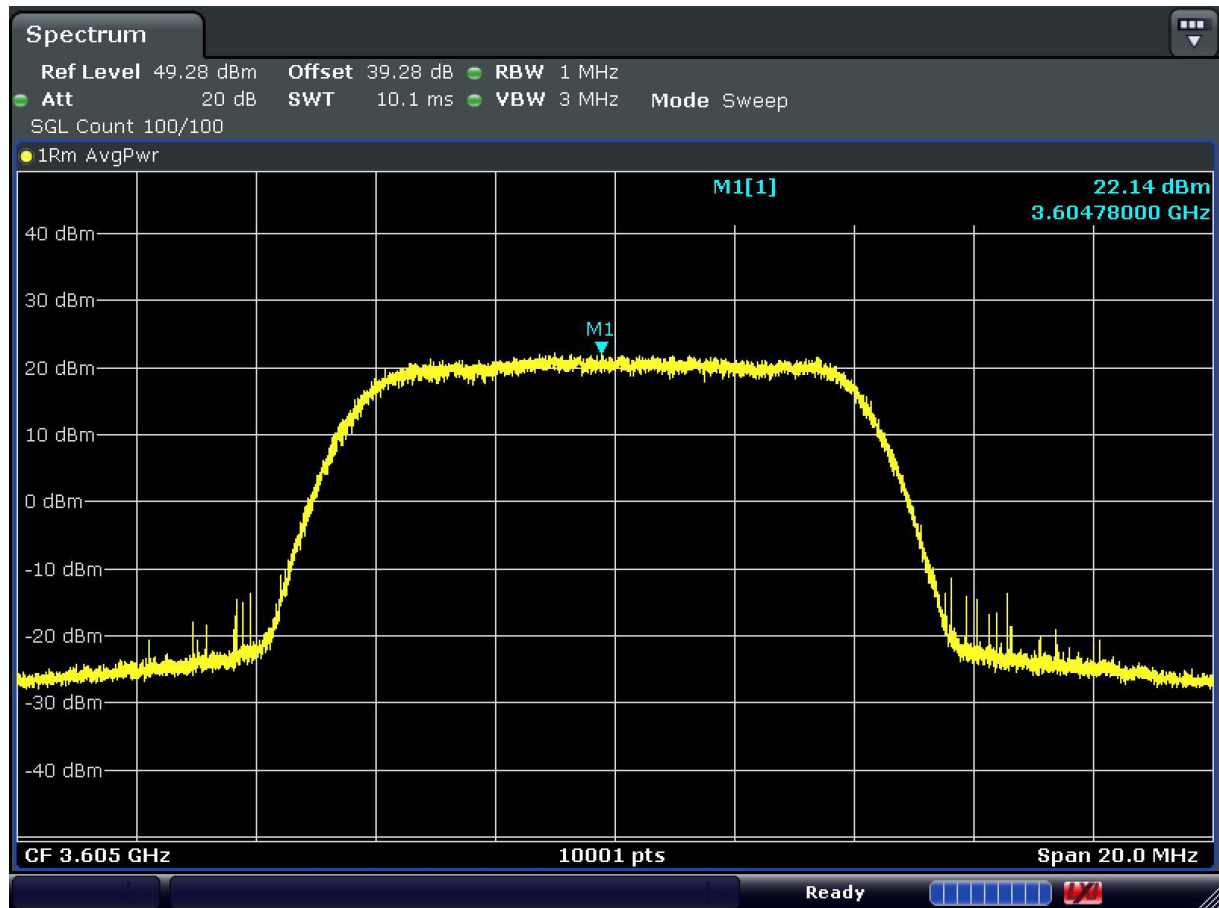
Date: 2.DEC.2020 14:19:51

SAS Granted MaxEIRP 25 [dBm/MHz]

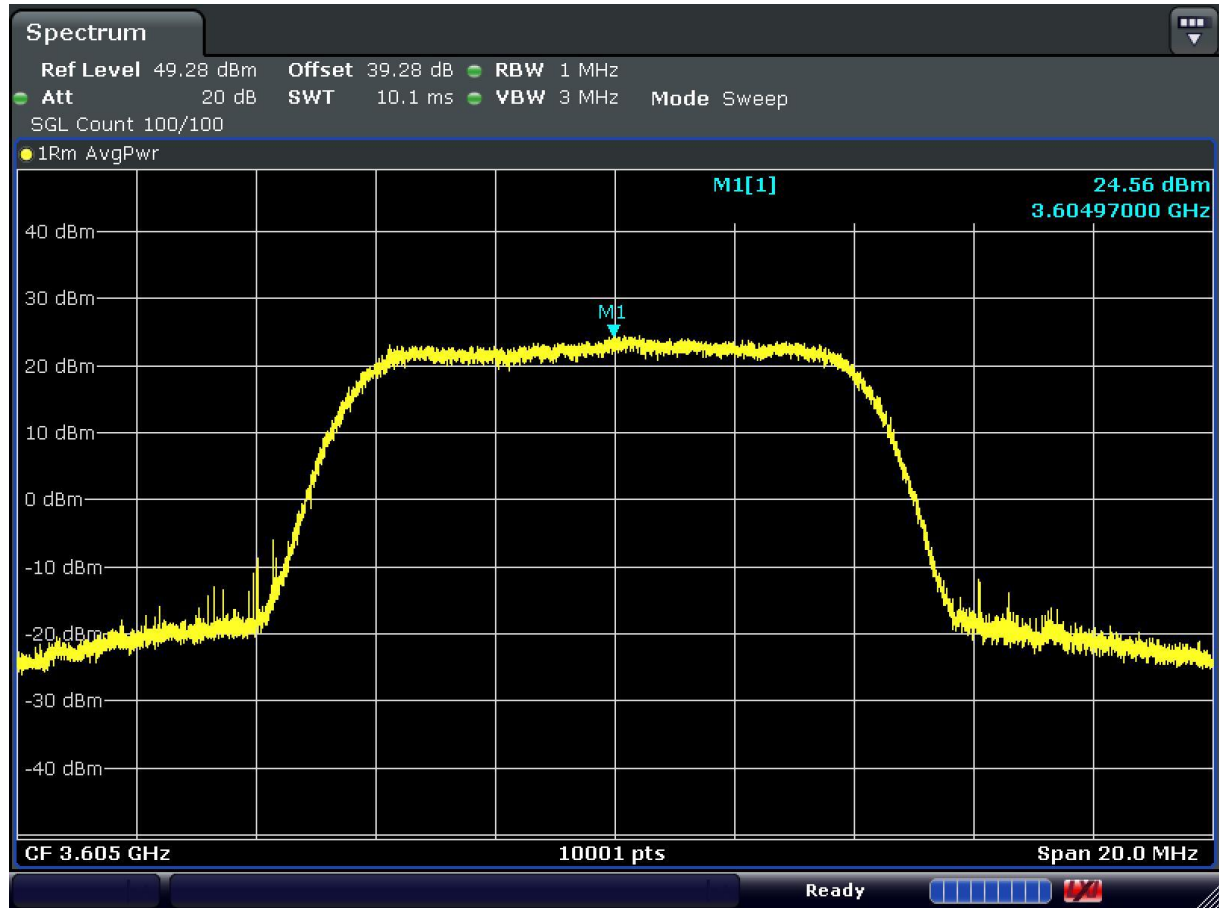
UUT MaxEIRP 20.26 [dBm/MHz]



Date: 2.DEC.2020 14:24:12

SAS Granted MaxEIRP 27 [dBm/MHz]
UUT MaxEIRP 22.14 [dBm/MHz]


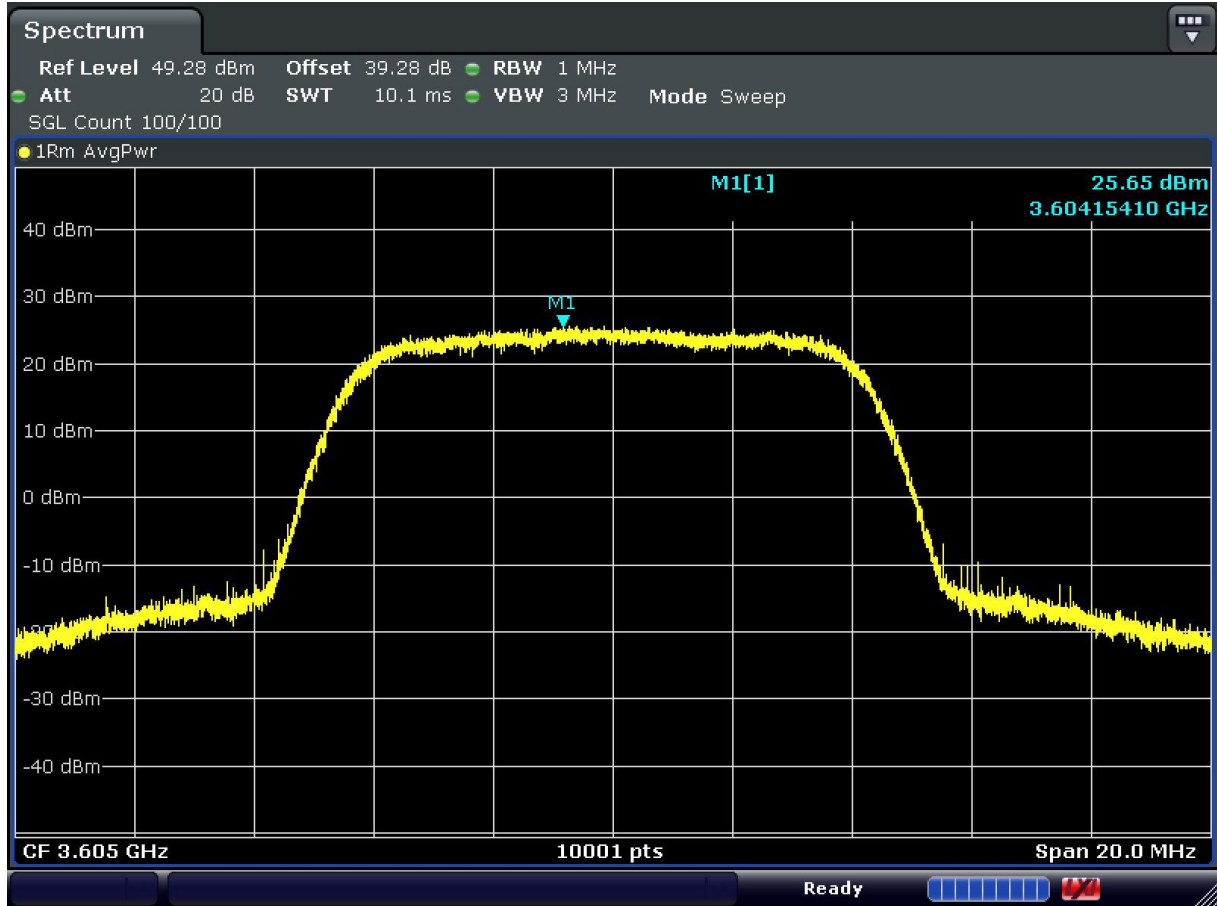
Date: 2.DEC.2020 14:28:59

SAS Granted MaxEIRP 29 [dBm/MHz]
UUT MaxEIRP 24.56 [dBm/MHz]


Date: 2.DEC.2020 14:39:25

SAS Granted MaxEIRP 31 [dBm/MHz]

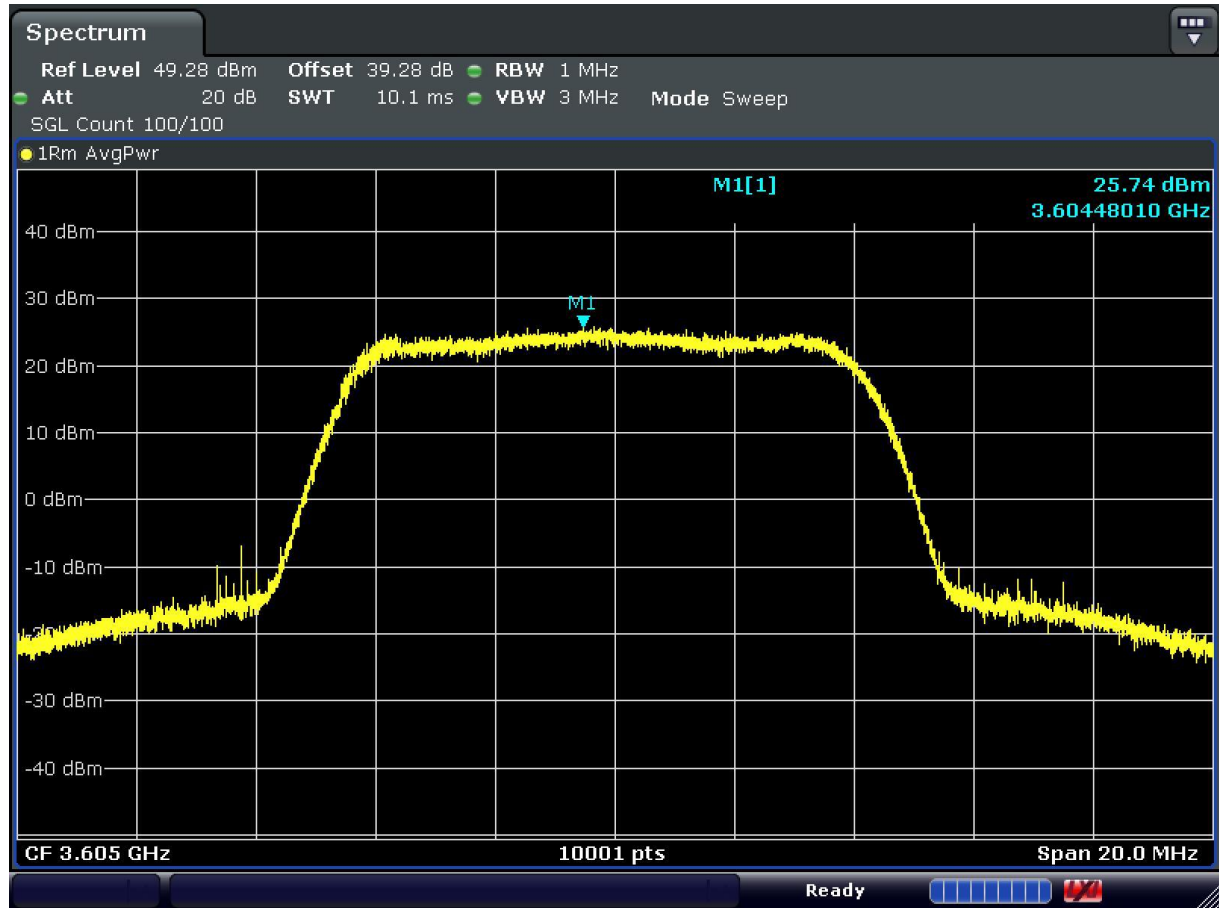
UUT MaxEIRP 25.65 [dBm/MHz]



Date: 2.DEC.2020 14:43:58

SAS Granted MaxEIRP 33 [dBm/MHz]

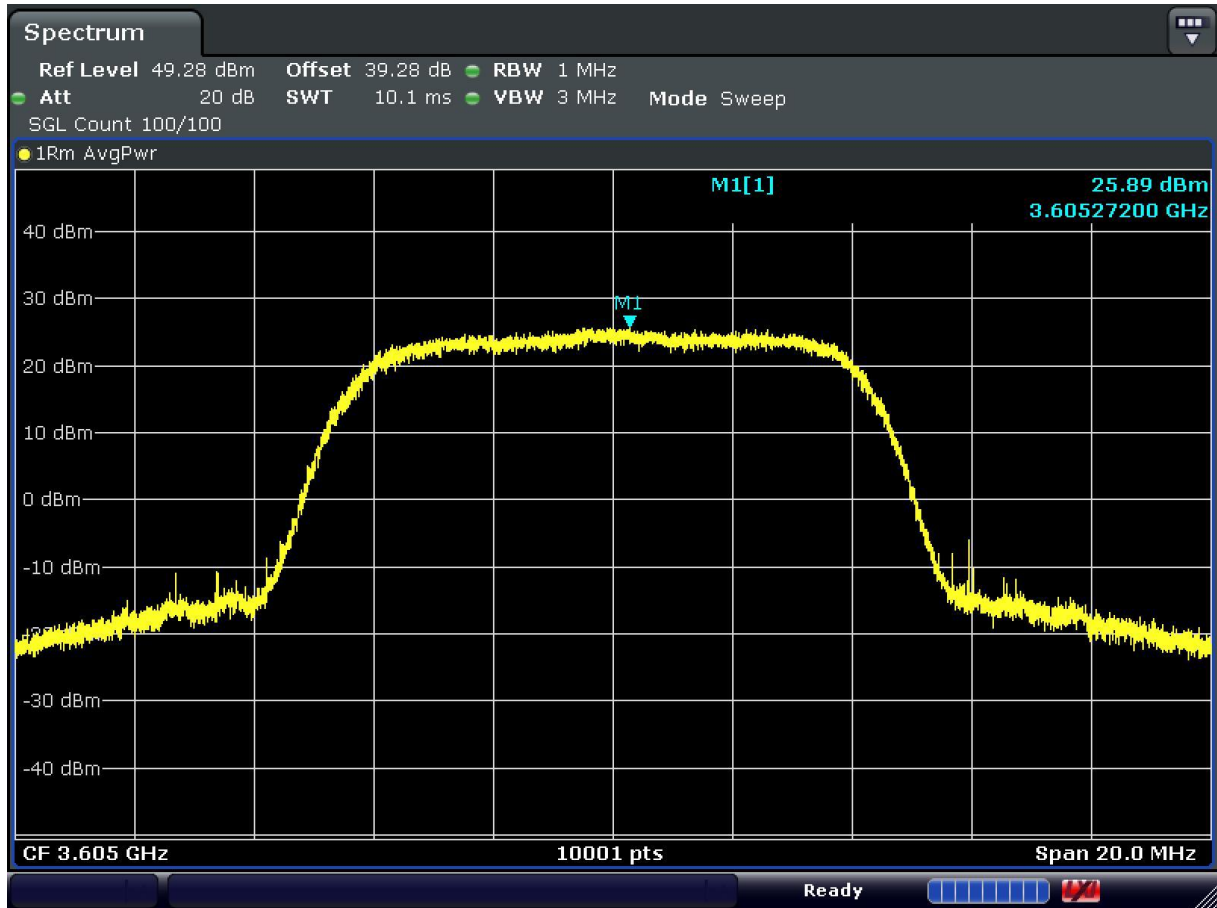
UUT MaxEIRP 25.74 [dBm/MHz]



Date: 2.DEC.2020 14:49:41

SAS Granted MaxEIRP 35 [dBm/MHz]

UUT MaxEIRP 25.89 [dBm/MHz]



Date: 2.DEC.2020 14:53:50

—THE END—