

TEST REPORT

Applicant Name: Telepower Communication Co., Ltd.
Address: 5 Bld, Zone A, Hantian Technology Town No.17 ShenHai RD,
Nanhai District Foshan China
Report Number: 2401Z46778E-RF-00B
FCC ID: 2AJ2B-C9

Test Standard (s)
FCC PART 15.407

Sample Description

Product Type: POS Terminal
Model No.: C9
Multiple Model(s) No.: C9Q, C9G, C9H, C9 VESA, C9 KDS, C9D, C9R, C9QI
Trade Mark: Telpo
Date Received: 2024-12-02
Issue Date: 2025-02-20

Test Result:	Pass▲
--------------	-------

▲ In the configuration tested, the EUT complied with the standards above.

Prepared and Checked By:

Jim Cheng

Jim Cheng
RF Engineer

Approved By:

Nancy Wang

Nancy Wang
RF Supervisor

Note: The information marked # is provided by the applicant, the laboratory is not responsible for its authenticity and this information can affect the validity of the result in the test report. Customer model name, addresses, names, trademarks etc. are included.

This report cannot be reproduced except in full, without prior written approval of the Company. Unless otherwise stated the results shown in this test report refer only to the sample(s) tested. This report is valid only with a valid digital signature. The digital signature may be available only under the Adobe software above version 7.0.

This report must not be used by the customer to claim product certification, approval, or endorsement by NVLAP or any agency of the U.S. Government.

This report may contain data that are not covered by the NVLAP accreditation and are marked with an asterisk "▼".

Bay Area Compliance Laboratories Corp. (Shenzhen)

5F(B-West), 6F, 7F, the 3rd Phase of Wan Li Industrial Building D, Shihua Rd, FuTian Free Trade Zone, Shenzhen, China
Tel: +86-755-33320018 Fax: +86-755-33320008 www.baclcorp.com.cn

TABLE OF CONTENTS

DOCUMENT REVISION HISTORY3

GENERAL INFORMATION.....4

 PRODUCT DESCRIPTION FOR EQUIPMENT UNDER TEST (EUT)4

 OBJECTIVE4

 TEST METHODOLOGY4

 MEASUREMENT UNCERTAINTY.....5

 TEST FACILITY5

SYSTEM TEST CONFIGURATION6

SUMMARY OF TEST RESULTS11

TEST EQUIPMENT LIST12

REQUIREMENTS AND TEST PROCEDURES14

 CONDUCTED EMISSIONS14

 UNDESIRABLE EMISSION.....16

 26 dB & 6dB EMISSION BANDWIDTH20

 CONDUCTED TRANSMITTER OUTPUT POWER.....22

 POWER SPECTRAL DENSITY23

 DUTY CYCLE24

ANTENNA REQUIREMENT25

TEST DATA AND RESULTS26

 CONDUCTED EMISSIONS26

 UNDESIRABLE EMISSION.....29

 EMISSION BANDWIDTH244

 99% OCCUPIED BANDWIDTH255

 MAXIMUM CONDUCTED OUTPUT POWER266

 POWER SPECTRAL DENSITY269

 DUTY CYCLE279

RF EXPOSURE EVALUATION282

EUT PHOTOGRAPHS284

TEST SETUP PHOTOGRAPHS285

DOCUMENT REVISION HISTORY

Revision Number	Report Number	Description of Revision	Date of Revision
0	2401Z46778E-RF-00B	Original Report	2025-02-20

GENERAL INFORMATION

Product Description for Equipment under Test (EUT)

Product	POS Terminal
Tested Model	C9
Multiple Model(s)	C9Q, C9G, C9H, C9 VESA, C9 KDS, C9D, C9R, C9QI
Frequency Range	5150-5250MHz; 5250-5350MHz; 5470-5725MHz; 5725-5850MHz
Mode	802.11a/n20/n40/ac20/ac40/ac80
Maximum Conducted Average Output Power	5150-5250MHz: 13.53dBm; 5250-5350MHz: 11.96dBm 5470-5725MHz: 12.97dBm; 5725-5850MHz: 15.07dBm
Modulation Technique	OFDM
Antenna Specification[#]	5150-5250MHz: 4.9dBi; 5250-5350MHz: 4.6dBi 5470-5725MHz: 5.3dBi; 5725-5850MHz: 5.2dBi (provided by the applicant)
Voltage Range	DC 12V from Adapter
Sample serial number	2V9A-8 for Conducted and Radiated Emissions Test 2V9A-3 for RF Conducted Test (Assigned by BACL, Shenzhen)
Sample/EUT Status	Good condition
Adapter Information	Model: GMB36-120300-F Input: AC 100-240V, 50/60Hz, 1.5A Output: DC 12.0V, 3.0A, 36.0W
Note: The Multiple models are electrically identical with the test model except for model name and sales channels. Please refer to the declaration letter [#] for more detail, which was provided by manufacturer.	

Objective

This test report is in accordance with Part 2-Subpart J, Part 15-Subparts A and E of the Federal Communication Commissions rules.

The tests were performed in order to determine compliance with FCC Part 15, Subpart E, section 15.203, 15.205, 15.207, 15.209 and 15.407 rules.

Test Methodology

All measurements contained in this report were conducted with ANSI C63.10-2013, American National Standard of Procedures for Compliance Testing of Unlicensed Wireless Devices. And KDB789033 D02 General U-NII Test Procedures New Rules v02r01.

All emissions measurement was performed at Bay Area Compliance Laboratories Corp. (Shenzhen). The radiated testing was performed at an antenna-to-EUT distance of 3 meters.

Each test item follows test standards and with no deviation.

Measurement Uncertainty

Parameter		Uncertainty
Occupied Channel Bandwidth		109.2kHz(k=2, 95% level of confidence)
RF Frequency		56.6Hz(k=2, 95% level of confidence)
RF output power, conducted		0.86dB(k=2, 95% level of confidence)
Unwanted Emission, conducted		1.60dB(k=2, 95% level of confidence)
AC Power Lines Conducted Emissions	9kHz-150kHz	3.63dB(k=2, 95% level of confidence)
	150kHz-30MHz	3.66dB(k=2, 95% level of confidence)
Radiated Emissions	9kHz - 30MHz	3.60dB(k=2, 95% level of confidence)
	30MHz~200MHz (Horizontal)	5.32dB(k=2, 95% level of confidence)
	30MHz~200MHz (Vertical)	5.43dB(k=2, 95% level of confidence)
	200MHz~1000MHz (Horizontal)	5.77dB(k=2, 95% level of confidence)
	200MHz~1000MHz (Vertical)	5.73dB(k=2, 95% level of confidence)
	1GHz - 6GHz	5.34dB(k=2, 95% level of confidence)
	6GHz - 18GHz	5.40dB(k=2, 95% level of confidence)
	18GHz - 40GHz	5.64dB(k=2, 95% level of confidence)
Temperature		±1°C
Humidity		±1%
Supply voltages		±0.4%

Note: The extended uncertainty given in this report is obtained by combining the standard uncertainty times the coverage factor K with the 95% confidence interval. Otherwise required by the applicant or Product Regulations, Decision Rule in this report did not consider the uncertainty.

Test Facility

The Test site used by Bay Area Compliance Laboratories Corp. (Shenzhen) to collect test data is located on the 5F(B-West), 6F, 7F, the 3rd Phase of Wan Li Industrial Building D, Shihua Rd, FuTian Free Trade Zone, Shenzhen, China.

The lab has been recognized as the FCC accredited lab under the KDB 974614 D01 and is listed in the FCC Public Access Link (PAL) database, FCC Registration No. : 715558, the FCC Designation No. : CN5045.

SYSTEM TEST CONFIGURATION

Description of Test Configuration

The system was configured for testing in an engineering mode, which was provided by manufacturer.

For 5150-5250MHz Band, 7 channels are provided to testing:

Channel	Frequency (MHz)	Channel	Frequency (MHz)
36	5180	44	5220
38	5190	46	5230
40	5200	48	5240
42	5210	/	/

For 802.11a/ac20 mode: channel 36, 40, 48 were tested;

For 802.11ac40 mode: channel 38, 46 were tested;

For 802.11ac80 mode, channel 42 was tested.

For 5250-5350MHz Band, 7 channels are provided to testing:

Channel	Frequency (MHz)	Channel	Frequency (MHz)
52	5260	60	5300
54	5270	62	5310
56	5280	64	5320
58	5290	/	/

For 802.11a, 802.11n20/ac20 mode: channel 52, 56, 64 were tested;

For 802.11n40/ac40 mode: channel 54, 62 were tested;

For 802.11ac80 mode, channel 58 was tested.

For 5470-5725MHz Band, 21 channels are provided to testing:

Channel	Frequency (MHz)	Channel	Frequency (MHz)
100	5500	124	5620
102	5510	126	5630
104	5520	128	5640
106	5530	132	5660
108	5540	134	5670
110	5550	136	5680
112	5560	138	5690
116	5580	140	5700
118	5590	142	5710
120	5600	144	5720
122	5610	/	/

For 802.11a, 802.11n20/ac20 mode: channel 100, 116, 140, 144 were tested;

For 802.11n40/ac40 mode: channel 102, 110, 134, 142 were tested;

For 802.11ac80 mode, channel 106, 122, 138 was tested.

For 5725-5850MHz Band, 8 channels are provided to testing:

Channel	Frequency (MHz)	Channel	Frequency (MHz)
149	5745	157	5785
151	5755	159	5795
153	5765	161	5805
155	5775	165	5825

For 802.11a/ac20 mode: channel 149, 157, 165 were tested;

For 802.11ac40 mode: channel 151, 159 were tested;

For 802.11ac80 mode, channel 155 was tested.

EUT Exercise Software

Exercise Software [#]	QQCT4		
5150-5250 MHz Band			
Mode	Test Channels	Data rate	Power Level [#]
802.11a	Low	6Mbps	16
	Middle	6Mbps	16
	High	6Mbps	16
802.11ac-VHT20	Low	MCS0	16
	Middle	MCS0	16
	High	MCS0	16
802.11ac-VHT40	Low	MCS0	11
	High	MCS0	11
802.11ac-VHT80	Middle	MCS0	10
5250-5350 MHz Band			
Mode	Test Channels	Data rate	Power Level [#]
802.11a	Low	6Mbps	16
	Middle	6Mbps	16
	High	6Mbps	16
802.11ac-VHT20	Low	MCS0	16
	Middle	MCS0	16
	High	MCS0	16
802.11ac-VHT40	Low	MCS0	11
	High	MCS0	11
802.11ac-VHT80	Middle	MCS0	12

5470-5725 MHz Band			
Mode	Test Channels	Data rate	Power Level [#]
802.11a	Low	6Mbps	16
	Middle	6Mbps	16
	High	6Mbps	16
	Cross	MCS0	16
802.11ac-VHT20	Low	MCS0	16
	Middle	MCS0	16
	High	MCS0	16
	Cross	MCS0	16
802.11ac-VHT40	Low	MCS0	16
	Middle	MCS0	16
	High	MCS0	16
	Cross	MCS0	16
802.11ac-VHT80	Low	MCS0	16
	High	MCS0	16
	Cross	MCS0	16
5725-5850 MHz Band			
Mode	Test Channels	Data rate	Power Level [#]
802.11a	Low	6Mbps	20
	Middle	6Mbps	20
	High	6Mbps	20
802.11ac-VHT20	Low	MCS0	20
	Middle	MCS0	20
	High	MCS0	20
802.11ac-VHT40	Low	MCS0	20
	High	MCS0	20
802.11ac-VHT80	Middle	MCS0	17
Note: 1. The worst-case data rates are determined to be as follows for each mode based upon investigation by measuring the average power, power and PSD across all data rates bandwidths, and modulations. 2. The n20/n40 mode was reduced test as identical parameter with ac20/ac40 mode.			

Special Accessories

No special accessory.

Equipment Modifications

No modification was made to the EUT tested.

Support Equipment List and Details

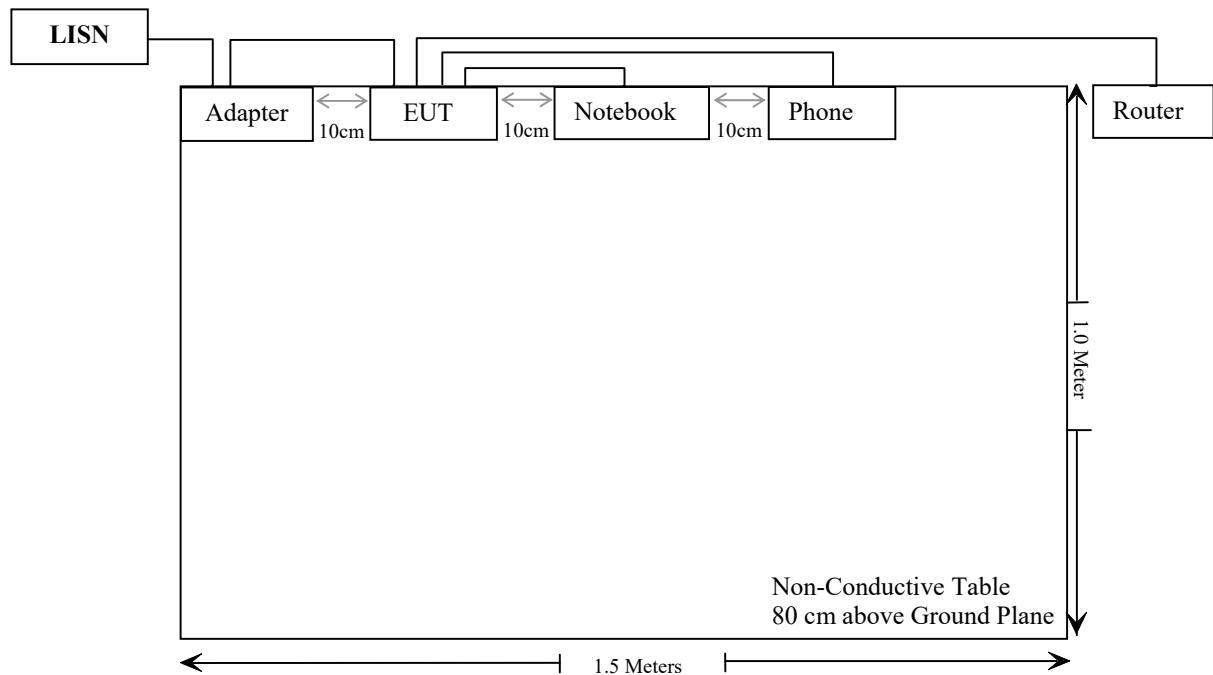
Manufacturer	Description	Model	Serial Number
Unknown	Receptacle	Unknown	Unknown
Unknown	Notebook	SR40AL	6923C086
Unknown	Phone	PA3NB16GA	Unknown
HUAWEI	Router	WS832	SEJ7S18A1000731

External I/O Cable

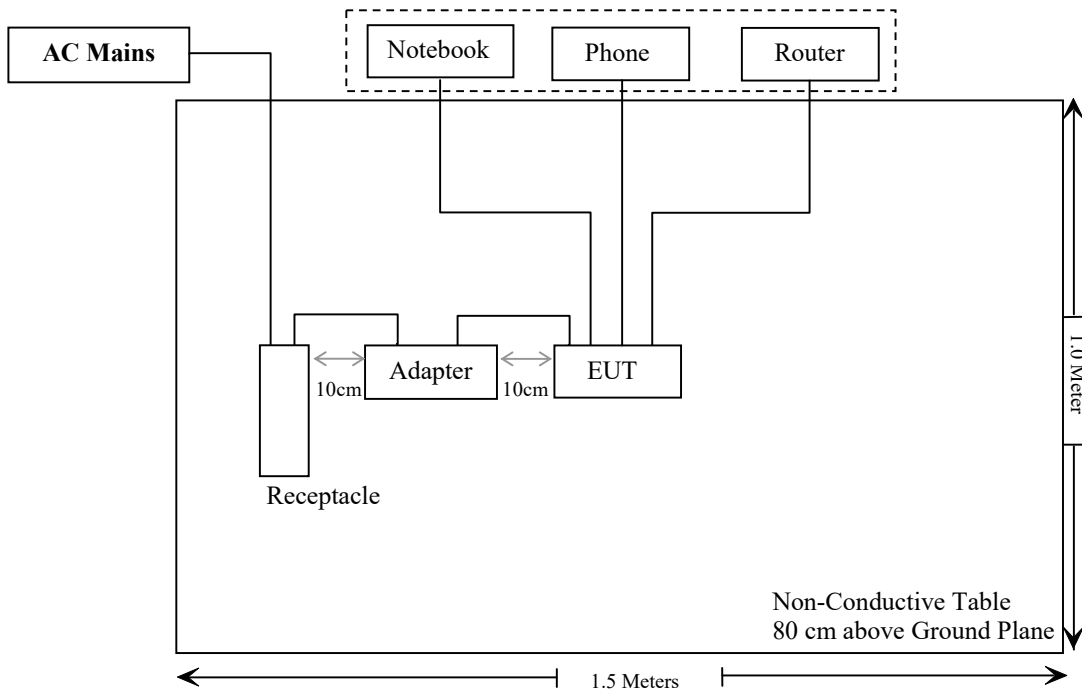
Cable Description	Length (m)	From Port	To
Shielded Un-Detachable AC Cable	1.5	Receptacle	AC Mains
Un-shielding Detachable AC Cable	2.0	Adapter	LISN/ Receptacle/ AC Mains
Un-shielding Un-Detachable DC Cable	1.5	EUT	Adapter
Un-shielding Detachable USB Cable	1.5	EUT	Phone
Un-shielding Detachable USB Cable	3.5	EUT	Phone
Un-shielding Detachable USB Cable	1.0	EUT	Notebook
Un-shielding Detachable USB Cable	3.5	EUT	Notebook
Un-shielding Detachable RJ45 Cable	10.0	EUT	Router

Block Diagram of Test Setup

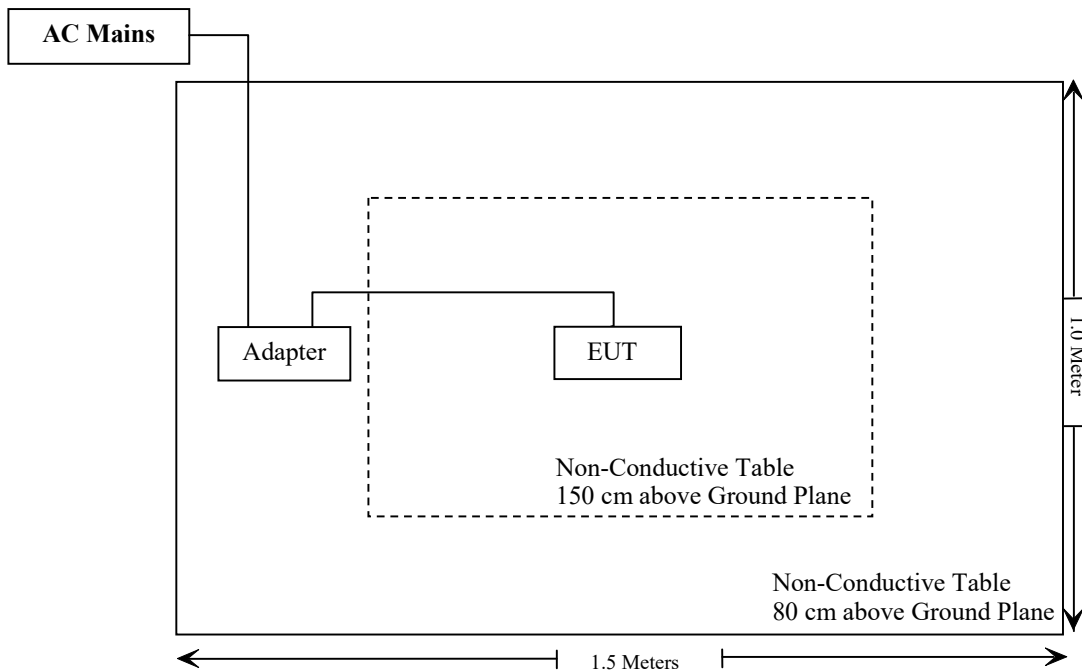
For Conducted Emissions:



For Radiated Emissions below 1GHz:



For Radiated Emissions above 1GHz:



SUMMARY OF TEST RESULTS

FCC Rules	Description of Test	Result
FCC §15.203	Antenna Requirement	Compliant
FCC §15.207(a)	AC Line Conducted Emissions	Compliant
FCC §15.207(a)	Undesirable Emission& Restricted Bands	Compliant
FCC§15.407(a) (e)	Emission Bandwidth	Compliant
FCC§15.407(a) (e)	99% Occupied Bandwidth	Compliant
FCC§15.407 (a)	Maximum Conducted Output Power	Compliant
FCC§15.407 (a)	Power Spectral Density	Compliant
§15.407 (h)	Transmit Power Control (TPC)	Not Applicable
§15.407 (h)	Dynamic Frequency Selection (DFS)	Compliant*
C63.10 §11.6	Duty Cycle	Compliant
§1.1307 (b) (3) & §2.1091	MPE-Based Exemption	Compliant

Compliant*: Please refer to the DFS report 2401Z46778E-RF-00E.

Not Applicable: For 5250-5350MHz/5470-5725MHz, the maximum EIRP is 18.27dBm<27dBm (500mW).

TEST EQUIPMENT LIST

Manufacturer	Description	Model	Serial Number	Calibration Date	Calibration Due Date
Conducted Emission Test					
Rohde & Schwarz	LISN	ENV216	101613	2024/12/04	2025/12/03
Rohde & Schwarz	Transient Limiter	ESH3Z2	DE25985	2024/05/21	2025/05/20
Rohde & Schwarz	EMI Test Receiver	ESCI	101120	2024/12/04	2025/12/03
Unknown	CE Cable	Unknown	UF A210B-1-0720-504504	2024/05/21	2025/05/20
Audix	EMI Test software	E3	191218(V9)	NCR	NCR
Radiated Emission Test					
Rohde & Schwarz	EMI Test Receiver	ESR3	102455	2024/12/04	2025/12/03
Sonoma instrument	Pre-amplifier	310N	186238	2024/05/21	2025/05/20
Sunol Sciences	Broadband Antenna	JB1	A040904-1	2023/07/20	2026/07/19
Unknown	Cable	Chamber Cable 1	F-03-EM236	2024/06/18	2025/06/17
Unknown	Cable	XH500C	J-10M-A	2024/06/18	2025/06/17
BACL	Active Loop Antenna	1313-1A	4031911	2024/05/14	2027/05/13
Unknown	Cable	2Y194	0735	2024/12/04	2025/12/03
Unknown	Cable	PNG214	1354	2024/12/04	2025/12/03
Audix	EMI Test software	E3	19821b(V9)	NCR	NCR
Rohde&Schwarz	Spectrum Analyzer	FSV40	101605	2024/03/27	2025/03/26
A.H.System	Preamplifier	PAM-0118P	489	2024/11/15	2025/11/14
Schwarzbeck	Horn Antenna	BBHA9120D(1201)	1143	2023/07/26	2026/07/25
Unknown	RF Cable	KMSE	0735	2024/12/06	2025/12/05
Unknown	RF Cable	UFA147	219661	2024/12/06	2025/12/05
Unknown	RF Cable	XH750A-N	J-10M	2024/12/06	2025/12/05
JD	Filter Switch Unit	DT7220FSU	DS79906	2024/09/09	2025/09/08
JD	Multiplex Switch Test Control Set	DT7220SCU	DS79903	2024/09/09	2025/09/08
A.H.System	Pre-amplifier	PAM-1840VH	190	2024/06/18	2025/06/17
Electro-Mechanics Co	Horn Antenna	3116	9510-2270	2023/09/18	2026/09/17
UTIFLEX	RF Cable	NO. 13	232308-001	2024/12/18	2025/12/17
Audix	EMI Test software	E3	191218(V9)	NCR	NCR

Manufacturer	Description	Model	Serial Number	Calibration Date	Calibration Due Date
RF Conducted Test					
ANRITSU	Microwave peak power sensor	MA24418A	12622	2024/05/21	2025/05/20
Rohde&Schwarz	Spectrum Analyzer	FSV40-N	102259	2024/12/04	2025/12/03
MARCONI	10dB Attenuator	6534/3	2942	2024/06/27	2025/06/26

* **Statement of Traceability:** Bay Area Compliance Laboratories Corp. (Shenzhen) attests that all calibrations have been performed in accordance to requirements that traceable to National Primary Standards and International System of Units (SI).

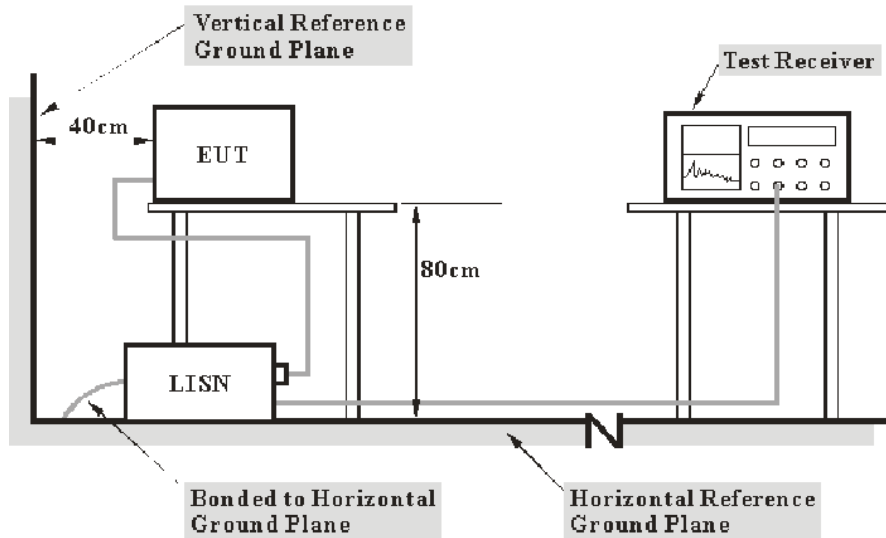
REQUIREMENTS AND TEST PROCEDURES

Conducted Emissions

Applicable Standard

FCC §15.207, §15.407(b) (6)

EUT Setup



- Note: 1. Support units were connected to second LISN.
 2. Both of LISNs (AMN) 80 cm from EUT and at the least 80 cm from other units and other metal planes support units.

The setup of EUT is according with per ANSI C63.10-2013 measurement procedure. The specification used was with the FCC Part 15.207 limits.

The spacing between the peripherals was 10 cm.

EMI Test Receiver Setup

The EMI test receiver was set to investigate the spectrum from 150 kHz to 30 MHz.

During the conducted emission test, the EMI test receiver was set with the following configurations:

Frequency Range	IF B/W
150 kHz – 30 MHz	9 kHz

Test Procedure

During the conducted emission test, the adapter was connected to the LISN.

Maximizing procedure was performed on the six (6) highest emissions of the EUT.

All data was recorded in the Quasi-peak and Average detection mode.

Factor & Over Limit Calculation

The factor is calculated by adding LISN VDF (Voltage Division Factor) and Cable Loss. The basic equation is as follows:

$$\text{Factor} = \text{LISN VDF} + \text{Cable Loss}$$

The “**Over limit**” column of the following data tables indicates the degree of compliance with the applicable limit. For example, an Over limit of -7 dB means the emission is 7 dB below the limit. The equation for calculation is as follows:

$$\begin{aligned}\text{Over Limit} &= \text{Level} - \text{Limit} \\ \text{Level} &= \text{Read Level} + \text{Factor}\end{aligned}$$

Note: The term "cable loss" refers to the combination of a cable and a 10dB transient limiter (attenuator).

Undesirable Emission

Applicable Standard

FCC §15.407 (b); §15.209; §15.205;

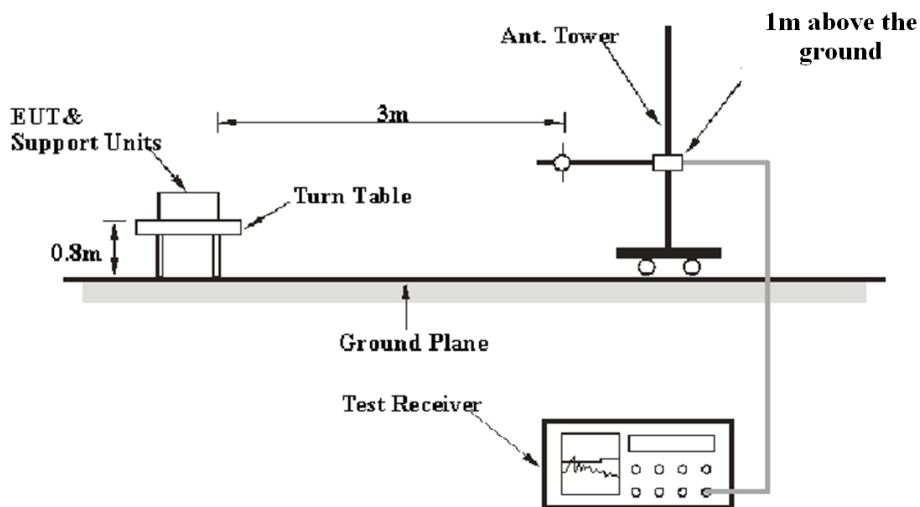
(b) Undesirable emission limits. Except as shown in paragraph (b)(7) of this section, the maximum emissions outside of the frequency bands of operation shall be attenuated in accordance with the following limits:

- (1) For transmitters operating in the 5.15-5.25 GHz band: All emissions outside of the 5.15-5.35 GHz band shall not exceed an e.i.r.p. of -27 dBm/MHz.
- (2) For transmitters operating in the 5.25-5.35 GHz band: All emissions outside of the 5.15-5.35 GHz band shall not exceed an e.i.r.p. of -27 dBm/MHz.
- (3) For transmitters operating in the 5.47-5.725 GHz band: All emissions outside of the 5.47-5.725 GHz band shall not exceed an e.i.r.p. of -27 dBm/MHz.
- (4) For transmitters operating in the 5.725-5.85 GHz band:
 - (i) All emissions shall be limited to a level of -27 dBm/MHz at 75 MHz or more above or below the band edge increasing linearly to 10 dBm/MHz at 25 MHz above or below the band edge, and from 25 MHz above or below the band edge increasing linearly to a level of 15.6 dBm/MHz at 5 MHz above or below the band edge, and from 5 MHz above or below the band edge increasing linearly to a level of 27 dBm/MHz at the band edge.

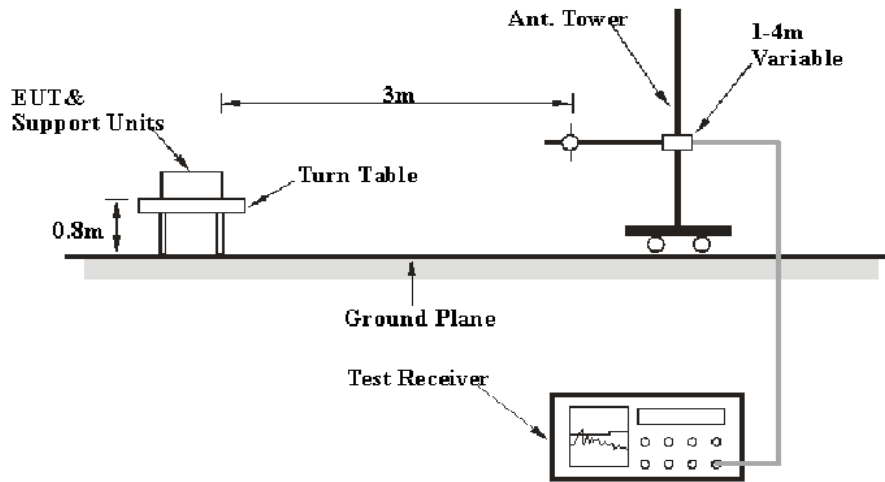
Unwanted emissions below 1 GHz must comply with the general field strength limits set forth in §15.209.

EUT Setup

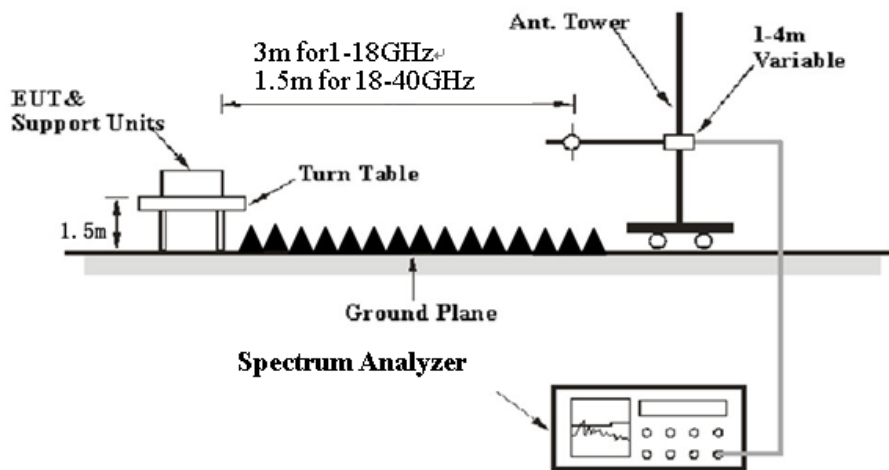
9 kHz-30MHz:



30MHz-1GHz:



Above 1 GHz:



The setup of EUT is according with per ANSI C63.10-2013 measurement procedure. The specification used was with the FCC 15.209 and FCC 15.407 limits.

The external I/O cables were draped along the test table and formed a bundle 30 to 40 cm long in the middle.

EMI Test Receiver & Spectrum Analyzer Setup

The system was investigated from 9 kHz to 40 GHz.

During the radiated emission test, the EMI test receiver & Spectrum Analyzer Setup were set with the following configurations:

9 kHz-1GHz:

Frequency Range	RBW	Video B/W	IF B/W	Measurement
9 kHz – 150 kHz	/	/	200 Hz	QP
	300 Hz	1 kHz	/	PK
150 kHz – 30 MHz	/	/	9 kHz	QP
	10 kHz	30 kHz	/	PK
30 MHz – 1000 MHz	/	/	120 kHz	QP
	100 kHz	300 kHz	/	PK

1-40GHz:

Pre-scan

Measurement	Duty cycle	RBW	Video B/W
PK	Any	1MHz	3 MHz
AV	>98%	1MHz	5 kHz
	<98%	1MHz	≥1/Ton

Final measurement for emission identified during pre-scan

Measurement	Duty cycle	RBW	Video B/W
PK	Any	1MHz	3 MHz
AV	>98%	1MHz	10 Hz
	<98%	1MHz	≥1/Ton

Note: Ton is minimum transmission duration

If the maximized peak measured value complies with under the QP/Average limit more than 6dB, then it is unnecessary to perform an QP/Average measurement.

Test Procedure

Radiated Spurious Emission

During the radiated emission test, the adapter was connected to the AC floor outlet.

Maximizing procedure was performed on the highest emissions to ensure that the EUT complied with all the installation combinations.

All final data was recorded in Quasi-peak detection mode except for the frequency bands 9–90 kHz, 110–490 kHz and above 1000 MHz, average detection modes for frequency bands 9–90 kHz and 110–490 kHz, peak and average detection modes for frequencies above 1 GHz.

For 9 kHz-30MHz, the report shall list the six emissions with the smallest margin relative to the limit, for each of the three antenna orientations (parallel, perpendicular, and ground-parallel) unless the margin is greater than 20 dB.

According to ANSI C63.10-2013,9.4: For field strength measurements made at other than the distance at which the applicable limit is specified, extrapolate the measured field strength to the field strength at the distance specified by the limit using an inverse distance correction factor (20 dB/decade of distance). In some cases, a different distance correction factor may be required;

$$E_{\text{SpecLimit}} = E_{\text{Meas}} + 20 \log \left(\frac{d_{\text{Meas}}}{d_{\text{SpecLimit}}} \right)$$

where

$E_{\text{SpecLimit}}$	is the field strength of the emission at the distance specified by the limit, in dB μ V/m
E_{Meas}	is the field strength of the emission at the measurement distance, in dB μ V/m
d_{Meas}	is the measurement distance, in m
$d_{\text{SpecLimit}}$	is the distance specified by the limit, in m

So the extrapolation factor of 1m is $20 \cdot \log(1.5/3) = -6.0$ dB, for 18-40GHz range, the limit of 1.5m distance was added by 6.0dB from limit of 3m to compared with the result measurement at 1.5m distance.

Factor & Over Limit/Margin Calculation

The Factor is calculated by adding the Antenna Factor and Cable Loss, and subtracting the Amplifier Gain. The basic equation is as follows:

$$\text{Factor} = \text{Antenna Factor} + \text{Cable Loss} - \text{Amplifier Gain}$$

The “**Over Limit/Margin**” column of the following data tables indicates the degree of compliance with the applicable limit. For example, an Over Limit/margin of -7dB means the emission is 7dB below the limit. The equation for calculation is as follows:

$$\begin{aligned} \text{Over Limit} &= \text{Level} - \text{Limit}; \text{Margin} = \text{Limit} - \text{Corrected Amplitude} \\ \text{Level} / \text{Corrected Amplitude} &= \text{Read Level} + \text{Factor} \end{aligned}$$

26 dB & 6dB Emission Bandwidth

Applicable Standard

The maximum power spectral density is measured as a conducted emission by direct connection of a calibrated test instrument to the equipment under test. If the device cannot be connected directly, alternative techniques acceptable to the Commission may be used. Measurements in the 5.725-5.85 GHz band are made over a reference bandwidth of 500 kHz or the 26 dB emission bandwidth of the device, whichever is less. Measurements in the 5.15-5.25 GHz, 5.25-5.35 GHz, and the 5.47-5.725 GHz bands are made over a bandwidth of 1 MHz or the 26 dB emission bandwidth of the device, whichever is less. A narrower resolution bandwidth can be used, provided that the measured power is integrated over the full reference bandwidth.

Within the 5.725-5.85 GHz band, the minimum 6 dB bandwidth of U-NII devices shall be at least 500 kHz.

Test Procedure

According to KDB789033 D02 section II.C and section II.D

1. Emission Bandwidth (EBW)

- a) Set RBW = approximately 1% of the emission bandwidth.
- b) Set the VBW > RBW.
- c) Detector = Peak.
- d) Trace mode = max hold.
- e) Measure the maximum width of the emission that is 26 dB down from the maximum of the emission. Compare this with the RBW setting of the analyzer. Readjust RBW and repeat measurement as needed until the RBW/EBW ratio is approximately 1%.

2. Minimum Emission Bandwidth for the band 5.725-5.85 GHz

Section 15.407(e) specifies the minimum 6 dB emission bandwidth of at least 500 KHz for the band 5.725-5.85 GHz. The following procedure shall be used for measuring this bandwidth:

- a) Set RBW = 100 kHz.
- b) Set the video bandwidth (VBW) $\geq 3 \times$ RBW.
- c) Detector = Peak.
- d) Trace mode = max hold.
- e) Sweep = auto couple.
- f) Allow the trace to stabilize.
- g) Measure the maximum width of the emission that is constrained by the frequencies associated with the two outermost amplitude points (upper and lower frequencies) that are attenuated by 6 dB relative to the maximum level measured in the fundamental emission.

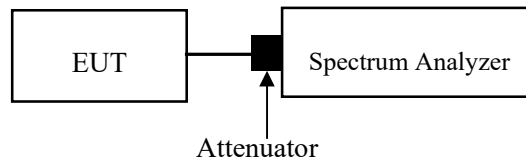
3. 99% Occupied Bandwidth:

According to ANSI C63.10-2013 Section 12.4.2&6.9.3

The occupied bandwidth is the frequency bandwidth such that, below its lower and above its upper frequency limits, the mean powers are each equal to 0.5% of the total mean power of the given emission. The following procedure shall be used for measuring 99% power bandwidth:

- a) The instrument center frequency is set to the nominal EUT channel center frequency. The frequency span for the spectrum analyzer shall be between 1.5 times and 5.0 times the OBW.
- b) The nominal IF filter bandwidth (3 dB RBW) shall be in the range of 1% to 5% of the OBW, and VBW shall be approximately three times the RBW, unless otherwise specified by the applicable requirement.

- c) Set the reference level of the instrument as required, keeping the signal from exceeding the maximum input mixer level for linear operation. In general, the peak of the spectral envelope shall be more than $[10 \log (\text{OBW}/\text{RBW})]$ below the reference level. Specific guidance is given in 4.1.5.2.
- d) Step a) through step c) might require iteration to adjust within the specified range.
- e) Video averaging is not permitted. Where practical, a sample detection and single sweep mode shall be used. Otherwise, peak detection and max hold mode (until the trace stabilizes) shall be used.
- f) Use the 99% power bandwidth function of the instrument (if available) and report the measured bandwidth.
- g) If the instrument does not have a 99% power bandwidth function, then the trace data points are recovered and directly summed in linear power terms. The recovered amplitude data points, beginning at the lowest frequency, are placed in a running sum until 0.5% of the total is reached; that frequency is recorded as the lower frequency. The process is repeated until 99.5% of the total is reached; that frequency is recorded as the upper frequency. The 99% power bandwidth is the difference between these two frequencies.
- h) The occupied bandwidth shall be reported by providing plot(s) of the measuring instrument display; the plot axes and the scale units per division shall be clearly labeled. Tabular data may be reported in addition to the plot(s).



Conducted Transmitter Output Power

Applicable Standard

For an indoor access point operating in the band 5.15-5.25 GHz, the maximum conducted output power over the frequency band of operation shall not exceed 1 W provided the maximum antenna gain does not exceed 6 dBi. In addition, the maximum power spectral density shall not exceed 17 dBm in any 1 megahertz band. If transmitting antennas of directional gain greater than 6 dBi are used, both the maximum conducted output power and the maximum power spectral density shall be reduced by the amount in dB that the directional gain of the antenna exceeds 6 dBi.

For client devices in the 5.15-5.25 GHz band, the maximum conducted output power over the frequency band of operation shall not exceed 250 mW provided the maximum antenna gain does not exceed 6 dBi. In addition, the maximum power spectral density shall not exceed 11 dBm in any 1 megahertz band. If transmitting antennas of directional gain greater than 6 dBi are used, both the maximum conducted output power and the maximum power spectral density shall be reduced by the amount in dB that the directional gain of the antenna exceeds 6 dBi.

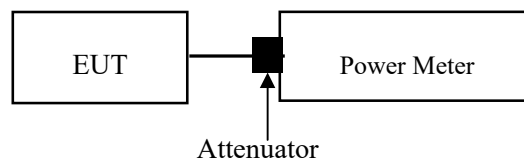
For the 5.25-5.35 GHz and 5.47-5.725 GHz bands, the maximum conducted output power over the frequency bands of operation shall not exceed the lesser of 250 mW or $11 \text{ dBm} + 10 \log B$, where B is the 26 dB emission bandwidth in megahertz. In addition, the maximum power spectral density shall not exceed 11 dBm in any 1 megahertz band. If transmitting antennas of directional gain greater than 6 dBi are used, both the maximum conducted output power and the maximum power spectral density shall be reduced by the amount in dB that the directional gain of the antenna exceeds 6 dBi.

For the band 5.725-5.85 GHz, the maximum conducted output power over the frequency band of operation shall not exceed 1 W. In addition, the maximum power spectral density shall not exceed 30 dBm in any 500-kHz band. If transmitting antennas of directional gain greater than 6 dBi are used, both the maximum conducted output power and the maximum power spectral density shall be reduced by the amount in dB that the directional gain of the antenna exceeds 6 dBi. However, fixed point-to-point U-NII devices operating in this band may employ transmitting antennas with directional gain greater than 6 dBi without any corresponding reduction in transmitter conducted power. Fixed, point-to-point operations exclude the use of point-to-multipoint systems, omnidirectional applications, and multiple collocated transmitters transmitting the same information. The operator of the U-NII device, or if the equipment is professionally installed, the installer, is responsible for ensuring that systems employing high gain directional antennas are used exclusively for fixed, point-to-point operations.

Test Procedure

According to KDB 789033 D02 General UNII Test Procedures New Rules v02r01 Method PM-G should be applied

- a. Place the EUT on a bench and set it in transmitting mode.
- b. Remove the antenna from the EUT and then connect a low loss RF cable from the antenna port to one test equipment.



Note: A short RF cable with low cable loss connected to the EUT antenna port, which was provided by client or lab, the cable loss was added with offset into test equipment, the total offset consists of attenuator and/or RF cable and/or power splitter loss

Power Spectral Density

For client devices in the 5.15-5.25 GHz band, the maximum conducted output power over the frequency band of operation shall not exceed 250 mW provided the maximum antenna gain does not exceed 6 dBi. In addition, the maximum power spectral density shall not exceed 11 dBm in any 1 megahertz band. If transmitting antennas of directional gain greater than 6 dBi are used, both the maximum conducted output power and the maximum power spectral density shall be reduced by the amount in dB that the directional gain of the antenna exceeds 6 dBi.

For the 5.25-5.35 GHz and 5.47-5.725 GHz bands, the maximum conducted output power over the frequency bands of operation shall not exceed the lesser of 250 mW or $11 \text{ dBm} + 10 \log B$, where B is the 26 dB emission bandwidth in megahertz. In addition, the maximum power spectral density shall not exceed 11 dBm in any 1 megahertz band. If transmitting antennas of directional gain greater than 6 dBi are used, both the maximum conducted output power and the maximum power spectral density shall be reduced by the amount in dB that the directional gain of the antenna exceeds 6 dBi.

For the band 5.725-5.85 GHz, the maximum conducted output power over the frequency band of operation shall not exceed 1 W. In addition, the maximum power spectral density shall not exceed 30 dBm in any 500-kHz band. If transmitting antennas of directional gain greater than 6 dBi are used, both the maximum conducted output power and the maximum power spectral density shall be reduced by the amount in dB that the directional gain of the antenna exceeds 6 dBi. However, fixed point-to-point U-NII devices operating in this band may employ transmitting antennas with directional gain greater than 6 dBi without any corresponding reduction in transmitter conducted power. Fixed, point-to-point operations exclude the use of point-to-multipoint systems, omnidirectional applications, and multiple collocated transmitters transmitting the same information. The operator of the U-NII device, or if the equipment is professionally installed, the installer, is responsible for ensuring that systems employing high gain directional antennas are used exclusively for fixed, point-to-point operations.

Test Procedure

According to KDB 789033 D02 General UNII Test Procedures New Rules v02r01

Duty cycle $\geq 98\%$

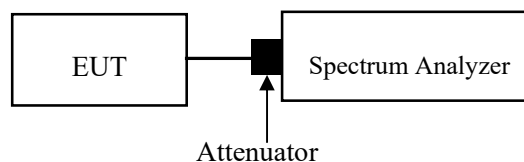
KDB 789033 D02 General UNII Test Procedures New Rules v02r01 Method SA-1 should be applied.

Duty cycle $< 98\%$, duty cycle variations are less than $\pm 2\%$

KDB 789033 D02 General UNII Test Procedures New Rules v02r01 Method SA-2 should be applied.

Duty cycle $< 98\%$, duty cycle variations exceed $\pm 2\%$

KDB 789033 D02 General UNII Test Procedures New Rules v02r01 Method SA-3 should be applied.



Note: A short RF cable with low cable loss connected to the EUT antenna port, which was provided by client or lab, the cable loss was added with offset into test equipment, the total offset consists of attenuator and/or RF cable and/or power splitter loss

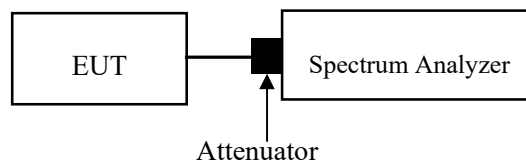
Duty Cycle

Test Procedure

According to ANSI C63.10-2013 Section 12.2

The zero-span mode on a spectrum analyzer or EMI receiver if the response time and spacing between bins on the sweep are sufficient to permit accurate measurements of the ON and OFF times of the transmitted signal:

- 1) Set the center frequency of the instrument to the center frequency of the transmission.
- 2) Set $RBW \geq OBW$ if possible; otherwise, set RBW to the largest available value.
- 3) Set $VBW \geq RBW$. Set detector = peak or average.
- 4) The zero-span measurement method shall not be used unless both RBW and VBW are $> 50/T$ and the number of sweep points across duration T exceeds 100. (For example, if VBW and/or RBW are limited to 3 MHz, then the zero-span method of measuring the duty cycle shall not be used if $T \leq 16.7 \mu s$.)



ANTENNA REQUIREMENT

Applicable Standard

According to FCC § 15.203, an intentional radiator shall be designed to ensure that no antenna other than that furnished by the responsible party shall be used with the device. The use of a permanently attached antenna or of an antenna that uses a unique coupling to the intentional radiator shall be considered sufficient to comply with the provisions of this Section. The manufacturer may design the unit so that a broken antenna can be replaced by the user, but the use of a standard antenna jack or electrical connector is prohibited.

Further, this requirement does not apply to intentional radiators that must be professionally installed, such as perimeter protection systems and some field disturbance sensors, or to other intentional radiators which, in accordance with § 15.31(d), must be measured at the installation site. However, the installer shall be responsible for ensuring that the proper antenna is employed so that the limits in this part are not exceeded.

Antenna Connector Construction

The EUT has one internal antenna arrangement, which was permanently attached, the antenna gain[#] is 4.9dBi for 5150-5250MHz, 4.6dBi for 5250-5350MHz, 5.3dBi for 5470-5725MHz and 5.2dBi for 5725-5850MHz, fulfill the requirement of this section. Please refer to the EUT photos.

Result: Compliant

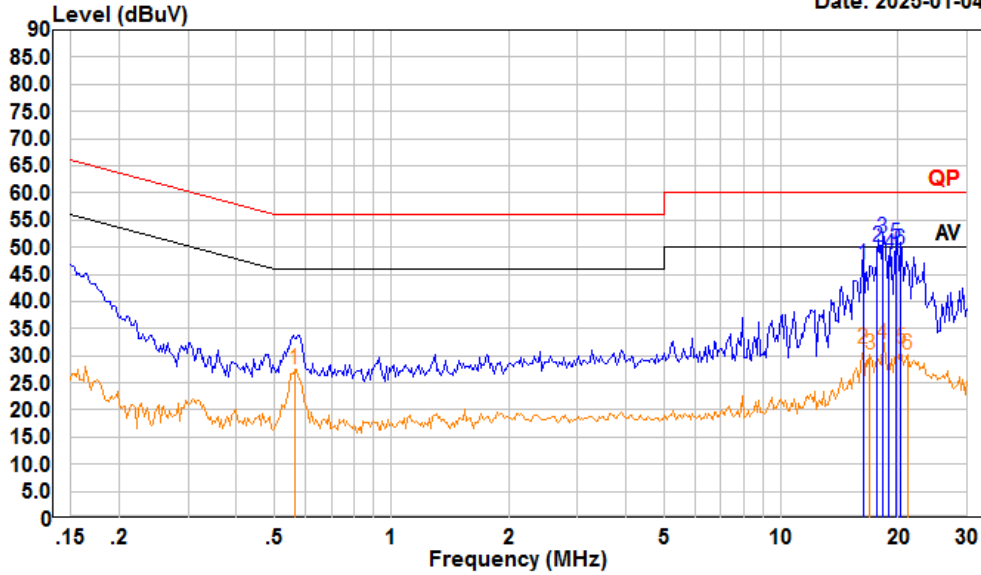
TEST DATA AND RESULTS

Conducted Emissions

Temperature (°C)	23	Relative Humidity (%)	35
ATM Pressure (kPa)	101.2	Test engineer	Macy Shi
Test date	2025/01/04		
EUT operation mode	Transmitting (Maximum output power mode, 802.11a Mode 5825MHz)		

AC 120V 60 Hz, Line

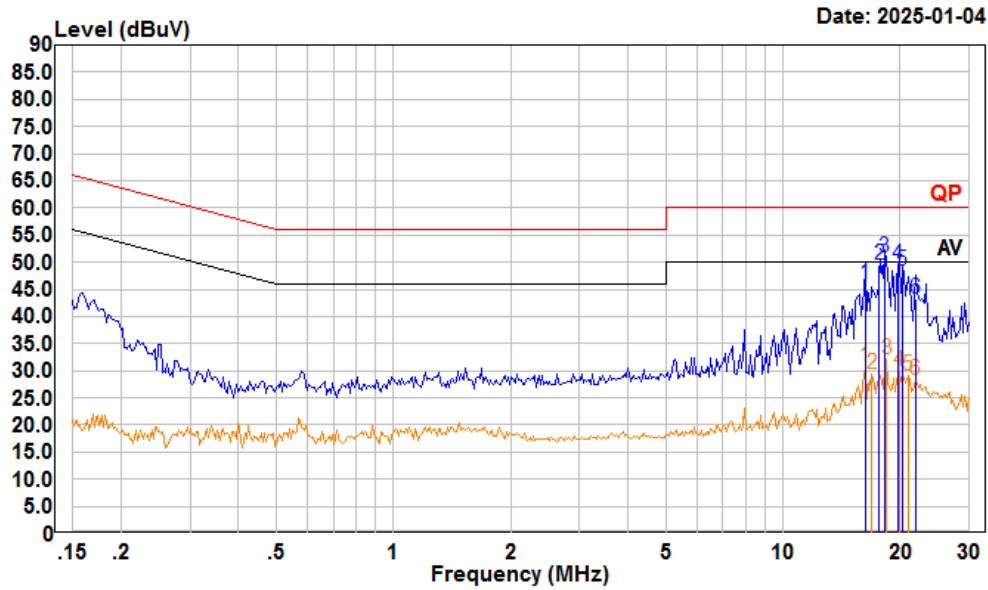
Date: 2025-01-04



Trace: 1
 Condition: Line
 Project : 2401Z46778E-RF
 tester : Macy.shi Note:Transmitting
 Setting : RBW:9kHz VBW:Auto SWT:Auto

	Read Freq	Read Level	LISN Level	LISN Factor	Cable Loss	Limit Line	Over Limit	Remark
	MHz	dBuV	dBuV	dB	dB	dBuV	dB	
1	16.226	26.10	46.72	10.41	10.21	60.00	-13.28	QP
2	17.693	29.40	50.12	10.53	10.19	60.00	-9.88	QP
3	18.243	31.00	51.76	10.57	10.19	60.00	-8.24	QP
4	18.914	27.80	48.60	10.62	10.18	60.00	-11.40	QP
5	19.709	29.80	50.65	10.68	10.17	60.00	-9.35	QP
6	20.258	28.60	49.47	10.70	10.17	60.00	-10.53	QP
	Read Freq	Read Level	LISN Level	LISN Factor	Cable Loss	Limit Line	Over Limit	Remark
	MHz	dBuV	dBuV	dB	dB	dBuV	dB	
1	0.564	7.12	27.52	10.27	10.13	46.00	-18.48	Average
2	16.226	10.55	31.17	10.41	10.21	50.00	-18.83	Average
3	16.928	9.62	30.29	10.47	10.20	50.00	-19.71	Average
4	18.232	11.30	32.06	10.57	10.19	50.00	-17.94	Average
5	20.270	10.31	31.18	10.70	10.17	50.00	-18.82	Average
6	21.147	9.20	30.06	10.69	10.17	50.00	-19.94	Average

AC 120V 60 Hz, Neutral



Trace: 1
 Condition: Neutral
 Project : 2401Z46778E-RF
 tester : Macy.shi Note:Transmitting
 Setting : RBW:9kHz VBW:Auto SWT:Auto

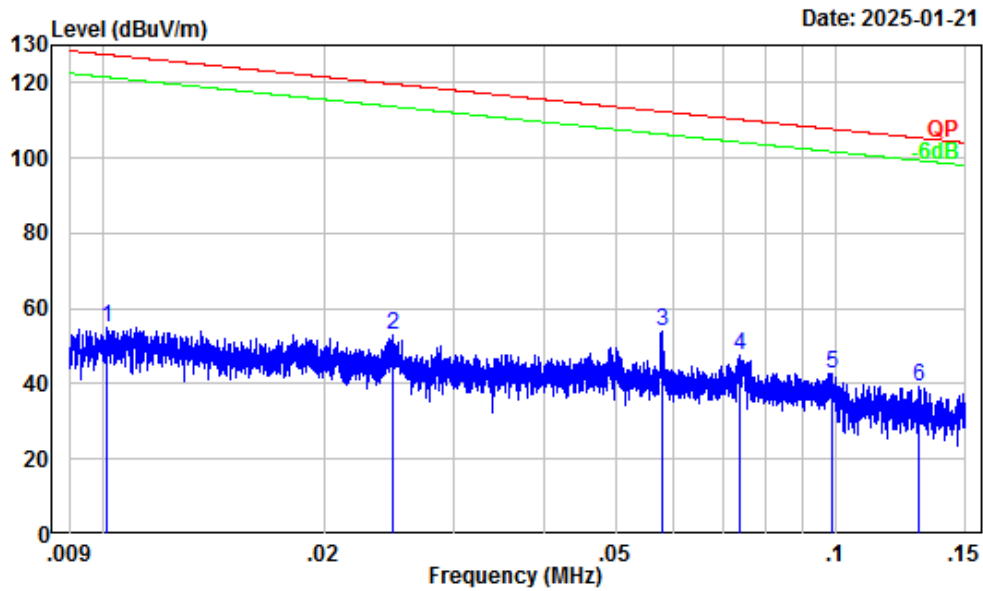
	Read Freq	Read Level	LISN Level	LISN Factor	Cable Loss	Limit Line	Over Limit	Remark
	MHz	dBuV	dBuV	dB	dB	dBuV	dB	
1	16.226	25.29	45.85	10.35	10.21	60.00	-14.15	QP
2	17.693	28.90	49.38	10.29	10.19	60.00	-10.62	QP
3	18.243	30.30	50.75	10.26	10.19	60.00	-9.25	QP
4	19.709	29.20	49.58	10.21	10.17	60.00	-10.42	QP
5	20.259	28.10	48.47	10.20	10.17	60.00	-11.53	QP
6	21.907	22.80	43.20	10.22	10.18	60.00	-16.80	QP
	Read Freq	Read Level	LISN Level	LISN Factor	Cable Loss	Limit Line	Over Limit	Remark
	MHz	dBuV	dBuV	dB	dB	dBuV	dB	
1	16.226	10.17	30.73	10.35	10.21	50.00	-19.27	Average
2	16.928	8.82	29.34	10.32	10.20	50.00	-20.66	Average
3	18.426	11.60	32.05	10.26	10.19	50.00	-17.95	Average
4	19.845	9.43	29.81	10.21	10.17	50.00	-20.19	Average
5	20.924	8.68	29.06	10.21	10.17	50.00	-20.94	Average
6	21.830	7.86	28.26	10.22	10.18	50.00	-21.74	Average

Undesirable Emission

Temperature (°C)	24.2-25.8	Relative Humidity (%)	33-55
ATM Pressure (kPa):	101.1-101.8	Test engineer:	Anson Su & Zenos Qiao
Test date:	2025/01/21-2025/02/20		
EUT operation mode:	Below 1GHz: Transmitting (Maximum output power mode, 802.11a Mode 5825MHz) Above 1GHz: Transmitting		
Note:	<ol style="list-style-type: none"> 1. For the radiated spurious emission below 30MHz, only the worst case (parallel) was recorded. 2. When the test result of peak was less than the limit of QP/Average more than 6dB, just peak value were recorded. 3. After pre-scan in the X, Y and Z axes of orientation, the worst case z-axis of orientation were recorded. 		

Below 1GHz:

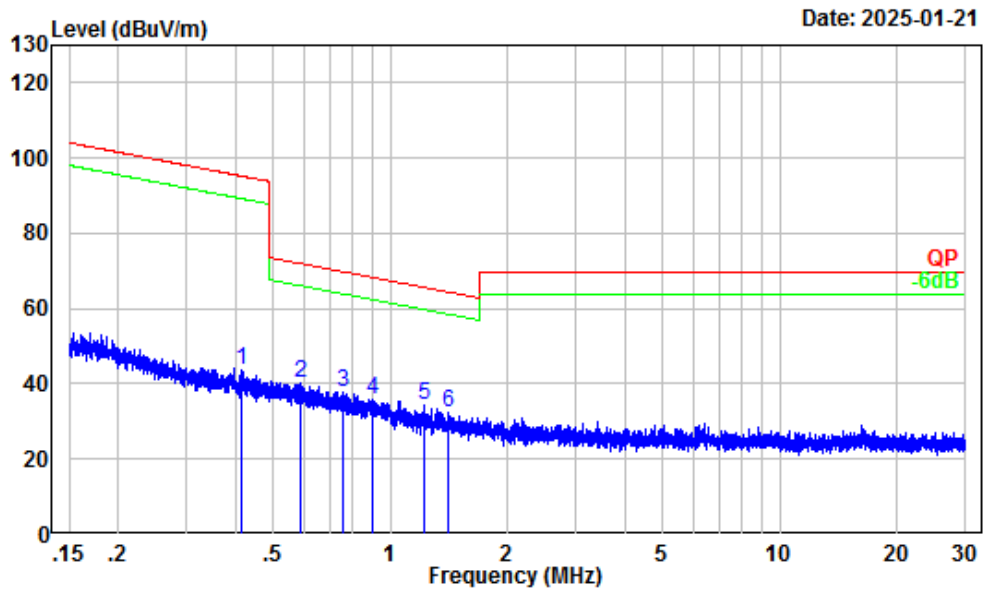
9kHz-150kHz



Site : Chamber A
 Condition : 3m
 Project Number: 2401Z46778E-RF
 Test Mode : 5G WIFI Transmitting
 Detector : Peak RBW/VBW:0.3/1kHz
 Tester : Anson Su

	Freq	Factor	Read Level	Limit Level	Over Line	Over Limit	Remark
	MHz	dB/m	dBuV	dBuV/m	dBuV/m	dB	
1	0.01	32.28	22.86	55.14	127.50	-72.36	Peak
2	0.02	29.48	23.35	52.83	119.71	-66.88	Peak
3	0.06	25.62	28.15	53.77	112.36	-58.59	Peak
4	0.07	24.02	23.65	47.67	110.24	-62.57	Peak
5	0.10	22.11	20.72	42.83	107.74	-64.91	Peak
6	0.13	20.27	18.91	39.18	105.37	-66.19	Peak

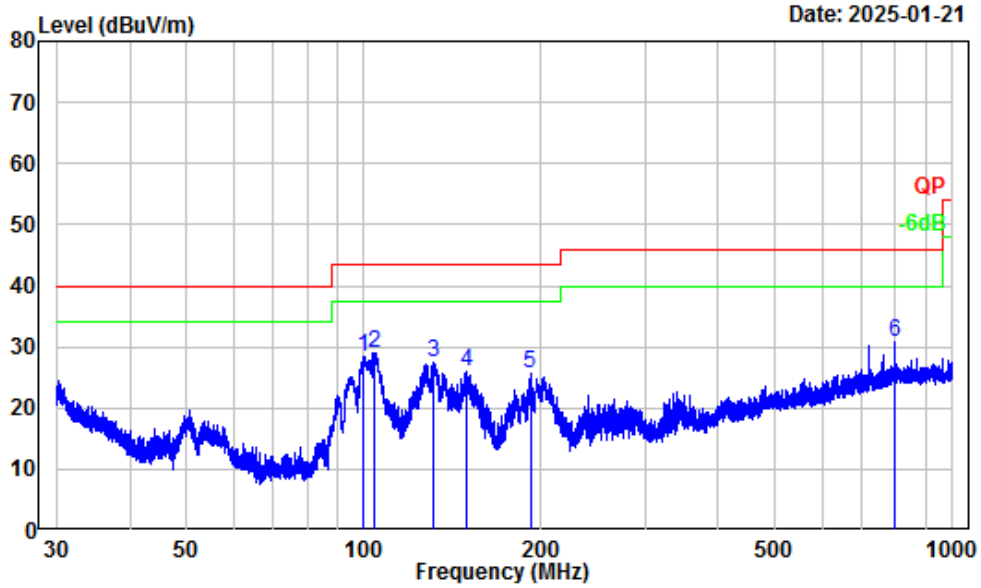
150kHz-30MHz



Site : Chamber A
 Condition : 3m
 Project Number: 2401Z46778E-RF
 Test Mode : 5G WIFI Transmitting
 Detector : Peak RBW/VBW:10/30kHz
 Tester : Anson Su

	Freq	Factor	Read Level	Level	Limit Line	Over Limit	Remark
	MHz	dB/m	dBuV	dBuV/m	dBuV/m	dB	
1	0.42	7.99	35.75	43.74	95.21	-51.47	Peak
2	0.59	5.27	34.84	40.11	72.13	-32.02	Peak
3	0.76	3.23	34.69	37.92	69.94	-32.02	Peak
4	0.90	1.96	33.94	35.90	68.42	-32.52	Peak
5	1.23	0.57	33.98	34.55	65.66	-31.11	Peak
6	1.40	0.07	32.48	32.55	64.46	-31.91	Peak

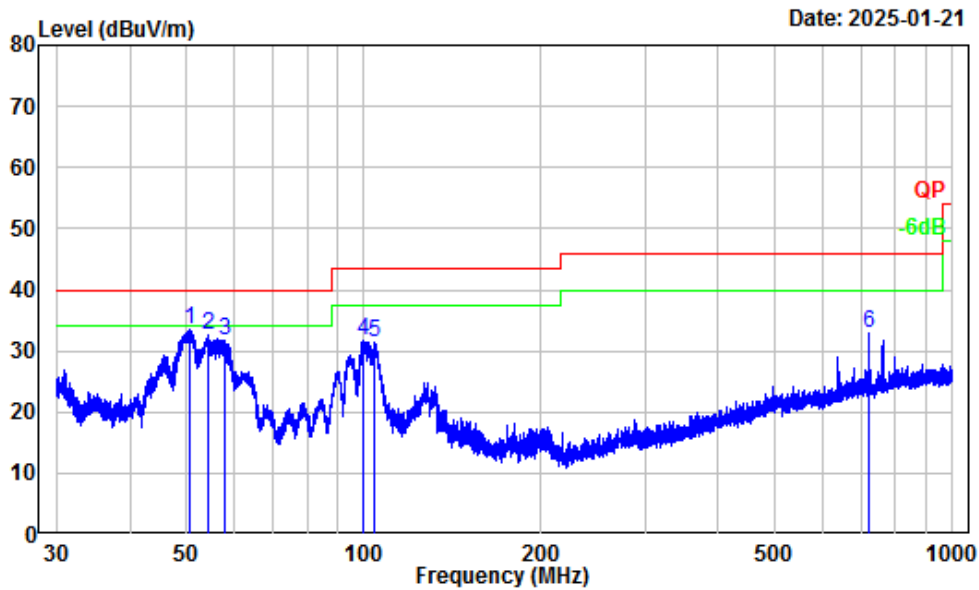
30MHz-1GHz_Horizontal



Site : Chamber A
 Condition : 3m Horizontal
 Project Number: 2401Z46778E-RF
 Test Mode : 5G WIFI Transmitting
 Detector : Peak RBW/VBW:100/300kHz
 Tester : Anson Su

	Freq	Factor	Read Level	Level	Limit Line	Over Limit	Remark
	MHz	dB/m	dBuV	dBuV/m	dBuV/m	dB	
1	99.62	-16.01	44.31	28.30	43.50	-15.20	Peak
2	103.85	-14.72	43.81	29.09	43.50	-14.41	Peak
3	131.58	-11.31	38.71	27.40	43.50	-16.10	Peak
4	149.16	-12.38	38.40	26.02	43.50	-17.48	Peak
5	191.66	-14.03	39.59	25.56	43.50	-17.94	Peak
6	800.03	-2.14	32.92	30.78	46.00	-15.22	Peak

30MHz-1GHz_Vertical



Site : Chamber A
 Condition : 3m Vertical
 Project Number: 2401Z46778E-RF
 Test Mode : 5G WIFI Transmitting
 Detector : Peak RBW/VBW:100/300kHz
 Tester : Anson Su

	Freq	Factor	Read Level	Level	Limit Line	Over Limit	Remark
	MHz	dB/m	dBuV	dBuV/m	dBuV/m	dB	
1	50.63	-18.04	51.44	33.40	40.00	-6.60	Peak
2	54.21	-18.32	50.92	32.60	40.00	-7.40	Peak
3	58.10	-18.22	49.78	31.56	40.00	-8.44	Peak
4	99.79	-15.95	47.70	31.75	43.50	-11.75	Peak
5	104.12	-14.63	45.95	31.32	43.50	-12.18	Peak
6	720.15	-3.20	36.11	32.91	46.00	-13.09	Peak

**Above 1GHz:
5150-5250 MHz**

Frequency (MHz)	Reading (dBµV)	PK/Ave	Polar (H/V)	Factor (dB/m)	Corrected Amplitude (dBµV/m)	Limit (dBµV/m)	Margin (dB)
802.11a							
Low Channel							
10360.00	50.97	PK	H	2.53	54.50	68.2	-13.70
10360.00	51.02	PK	V	2.53	53.55	68.2	-14.65
Middle Channel							
10400.00	50.92	PK	H	2.55	53.47	68.2	-14.73
10400.00	51.96	PK	V	2.55	54.51	68.2	-13.69
High Channel							
10480.00	51.19	PK	H	2.25	53.44	68.2	-14.76
10480.00	50.65	PK	V	2.25	52.90	68.2	-15.30
802.11ac20							
Low Channel							
10360.00	52.64	PK	H	2.53	55.17	68.2	-13.03
10360.00	52.28	PK	V	2.53	54.81	68.2	-13.39
Middle Channel							
10400.00	51.52	PK	H	2.55	54.07	68.2	-14.13
10400.00	52.72	PK	V	2.55	55.27	68.2	-12.93
High Channel							
10480.00	53.11	PK	H	2.25	55.36	68.2	-12.84
10480.00	50.68	PK	V	2.25	52.93	68.2	-15.27
802.11ac40							
Low Channel							
10380.00	51.36	PK	H	2.54	53.90	68.2	-14.30
10380.00	50.77	PK	V	2.54	53.31	68.2	-14.89
High Channel							
10460.00	50.35	PK	H	2.32	52.67	68.2	-15.53
10460.00	52.46	PK	V	2.32	54.78	68.2	-13.42
802.11ac80							
Middle Channel							
10420.00	51.78	PK	H	2.48	54.26	68.2	-13.94
10420.00	52.11	PK	V	2.48	54.59	68.2	-13.61

5250-5350MHz

Frequency (MHz)	Reading (dBµV)	PK/Ave	Polar (H/V)	Factor (dB/m)	Corrected Amplitude (dBµV/m)	Limit (dBµV/m)	Margin (dB)
802.11a							
Low Channel							
10520.00	51.50	PK	H	2.18	53.68	68.2	-14.52
10520.00	50.89	PK	V	2.18	53.07	68.2	-15.13
Middle Channel							
10560.00	51.27	PK	H	2.18	53.45	68.2	-14.75
10560.00	50.58	PK	V	2.18	52.76	68.2	-15.44
High Channel							
10640.00	50.83	PK	H	2.59	53.42	74	-20.58
10640.00	51.05	PK	V	2.59	53.64	74	-20.36
802.11ac20							
Low Channel							
10520.00	52.04	PK	H	2.18	54.22	68.2	-13.98
10520.00	50.91	PK	V	2.18	53.09	68.2	-15.11
Middle Channel							
10560.00	51.82	PK	H	2.18	54.00	68.2	-14.20
10560.00	50.97	PK	V	2.18	53.15	68.2	-15.05
High Channel							
10640.00	50.69	PK	H	2.59	53.28	74	-20.72
10640.00	51.19	PK	V	2.59	53.78	74	-20.22
802.11ac40							
Low Channel							
10540.00	51.94	PK	H	2.18	54.12	68.2	-14.08
10540.00	51.68	PK	V	2.18	53.86	68.2	-14.34
High Channel							
10620.00	51.40	PK	H	2.37	53.77	74	-20.23
10620.00	50.79	AV	H	2.37	53.16	74	-20.84
802.11ac80							
Middle Channel							
10580.00	51.60	PK	H	2.18	53.78	68.2	-14.42
10580.00	51.10	PK	V	2.18	53.28	68.2	-14.92

5470-5725MHz

Frequency (MHz)	Reading (dBµV)	PK/Ave	Polar (H/V)	Factor (dB/m)	Corrected Amplitude (dBµV/m)	Limit (dBµV/m)	Margin (dB)
802.11a							
Low Channel							
11000.00	50.79	PK	H	4.29	55.08	74	-18.92
11000.00	38.95	AV	H	4.29	43.24	54	-10.76
11000.00	51.19	PK	V	4.29	55.48	74	-18.52
11000.00	39.03	AV	V	4.29	43.32	54	-10.68
Middle Channel							
11160.00	51.93	PK	H	3.5	55.43	74	-18.57
11160.00	40.53	AV	H	3.5	44.03	54	-9.97
11160.00	52.19	PK	V	3.5	55.69	74	-18.31
11160.00	41.21	AV	V	3.5	44.71	54	-9.29
High Channel							
11400.00	51.28	PK	H	3.32	54.60	74	-19.40
11400.00	40.86	AV	H	3.32	44.18	54	-9.82
11400.00	51.61	PK	V	3.32	54.93	74	-19.07
11400.00	41.28	AV	V	3.32	44.60	54	-9.40
Cross Channel							
11440.00	51.68	PK	H	3.32	55.00	74	-19.00
11440.00	40.66	AV	H	3.32	43.98	54	-10.02
11440.00	51.25	PK	V	3.32	54.57	74	-19.43
11440.00	40.64	AV	V	3.32	43.96	54	-10.04

Frequency (MHz)	Reading (dBµV)	PK/Ave	Polar (H/V)	Factor (dB/m)	Corrected Amplitude (dBµV/m)	Limit (dBµV/m)	Margin (dB)
802.11ac20							
Low Channel							
11000.00	51.25	PK	H	4.29	55.54	74	-18.46
11000.00	40.04	AV	H	4.29	44.33	54	-9.67
11000.00	50.50	PK	V	4.29	54.79	74	-19.21
11000.00	39.89	AV	V	4.29	44.18	54	-9.82
Middle Channel							
11160.00	51.90	PK	H	3.5	55.40	74	-18.60
11160.00	40.27	AV	H	3.5	43.77	54	-10.23
11160.00	52.18	PK	V	3.5	55.68	74	-18.32
11160.00	40.72	AV	V	3.5	44.22	54	-9.78
High Channel							
11400.00	51.49	PK	H	3.32	54.81	74	-19.19
11400.00	40.38	AV	H	3.32	43.70	54	-10.30
11400.00	51.89	PK	V	3.32	55.21	74	-18.79
11400.00	41.11	AV	V	3.32	44.43	54	-9.57
Cross Channel							
11440.00	51.59	PK	H	3.32	54.91	74	-19.09
11440.00	41.49	AV	H	3.32	44.81	54	-9.19
11440.00	50.69	PK	V	3.32	54.01	74	-19.99
11440.00	40.58	AV	V	3.32	43.90	54	-10.10

Frequency (MHz)	Reading (dBµV)	PK/Ave	Polar (H/V)	Factor (dB/m)	Corrected Amplitude (dBµV/m)	Limit (dBµV/m)	Margin (dB)
802.11ac40							
Low Channel							
11020.00	51.19	PK	H	4.1	55.29	74	-18.71
11020.00	39.75	AV	H	4.1	43.85	54	-10.15
11020.00	51.55	PK	V	4.1	55.65	74	-18.35
11020.00	39.89	AV	V	4.1	43.99	54	-10.01
Middle Channel							
11100.00	51.39	PK	H	3.34	54.73	74	-19.27
11100.00	40.75	AV	H	3.34	44.09	54	-9.91
11100.00	51.97	PK	V	3.34	55.31	74	-18.69
11100.00	40.86	AV	V	3.34	44.20	54	-9.80
High Channel							
11340.00	51.51	PK	H	3.46	54.97	74	-19.03
11340.00	41.24	AV	H	3.46	44.70	54	-9.30
11340.00	50.70	PK	V	3.46	54.16	74	-19.84
11340.00	40.31	AV	V	3.46	43.77	54	-10.23
Cross Channel							
11420.00	51.92	PK	H	3.32	55.24	74	-18.76
11420.00	40.81	AV	H	3.32	44.13	54	-9.87
11420.00	50.73	PK	V	3.32	54.05	74	-19.95
11420.00	40.58	AV	V	3.32	43.90	54	-10.10

Frequency (MHz)	Reading (dB μ V)	PK/Ave	Polar (H/V)	Factor (dB/m)	Corrected Amplitude (dB μ V/m)	Limit (dB μ V/m)	Margin (dB)
802.11ac80							
Low Channel							
11060.00	51.89	PK	H	3.71	55.60	74	-18.40
11060.00	40.30	AV	H	3.71	44.01	54	-9.99
11060.00	52.14	PK	V	3.71	55.85	74	-18.15
11060.00	40.51	AV	V	3.71	44.22	54	-9.78
High Channel							
11220.00	50.85	PK	H	3.6	54.45	74	-19.55
11220.00	40.45	AV	H	3.6	44.05	54	-9.95
11220.00	51.72	PK	V	3.6	55.32	74	-18.68
11220.00	41.20	AV	V	3.6	44.80	54	-9.20
Cross Channel							
11380.00	51.41	PK	H	3.32	54.73	74	-19.27
11380.00	40.61	AV	H	3.32	43.93	54	-10.07
11380.00	51.51	PK	V	3.32	54.83	74	-19.17
11380.00	41.15	AV	V	3.32	44.47	54	-9.53

5725-5850MHz

Frequency (MHz)	Reading (dBµV)	PK/Ave	Polar (H/V)	Factor (dB/m)	Corrected Amplitude (dBµV/m)	Limit (dBµV/m)	Margin (dB)
802.11a							
Low Channel							
11490.00	51.33	PK	H	3.54	54.87	74	-19.13
11490.00	40.80	AV	H	3.54	44.34	54	-9.66
11490.00	51.21	PK	V	3.54	54.75	74	-19.25
11490.00	40.72	AV	V	3.54	44.26	54	-9.74
Middle Channel							
11570.00	51.52	PK	H	3.3	54.82	74	-19.18
11570.00	40.77	AV	H	3.3	44.07	54	-9.93
11570.00	51.88	PK	V	3.3	55.18	74	-18.82
11570.00	40.87	AV	V	3.3	44.17	54	-9.83
High Channel							
11650.00	51.72	PK	H	3.42	55.14	74	-18.86
11650.00	40.47	AV	H	3.42	43.89	54	-10.11
11650.00	51.71	PK	V	3.42	55.13	74	-18.87
11650.00	40.21	AV	V	3.42	43.63	54	-10.37
802.11ac20							
Low Channel							
11490.00	51.15	PK	H	3.54	54.69	74	-19.31
11490.00	40.57	AV	H	3.54	44.11	54	-9.89
11490.00	50.49	PK	V	3.54	54.03	74	-19.97
11490.00	40.34	AV	V	3.54	43.88	54	-10.12
Middle Channel							
11570.00	51.70	PK	H	3.3	55.00	74	-19.00
11570.00	40.80	AV	H	3.3	44.10	54	-9.90
11570.00	51.76	PK	V	3.3	55.06	74	-18.94
11570.00	40.81	AV	V	3.3	44.11	54	-9.89
High Channel							
11650.00	51.27	PK	H	3.42	54.69	74	-19.31
11650.00	40.78	AV	H	3.42	44.20	54	-9.80
11650.00	50.75	PK	V	3.42	54.17	74	-19.83
11650.00	40.70	AV	V	3.42	44.12	54	-9.88

Frequency (MHz)	Reading (dBµV)	PK/Ave	Polar (H/V)	Factor (dB/m)	Corrected Amplitude (dBµV/m)	Limit (dBµV/m)	Margin (dB)
802.11ac40							
Low Channel							
11510.00	51.10	PK	H	3.53	54.63	74	-19.37
11510.00	40.35	AV	H	3.53	43.88	54	-10.12
11510.00	51.97	PK	V	3.53	55.50	74	-18.50
11510.00	40.61	AV	V	3.53	44.14	54	-9.86
High Channel							
11590.00	51.29	PK	H	3.21	54.50	74	-19.50
11590.00	40.52	AV	H	3.21	43.73	54	-10.27
11590.00	51.48	PK	V	3.21	54.69	74	-19.31
11590.00	40.63	AV	V	3.21	43.84	54	-10.16
802.11ac80							
Middle Channel							
11550.00	50.78	PK	H	3.37	54.15	74	-19.85
11550.00	40.22	AV	H	3.37	43.59	54	-10.41
11550.00	51.37	PK	V	3.37	54.74	74	-19.26
11550.00	41.02	AV	V	3.37	44.39	54	-9.61

Note:

Factor = Antenna factor (RX) + Cable Loss – Amplifier Factor

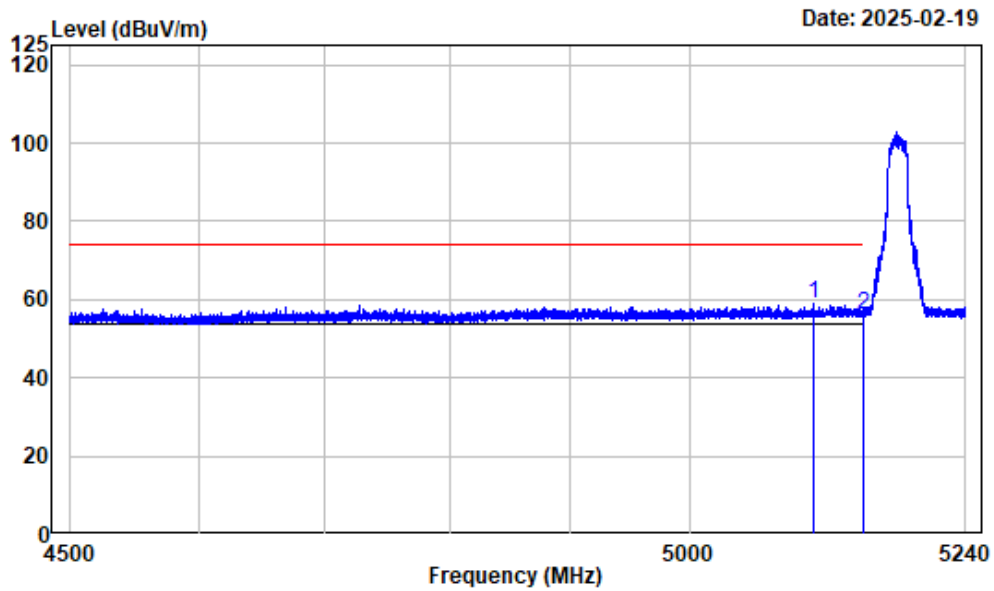
Corrected Amplitude = Factor + Reading

Margin = Corrected. Amplitude - Limit

The other spurious emission which is in the noise floor level was not recorded.

**Test plots:
5150-5250 MHz**

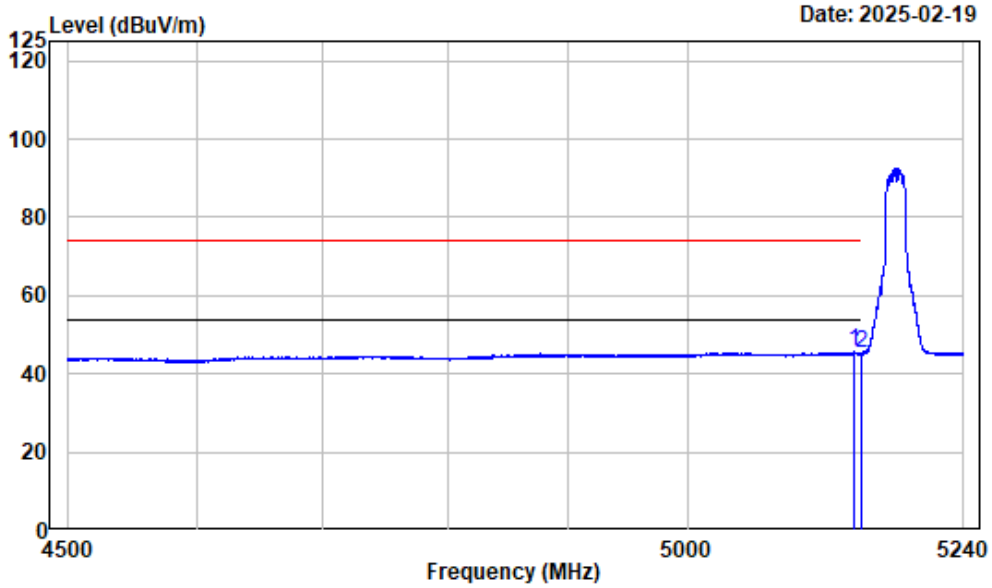
Left Band edge_Horizontal_Peak_802.11a_5180MHz



Condition : Horizontal
 Project No. : 2401Z46778E-RF
 Tester : Zenos Qiao
 Spectrum setting: Peak reading:RBW:1MHz VBW:3MHz Detector:Peak
 Note : 5GWiFi-Band1-A-5180

	Freq	Factor	Read Level	Level	Limit Line	Over Limit	Remark
	MHz	dB/m	dBuV	dBuV/m	dBuV/m	dB	
1	5106.136	-7.48	66.48	59.00	74.00	-15.00	Peak
2	5150.000	-7.46	63.42	55.96	74.00	-18.04	Peak

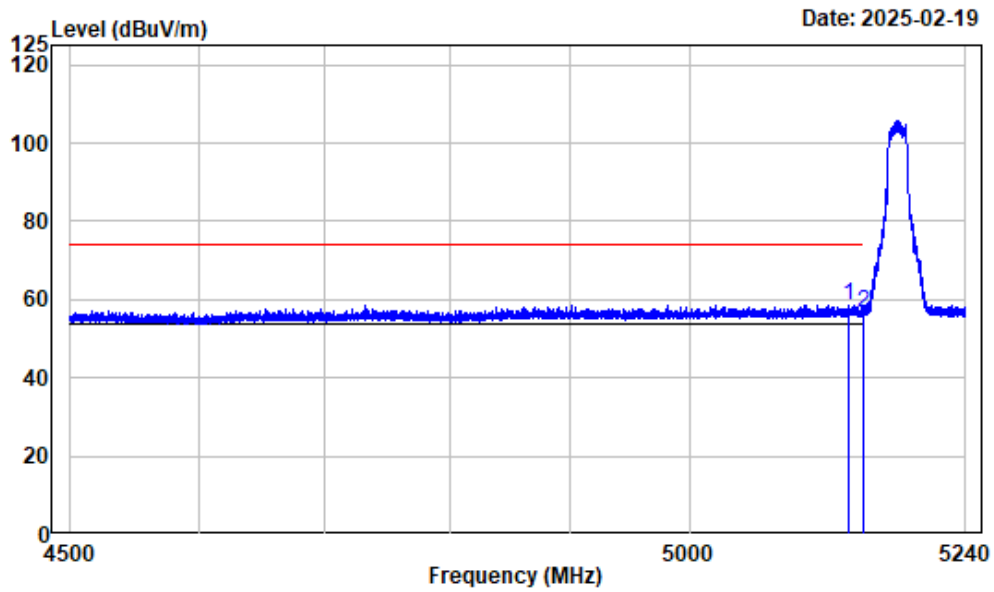
Left Band edge_Horizontal_Average_802.11a_5180MHz



Condition : Horizontal
 Project No. : 2401Z46778E-RF
 Tester : Zenos Qiao
 Spectrum setting: Average reading:RBW:1MHz VBW:1kHz Detector:Peak
 Note : 5GWiFi-Band1-A-5180

	Freq	Factor	Read Level	Level	Limit Line	Over Limit	Remark
	MHz	dB/m	dBuV	dBuV/m	dBuV/m	dB	
1	5143.141	-7.46	53.05	45.59	54.00	-8.41	Average
2	5150.000	-7.46	52.56	45.10	54.00	-8.90	Average

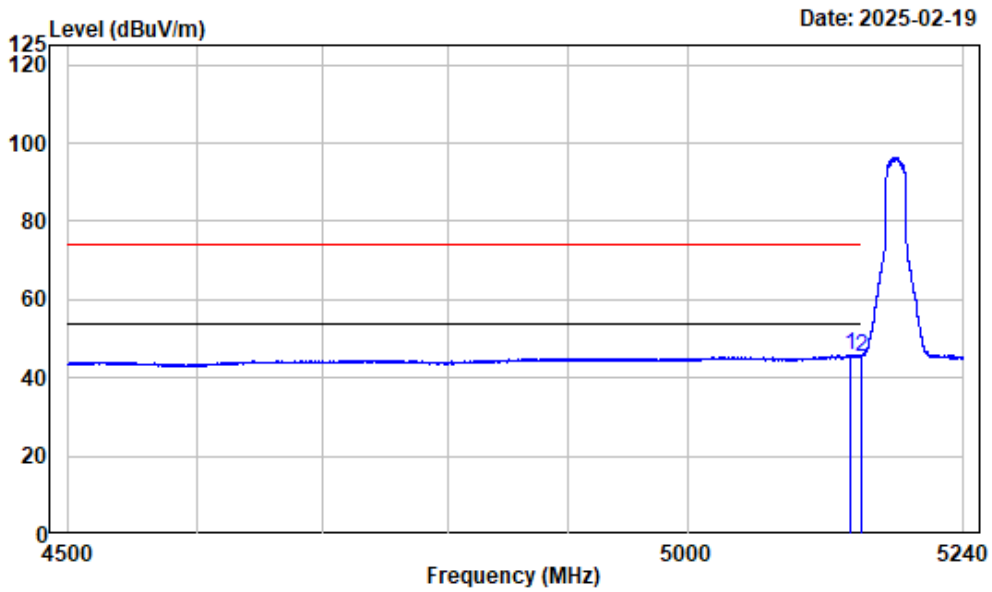
Left Band edge_Vertical_Peak_802.11a_5180MHz



Condition : Vertical
 Project No. : 2401Z46778E-RF
 Tester : Zenos Qiao
 Spectrum setting: Peak reading:RBW:1MHz VBW:3MHz Detector:Peak
 Note : 5GWiFi-Band1-A-5180

	Freq	Factor	Read		Limit	Over	Remark
			Level	Level	Line	Limit	
	MHz	dB/m	dBuV	dBuV/m	dBuV/m	dB	
1	5136.942	-7.46	66.02	58.56	74.00	-15.44	Peak
2	5150.000	-7.46	64.21	56.75	74.00	-17.25	Peak

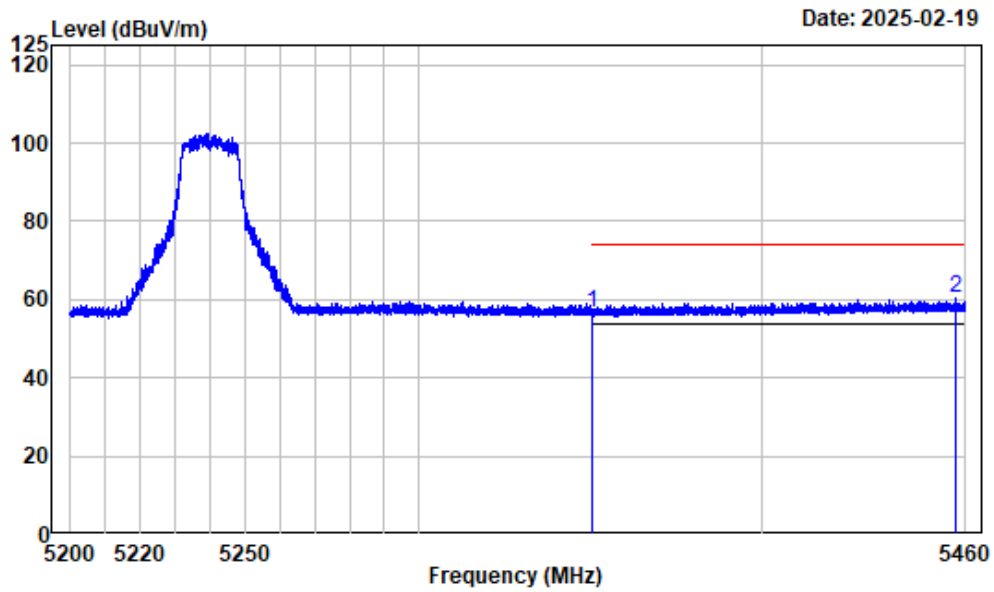
Left Band edge_Vertical_Average_802.11a_5180MHz



Condition : Vertical
 Project No. : 2401Z46778E-RF
 Tester : Zenos Qiao
 Spectrum setting: Average reading:RBW:1MHz VBW:1kHz Detector:Peak
 Note : 5GWiFi-Band1-A-5180

	Freq	Factor	Read Level	Level	Limit Line	Over Limit	Remark
	MHz	dB/m	dBuV	dBuV/m	dBuV/m	dB	
1	5140.272	-7.47	53.24	45.77	54.00	-8.23	Average
2	5150.000	-7.46	52.96	45.50	54.00	-8.50	Average

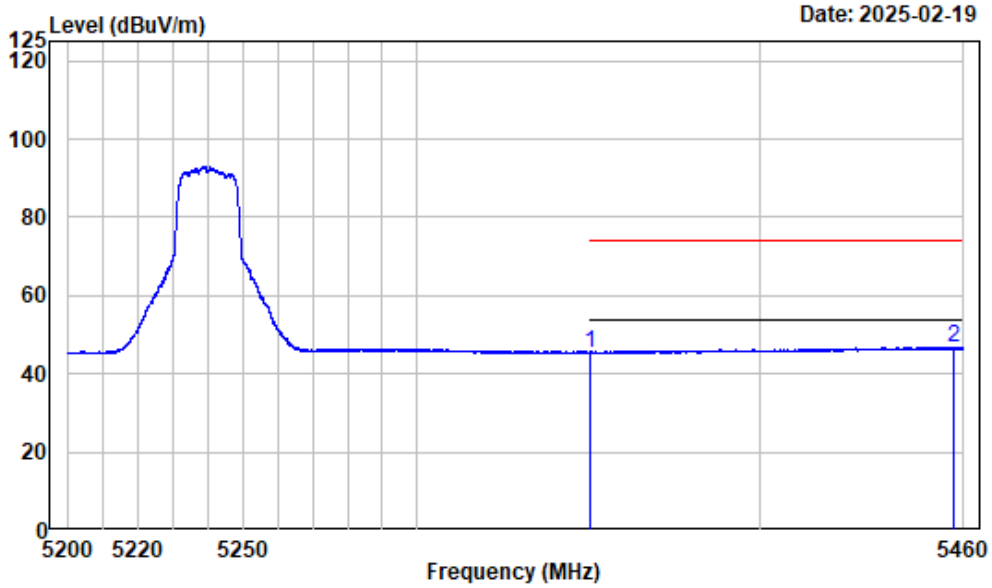
Right Band edge_Horizontal_Peak_802.11a_5240MHz



Condition : Horizontal
 Project No. : 2401Z46778E-RF
 Tester : Zenos Qiao
 Spectrum setting: Peak reading:RBW:1MHz VBW:3MHz Detector:Peak
 Note : 5GWiFi-Band1-A-5240

	Freq	Factor	Read Level	Level	Limit	Over	Remark
	MHz	dB/m	dBuV	dBuV/m	dBuV/m	dB	
1	5350.000	-6.74	63.19	56.45	74.00	-17.55	Peak
2	5457.367	-6.31	66.58	60.27	74.00	-13.73	Peak

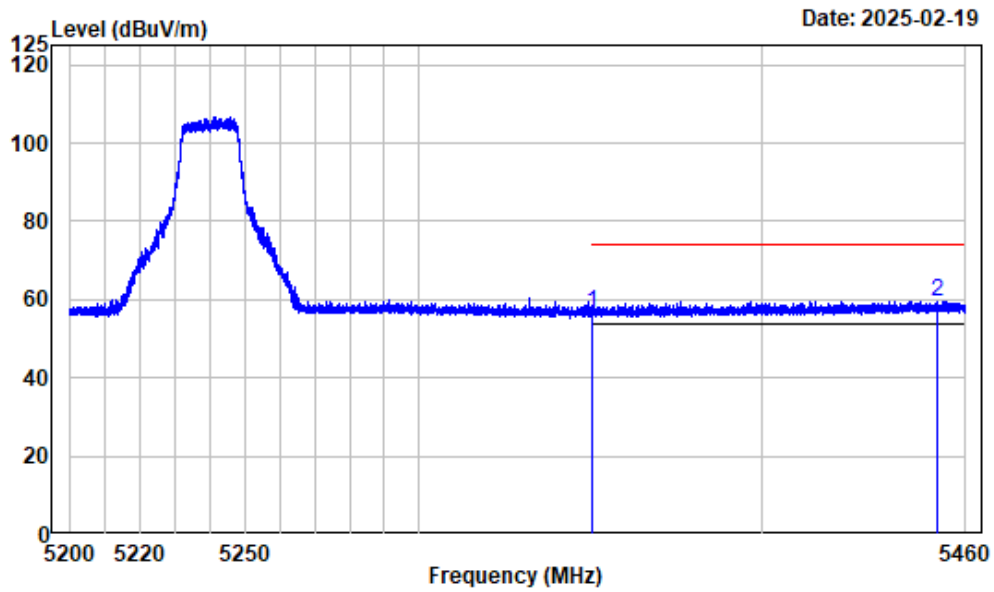
Right Band edge_Horizontal_Average_802.11a_5240MHz



Condition : Horizontal
 Project No. : 2401Z46778E-RF
 Tester : Zenos Qiao
 Spectrum setting: Average reading:RBW:1MHz VBW:1kHz Detector:Peak
 Note : 5GWiFi-Band1-A-5240

	Freq	Factor	Read Level	Level	Limit Line	Over Limit	Remark
	MHz	dB/m	dBuV	dBuV/m	dBuV/m	dB	
1	5350.000	-6.74	52.24	45.50	54.00	-8.50	Average
2	5457.042	-6.31	53.10	46.79	54.00	-7.21	Average

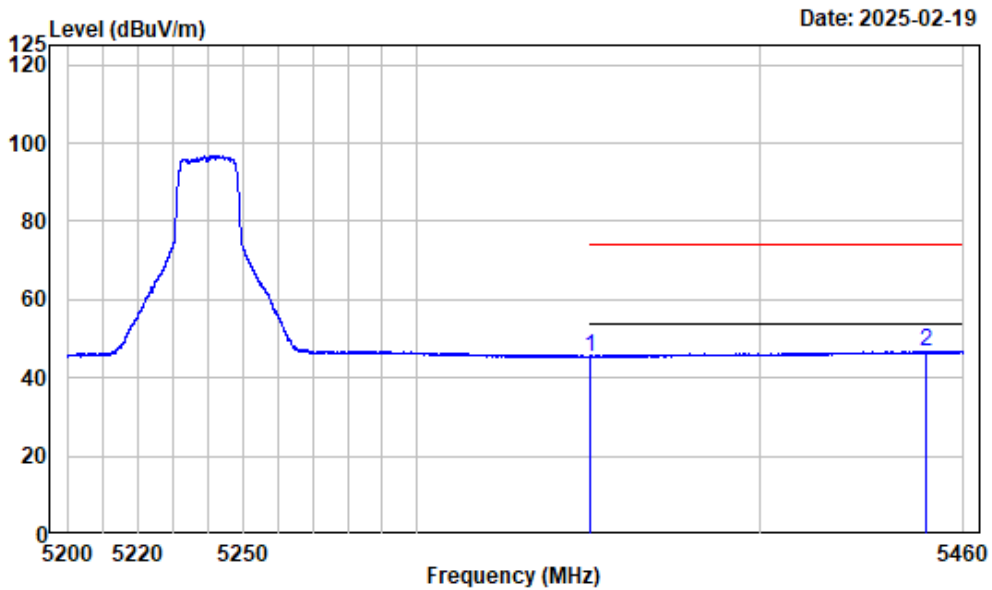
Right Band edge_Vertical_Peak_802.11a_5240MHz



Condition : Vertical
 Project No. : 2401Z46778E-RF
 Tester : Zenos Qiao
 Spectrum setting: Peak reading:RBW:1MHz VBW:3MHz Detector:Peak
 Note : 5GWiFi-Band1-A-5240

	Freq	Factor	Read Level	Level	Limit Line	Over Limit	Remark
	MHz	dB/m	dBuV	dBuV/m	dBuV/m	dB	
1	5350.000	-6.74	63.27	56.53	74.00	-17.47	Peak
2	5451.452	-6.32	65.94	59.62	74.00	-14.38	Peak

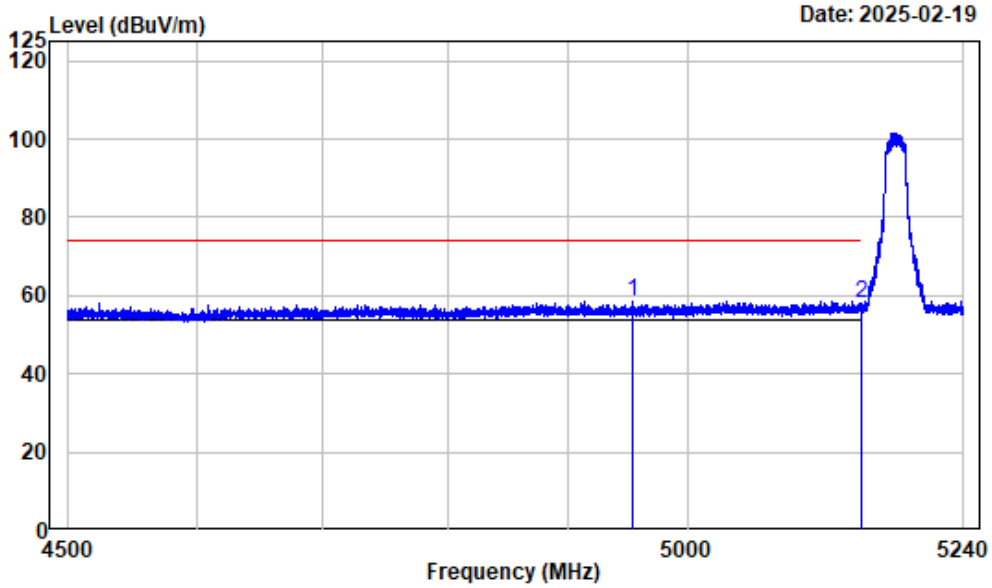
Right Band edge_Vertical_Average_802.11a_5240MHz



Condition : Vertical
 Project No. : 2401Z46778E-RF
 Tester : Zenos Qiao
 Spectrum setting: Average reading:RBW:1MHz VBW:1kHz Detector:Peak
 Note : 5GWiFi-Band1-A-5240

	Freq	Factor	Read		Limit	Over	Remark
			Level	Level			
	MHz	dB/m	dBuV	dBuV/m	dBuV/m	dB	
1	5350.000	-6.74	52.16	45.42	54.00	-8.58	Average
2	5448.688	-6.33	53.20	46.87	54.00	-7.13	Average

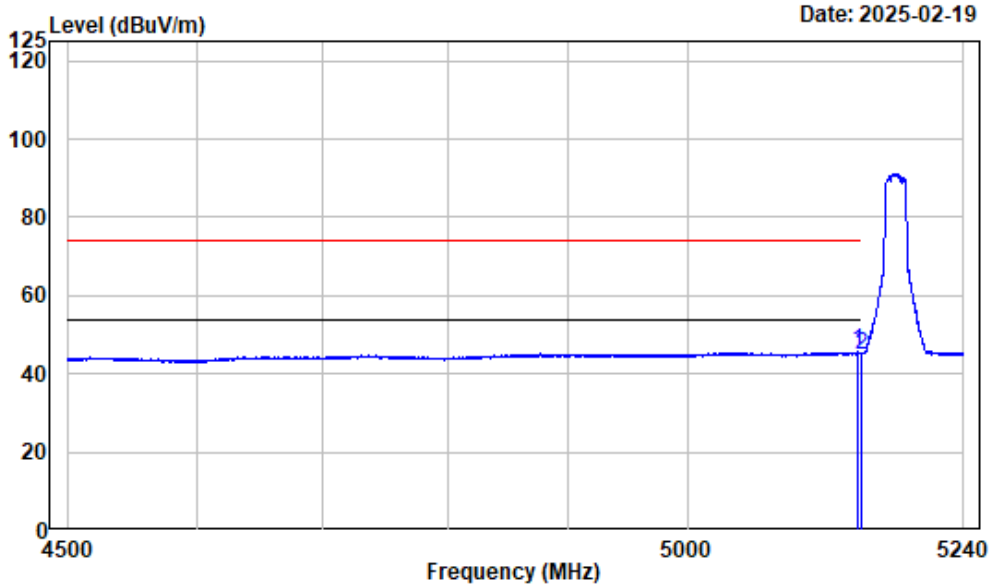
Left Band edge_Horizontal_Peak_802.11ac-VHT20_5180MHz



Condition : Horizontal
 Project No. : 2401Z46778E-RF
 Tester : Zenos Qiao
 Spectrum setting: Peak reading:RBW:1MHz VBW:3MHz Detector:Peak
 Note : 5GWiFi-Band1-AC20-5180

	Freq	Factor	Read		Limit	Over	Remark
			Level	Level			
	MHz	dB/m	dBuV	dBuV/m	dBuV/m	dB	
1	4954.232	-7.60	66.22	58.62	74.00	-15.38	Peak
2	5150.000	-7.46	65.51	58.05	74.00	-15.95	Peak

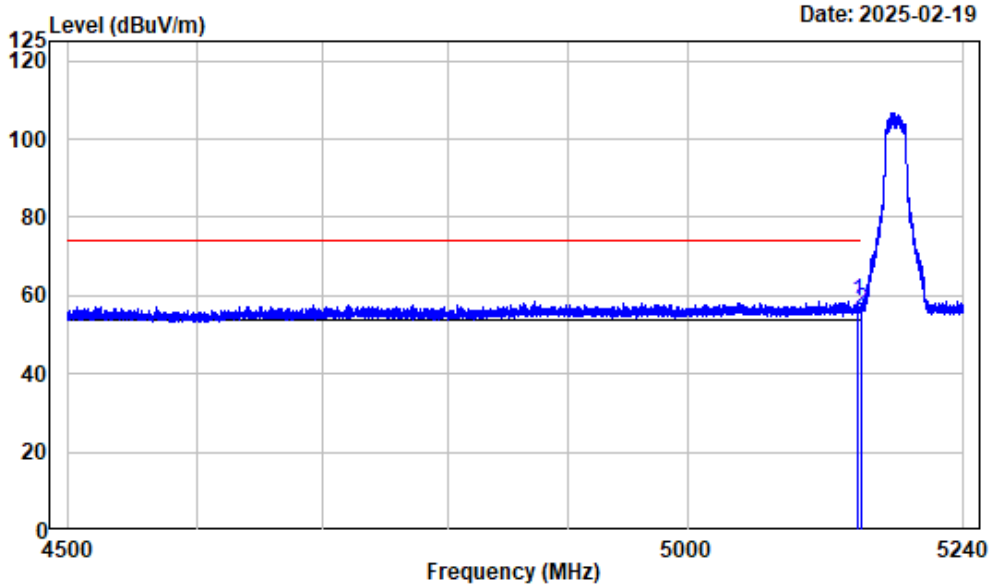
Left Band edge_Horizontal_Average_802.11ac-VHT20_5180MHz



Condition : Horizontal
 Project No. : 2401Z46778E-RF
 Tester : Zenos Qiao
 Spectrum setting: Average reading:RBW:1MHz VBW:1kHz Detector:Peak
 Note : 5GWiFi-Band1-AC20-5180

	Freq	Factor	Read Level	Level	Limit Line	Over Limit	Remark
	MHz	dB/m	dBuV	dBuV/m	dBuV/m	dB	
1	5147.396	-7.46	53.02	45.56	54.00	-8.44	Average
2	5150.000	-7.46	52.45	44.99	54.00	-9.01	Average

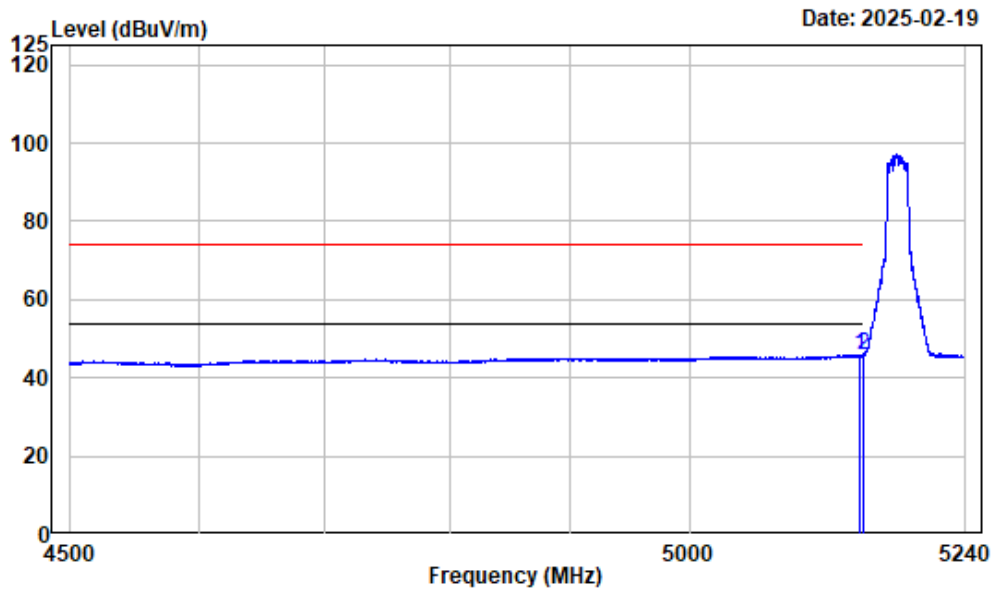
Left Band edge_Vertical_Peak_802.11ac-VHT20_5180MHz



Condition : Vertical
 Project No. : 2401Z46778E-RF
 Tester : Zenos Qiao
 Spectrum setting: Peak reading:RBW:1MHz VBW:3MHz Detector:Peak
 Note : 5GWiFi-Band1-AC20-5180

	Freq	Factor	Read Level	Level	Limit Line	Over Limit	Remark
	MHz	dB/m	dBuV	dBuV/m	dBuV/m	dB	
1	5146.563	-7.46	66.03	58.57	74.00	-15.43	Peak
2	5150.000	-7.46	63.58	56.12	74.00	-17.88	Peak

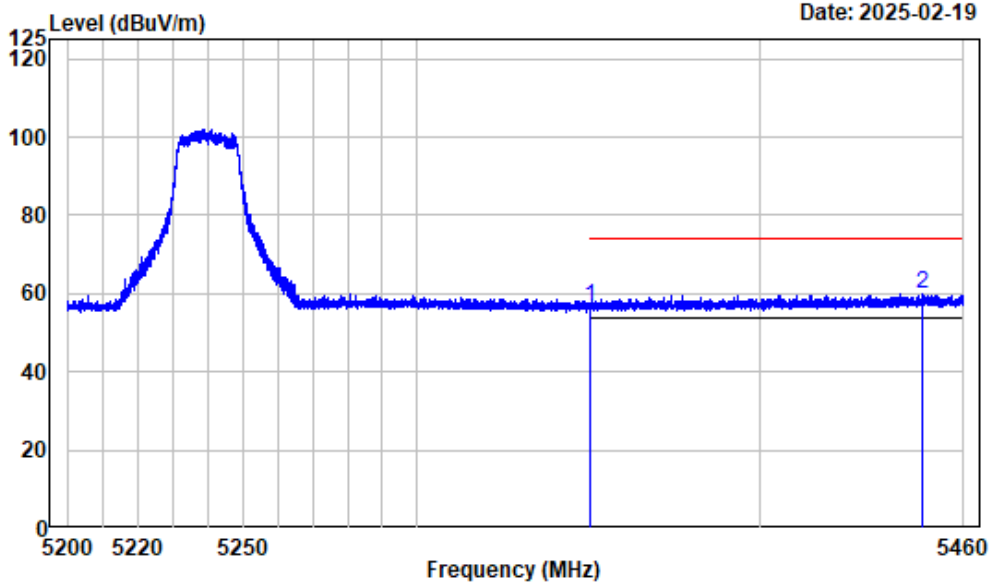
Left Band edge_Vertical_Average_802.11ac-VHT20_5180MHz



Condition : Vertical
 Project No. : 2401Z46778E-RF
 Tester : Zenos Qiao
 Spectrum setting: Average reading:RBW:1MHz VBW:1kHz Detector:Peak
 Note : 5GWiFi-Band1-AC20-5180

	Freq	Factor	Read		Limit	Over	Remark
			Level	Level	Line	Limit	
	MHz	dB/m	dBuV	dBuV/m	dBuV/m	dB	
1	5147.118	-7.46	53.37	45.91	54.00	-8.09	Average
2	5150.000	-7.46	53.20	45.74	54.00	-8.26	Average

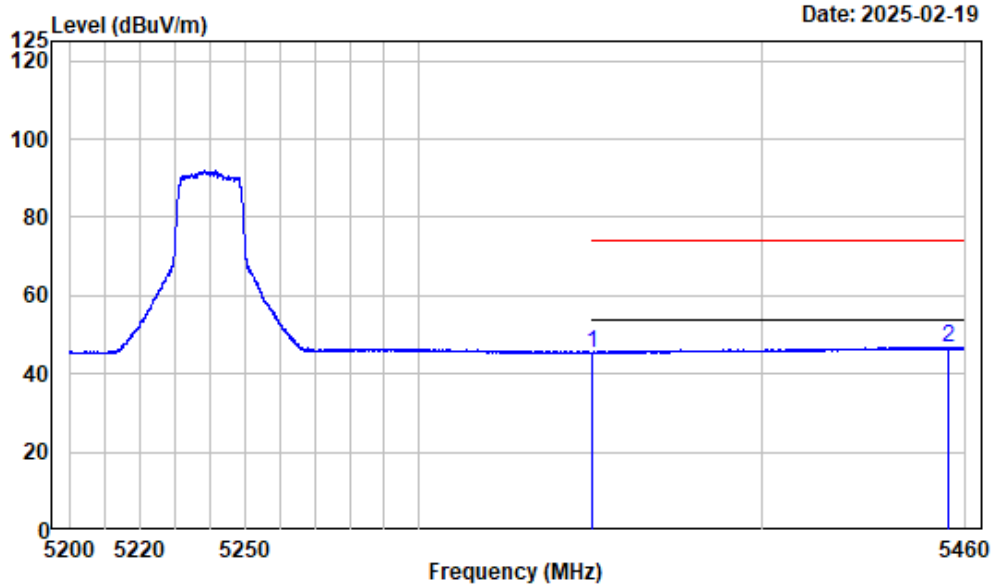
Right Band edge_Horizontal_Peak_802.11ac-VHT20_5240MHz



Condition : Horizontal
 Project No. : 2401Z46778E-RF
 Tester : Zenos Qiao
 Spectrum setting: Peak reading:RBW:1MHz VBW:3MHz Detector:Peak
 Note : 5GWiFi-Band1-AC20-5240

	Freq	Factor	Read		Limit	Over	Remark
			Level	Level			
	MHz	dB/m	dBuV	dBuV/m	dBuV/m	dB	
1	5350.000	-6.74	63.26	56.52	74.00	-17.48	Peak
2	5447.681	-6.33	66.30	59.97	74.00	-14.03	Peak

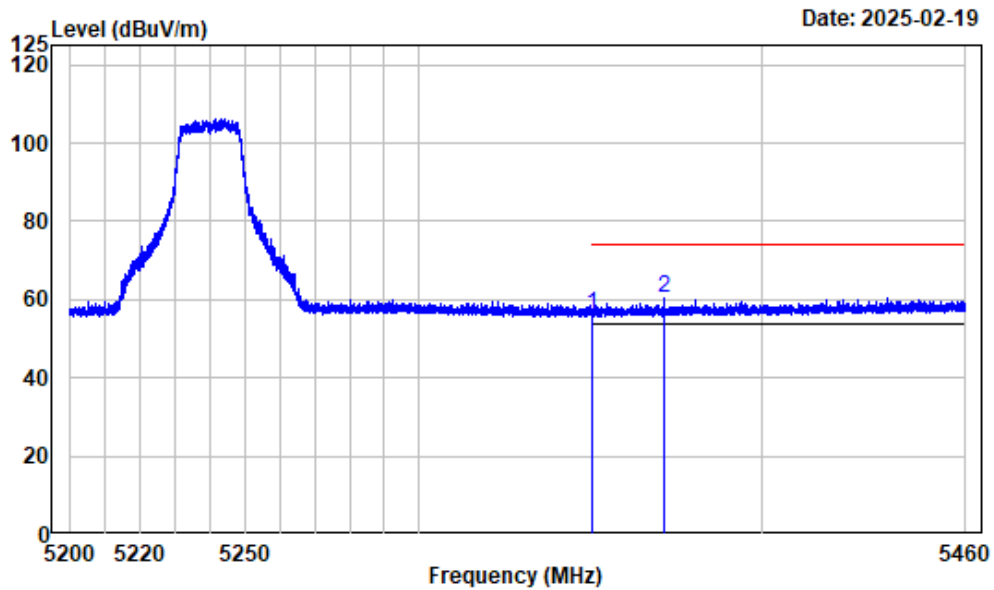
Right Band edge_Horizontal_Average_802.11ac-VHT20_5240MHz



Condition : Horizontal
 Project No. : 2401Z46778E-RF
 Tester : Zenos Qiao
 Spectrum setting: Average reading:RBW:1MHz VBW:1kHz Detector:Peak
 Note : 5GWiFi-Band1-AC20-5240

	Freq	Factor	Read Level	Level	Limit Line	Over Limit	Remark
	MHz	dB/m	dBuV	dBuV/m	dBuV/m	dB	
1	5350.000	-6.74	52.14	45.40	54.00	-8.60	Average
2	5455.092	-6.31	53.14	46.83	54.00	-7.17	Average

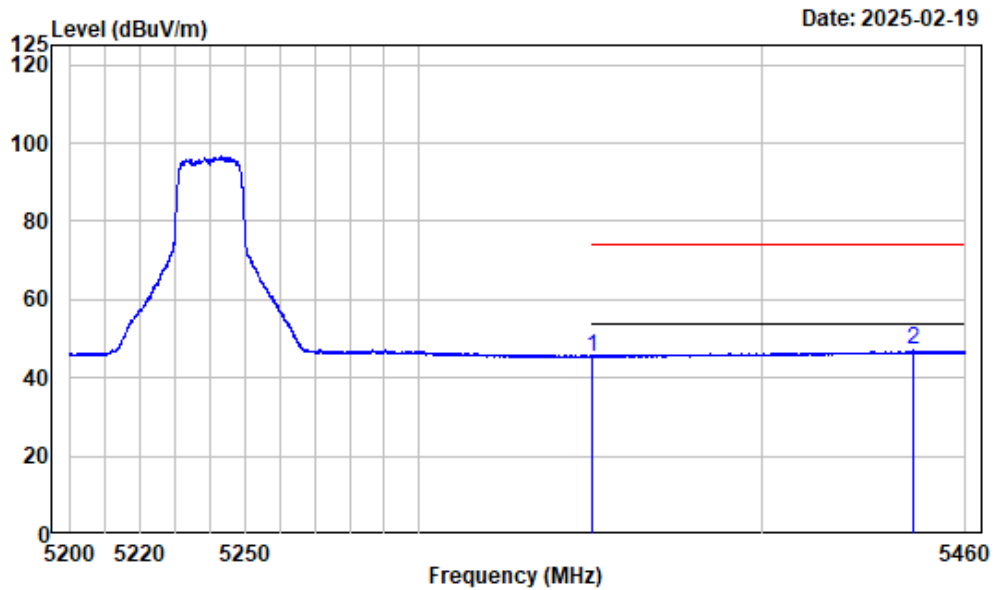
Right Band edge_Vertical_Peak_802.11ac-VHT20_5240MHz



Condition : Vertical
 Project No. : 2401Z46778E-RF
 Tester : Zenos Qiao
 Spectrum setting: Peak reading:RBW:1MHz VBW:3MHz Detector:Peak
 Note : 5GWiFi-Band1-AC20-5240

	Freq	Factor	Read		Limit	Over	Remark
			Level	Level			
	MHz	dB/m	dBuV	dBuV/m	dBuV/m	dB	
1	5350.000	-6.74	63.08	56.34	74.00	-17.66	Peak
2	5371.004	-6.68	67.00	60.32	74.00	-13.68	Peak

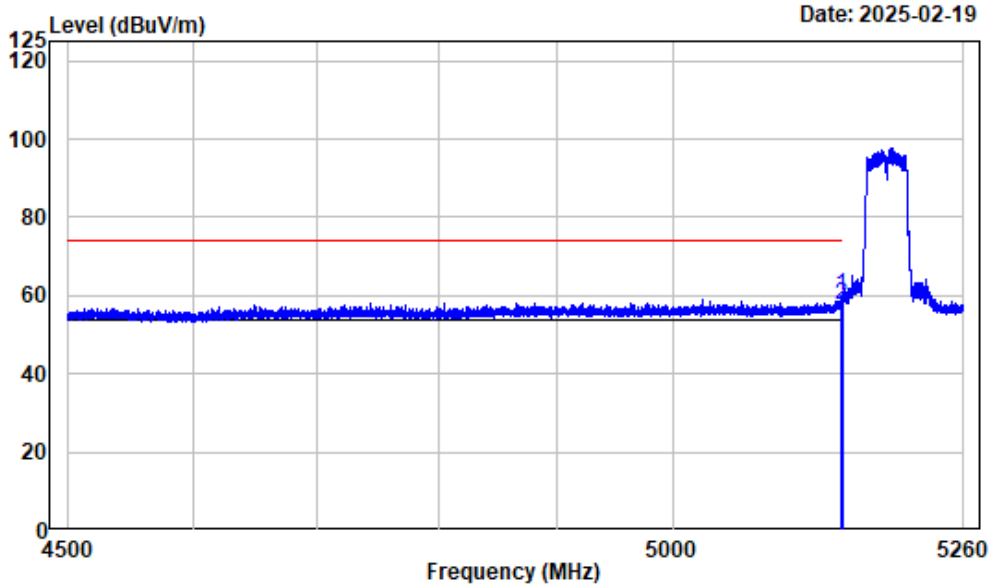
Right Band edge_Vertical_Average_802.11ac-VHT20_5240MHz



Condition : Vertical
 Project No. : 2401Z46778E-RF
 Tester : Zenos Qiao
 Spectrum setting: Average reading:RBW:1MHz VBW:1kHz Detector:Peak
 Note : 5GWiFi-Band1-AC20-5240

	Freq	Factor	Read Level	Level	Limit Line	Over Limit	Remark
	MHz	dB/m	dBuV	dBuV/m	dBuV/m	dB	
1	5350.000	-6.74	52.17	45.43	54.00	-8.57	Average
2	5444.431	-6.35	53.44	47.09	54.00	-6.91	Average

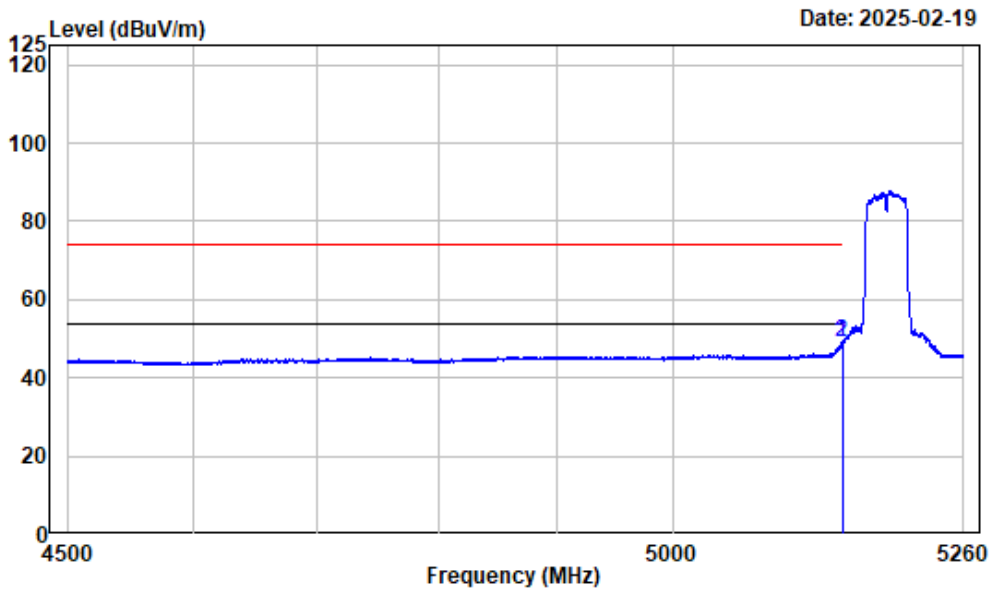
Left Band edge_Horizontal_Peak_802.11ac-VHT40_5190MHz



Condition : Horizontal
 Project No. : 2401Z46778E-RF
 Tester : Zenos Qiao
 Spectrum setting: Peak reading:RBW:1MHz VBW:3MHz Detector:Peak
 Note : 5GWiFi-Band1-AC40-5190

Freq		Factor	Read Level	Level	Limit Line	Over Limit	Remark
MHz	dB/m	dBuV	dBuV/m	dBuV/m	dBuV/m	dB	
1	5149.406	-7.46	67.46	60.00	74.00	-14.00	Peak
2	5150.000	-7.46	65.05	57.59	74.00	-16.41	Peak

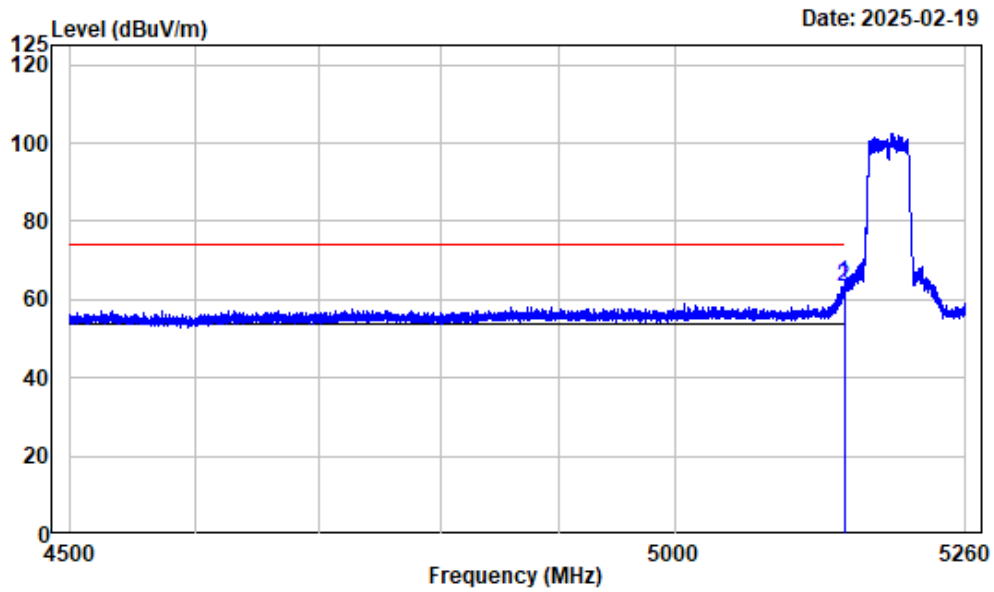
Left Band edge_Horizontal_Average_802.11ac-VHT40_5190MHz



Condition : Horizontal
 Project No. : 2401Z46778E-RF
 Tester : Zenos Qiao
 Spectrum setting: Average reading:RBW:1MHz VBW:2kHz Detector:Peak
 Note : 5GWiFi-Band1-AC40-5190

	Freq	Factor	Read Level	Limit Level	Over Limit	Remark
	MHz	dB/m	dBuV	dBuV/m	dBuV/m	dB
1	5149.976	-7.46	56.70	49.24	54.00	-4.76 Average
2	5150.000	-7.46	56.55	49.09	54.00	-4.91 Average

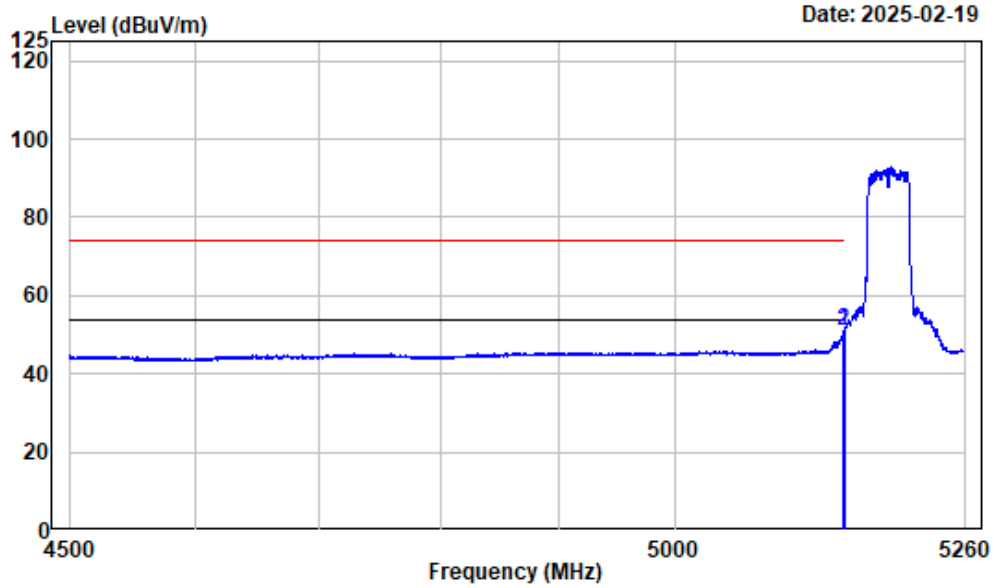
Left Band edge_Vertical_Peak_802.11ac-VHT40_5190MHz



Condition : Vertical
 Project No. : 2401Z46778E-RF
 Tester : Zenos Qiao
 Spectrum setting: Peak reading:RBW:1MHz VBW:3MHz Detector:Peak
 Note : 5GWiFi-Band1-AC40-5190

	Freq	Factor	Read Level	Level	Limit Line	Over Limit	Remark
	MHz	dB/m	dBuV	dBuV/m	dBuV/m	dB	
1	5149.976	-7.46	71.53	64.07	74.00	-9.93	Peak
2	5150.000	-7.46	70.64	63.18	74.00	-10.82	Peak

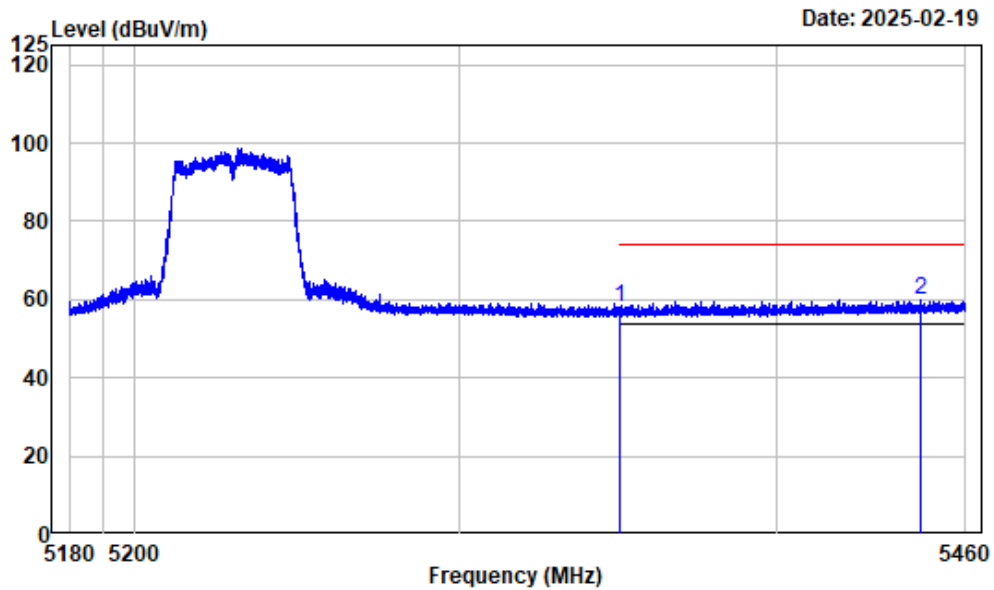
Left Band edge_Vertical_Average_802.11ac-VHT40_5190MHz



Condition : Vertical
 Project No. : 2401Z46778E-RF
 Tester : Zenos Qiao
 Spectrum setting: Average reading:RBW:1MHz VBW:2kHz Detector:Peak
 Note : 5GWiFi-Band1-AC40-5190

	Freq	Factor	Read Level	Level	Limit Line	Over Limit	Remark
	MHz	dB/m	dBuV	dBuV/m	dBuV/m	dB	
1	5149.501	-7.46	58.41	50.95	54.00	-3.05	Average
2	5150.000	-7.46	58.23	50.77	54.00	-3.23	Average

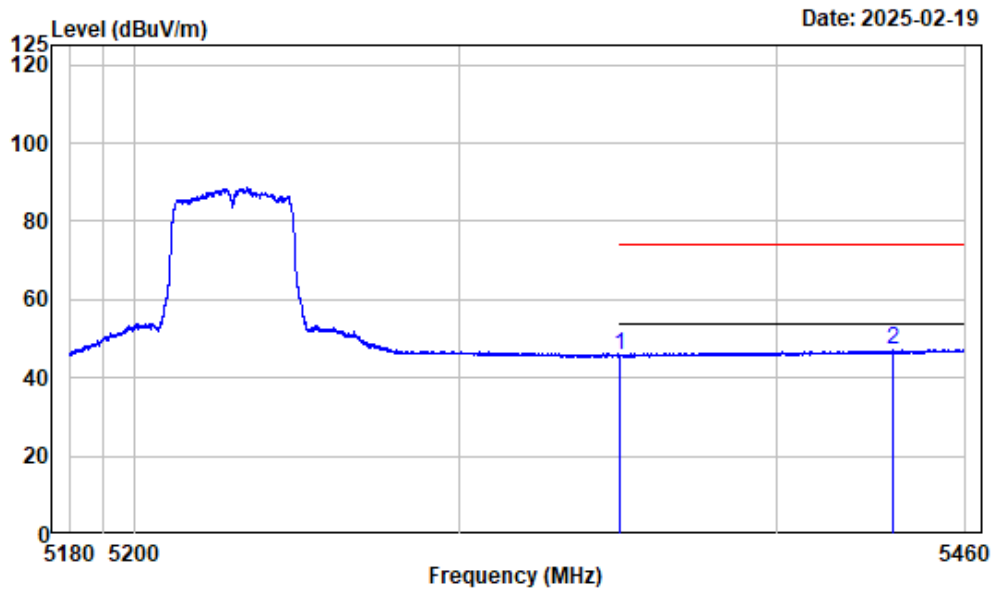
Right Band edge_Horizontal_Peak_802.11ac-VHT40_5230MHz



Condition : Horizontal
 Project No. : 2401Z46778E-RF
 Tester : Zenos Qiao
 Spectrum setting: Peak reading:RBW:1MHz VBW:3MHz Detector:Peak
 Note : 5GWiFi-Band1-AC40-5230

	Freq	Factor	Read		Limit	Over	Remark
			Level	Level			
	MHz	dB/m	dBuV	dBuV/m	dBuV/m	dB	
1	5350.000	-6.74	64.92	58.18	74.00	-15.82	Peak
2	5445.823	-6.35	66.33	59.98	74.00	-14.02	Peak

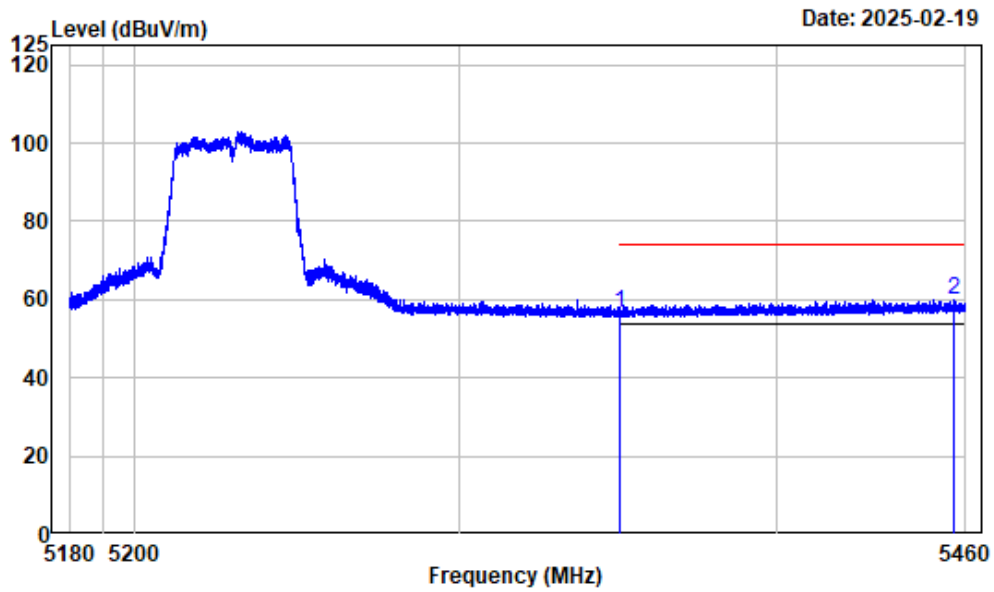
Right Band edge_Horizontal_Average_802.11ac-VHT40_5230MHz



Condition : Horizontal
 Project No. : 2401Z46778E-RF
 Tester : Zenos Qiao
 Spectrum setting: Average reading:RBW:1MHz VBW:2kHz Detector:Peak
 Note : 5GWiFi-Band1-AC40-5230

	Freq	Factor	Read Level	Level	Limit Line	Over Limit	Remark
	MHz	dB/m	dBuV	dBuV/m	dBuV/m	dB	
1	5350.000	-6.74	52.41	45.67	54.00	-8.33	Average
2	5436.792	-6.40	53.60	47.20	54.00	-6.80	Average

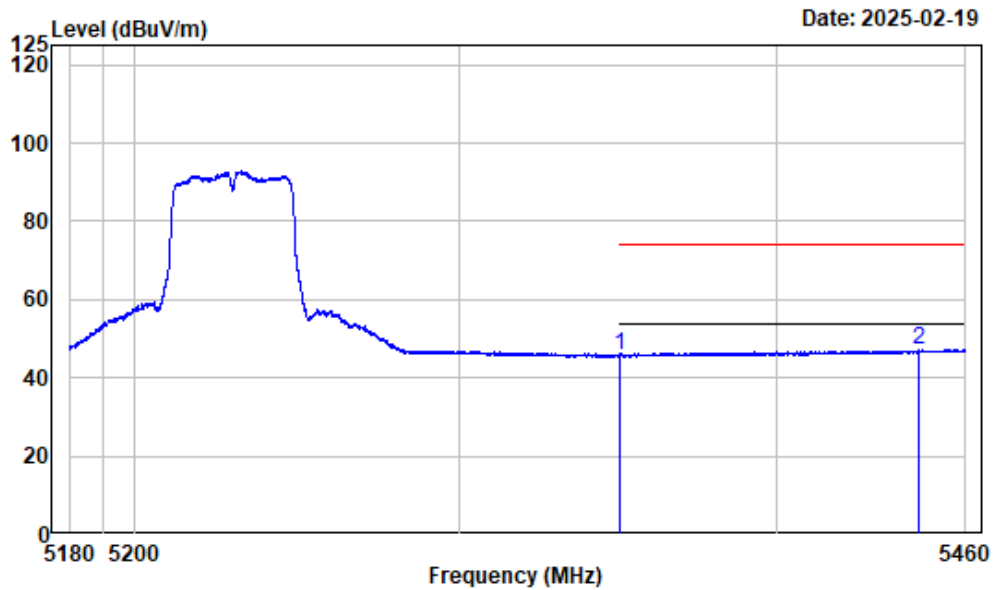
Right Band edge_Vertical_Peak_802.11ac-VHT40_5230MHz



Condition : Vertical
 Project No. : 2401Z46778E-RF
 Tester : Zenos Qiao
 Spectrum setting: Peak reading:RBW:1MHz VBW:3MHz Detector:Peak
 Note : 5GWiFi-Band1-AC40-5230

	Freq	Factor	Read Level	Level	Limit Line	Over Limit	Remark
	MHz	dB/m	dBuV	dBuV/m	dBuV/m	dB	
1	5350.000	-6.74	63.34	56.60	74.00	-17.40	Peak
2	5456.149	-6.31	66.36	60.05	74.00	-13.95	Peak

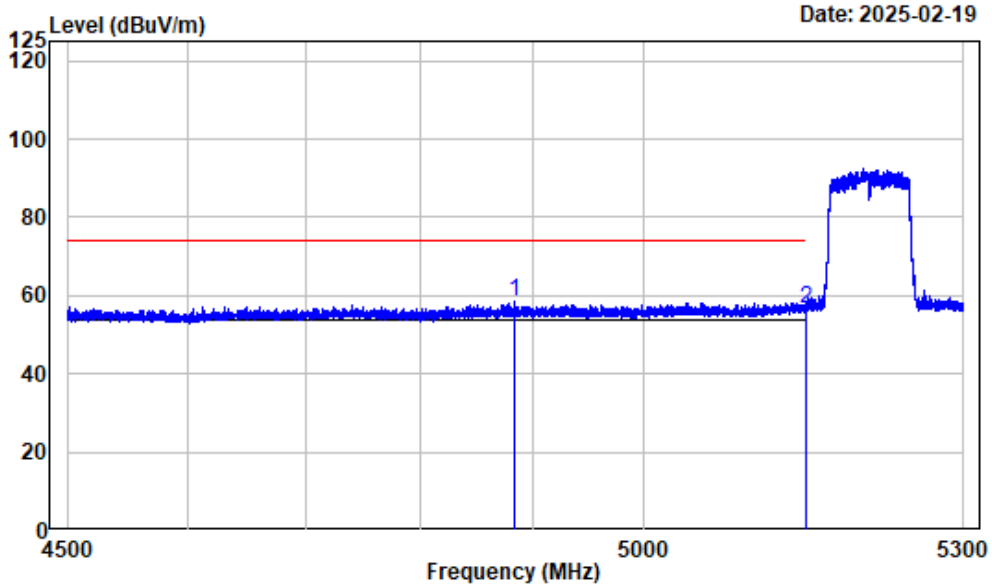
Right Band edge_Vertical_Average_802.11ac-VHT40_5230MHz



Condition : Vertical
 Project No. : 2401Z46778E-RF
 Tester : Zenos Qiao
 Spectrum setting: Average reading:RBW:1MHz VBW:2kHz Detector:Peak
 Note : 5GWiFi-Band1-AC40-5230

	Freq	Factor	Read		Limit	Over	Remark
			Level	Level			
	MHz	dB/m	dBuV	dBuV/m	dBuV/m	dB	
1	5350.000	-6.74	52.38	45.64	54.00	-8.36	Average
2	5445.123	-6.35	53.49	47.14	54.00	-6.86	Average

Left Band edge_Horizontal_Peak_802.11ac-VHT80_5210MHz

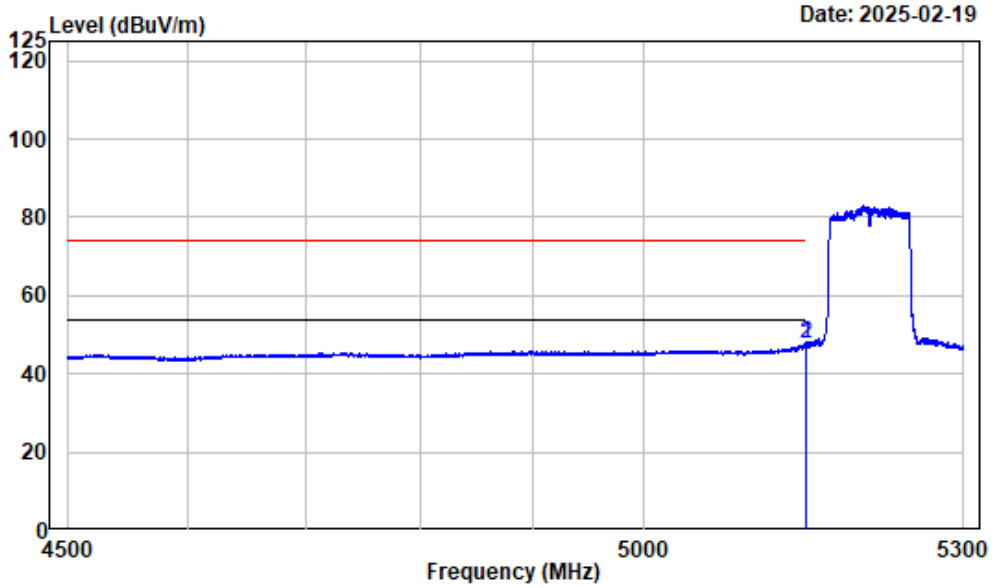


Date: 2025-02-19

Condition : Horizontal
 Project No. : 2401Z46778E-RF
 Tester : Zenos Qiao
 Spectrum setting: Peak reading:RBW:1MHz VBW:3MHz Detector:Peak
 Note : 5GWiFi-Band1-AC80-5210

	Freq	Factor	Read Level	Level	Limit Line	Over Limit	Remark
	MHz	dB/m	dBuV	dBuV/m	dBuV/m	dB	
1	4882.448	-7.59	66.00	58.41	74.00	-15.59	Peak
2	5150.000	-7.46	64.19	56.73	74.00	-17.27	Peak

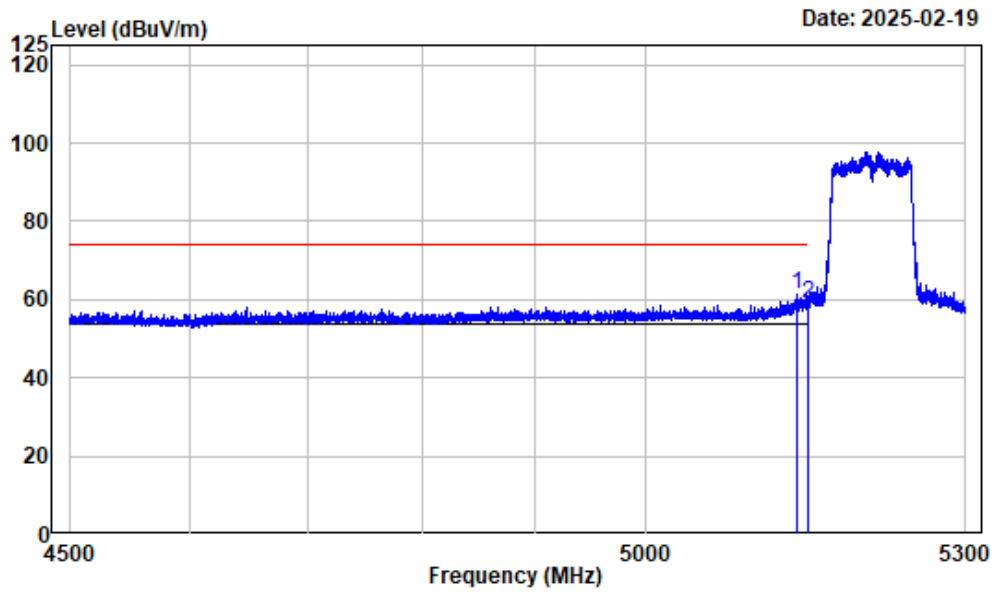
Left Band edge_Horizontal_Average_802.11ac-VHT80_5210MHz



Condition : Horizontal
 Project No. : 2401Z46778E-RF
 Tester : Zenos Qiao
 Spectrum setting: Average reading:RBW:1MHz VBW:3kHz Detector:Peak
 Note : 5GWiFi-Band1-AC80-5210

	Freq	Factor	Read		Limit	Over	Remark
			Level	Level			
	MHz	dB/m	dBuV	dBuV/m	dBuV/m	dB	
1	5149.981	-7.46	55.01	47.55	54.00	-6.45	Average
2	5150.000	-7.46	54.87	47.41	54.00	-6.59	Average

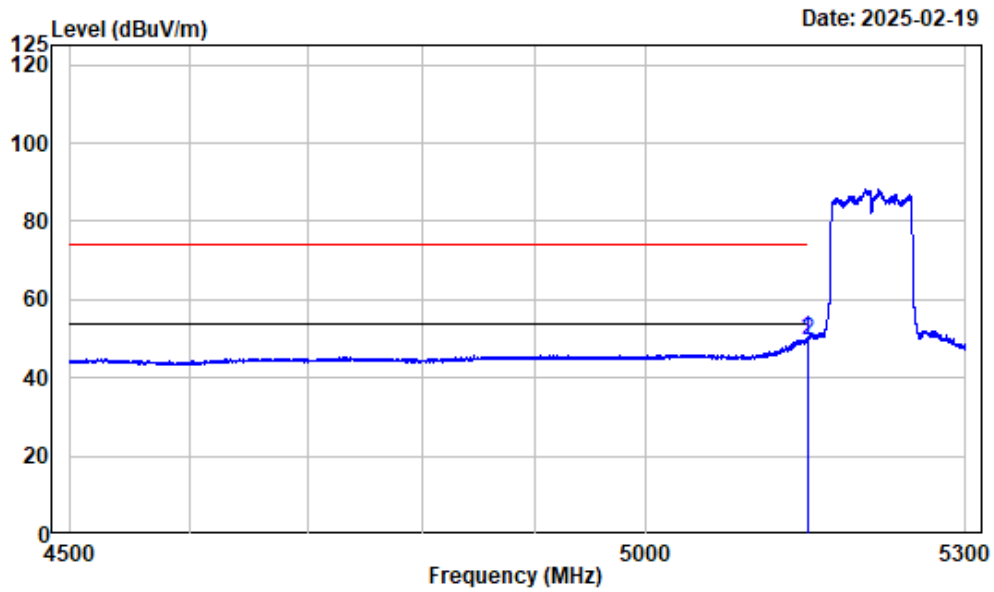
Left Band edge_Vertical_Peak_802.11ac-VHT80_5210MHz



Condition : Vertical
 Project No. : 2401Z46778E-RF
 Tester : Zenos Qiao
 Spectrum setting: Peak reading:RBW:1MHz VBW:3MHz Detector:Peak
 Note : 5GWiFi-Band1-AC80-5210

	Freq	Factor	Read Level	Level	Limit Line	Over Limit	Remark
	MHz	dB/m	dBuV	dBuV/m	dBuV/m	dB	
1	5139.080	-7.47	68.95	61.48	74.00	-12.52	Peak
2	5150.000	-7.46	66.39	58.93	74.00	-15.07	Peak

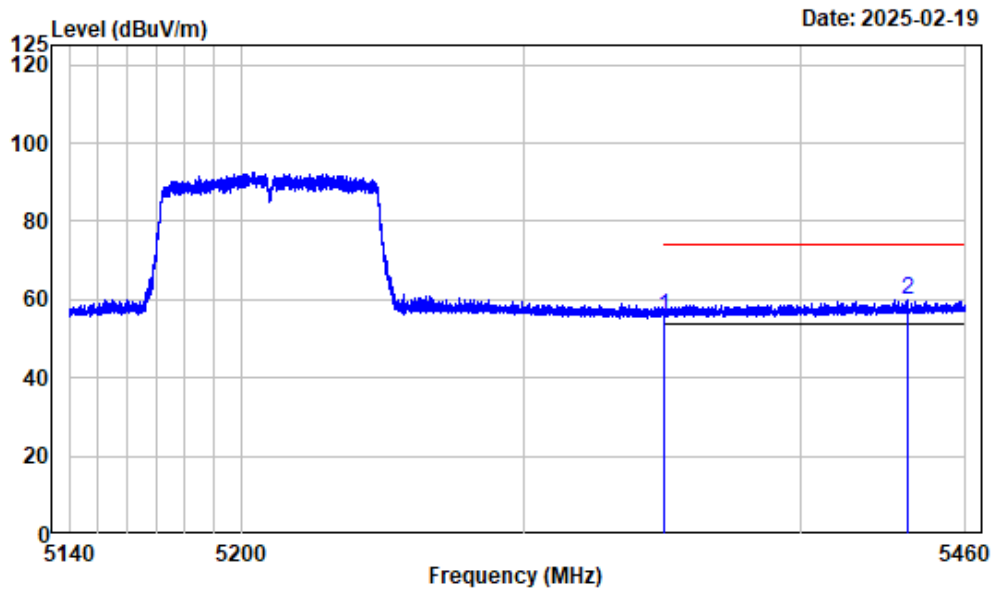
Left Band edge_Vertical_Average_802.11ac-VHT80_5210MHz



Condition : Vertical
 Project No. : 2401Z46778E-RF
 Tester : Zenos Qiao
 Spectrum setting: Average reading:RBW:1MHz VBW:3kHz Detector:Peak
 Note : 5GWiFi-Band1-AC80-5210

	Freq	Factor	Read Level	Level	Limit Line	Over Limit	Remark
	MHz	dB/m	dBuV	dBuV/m	dBuV/m	dB	
1	5148.981	-7.46	57.63	50.17	54.00	-3.83	Average
2	5150.000	-7.46	57.06	49.60	54.00	-4.40	Average

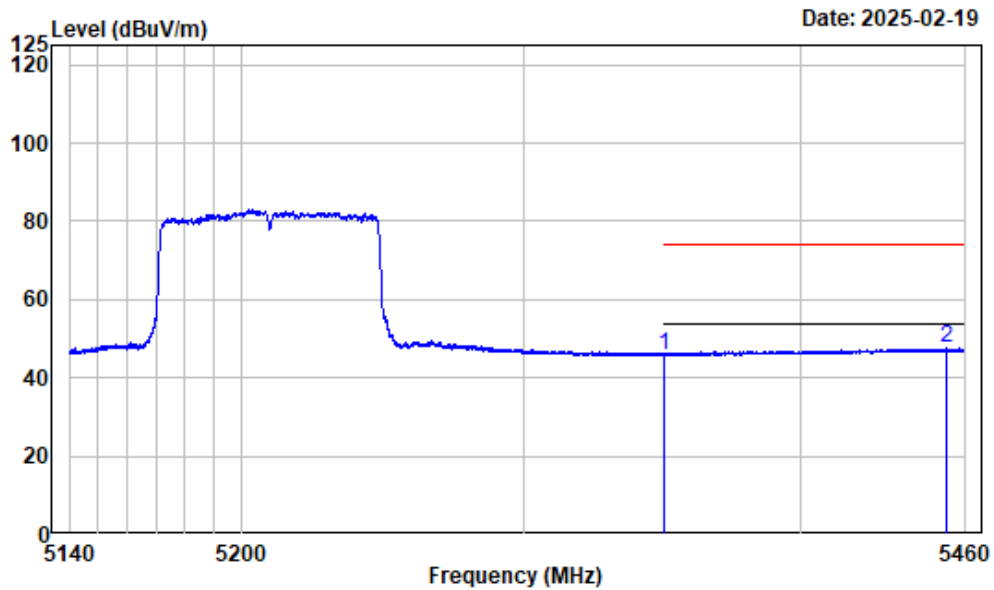
Right Band edge_Horizontal_Peak_802.11ac-VHT80_5210MHz



Condition : Horizontal
 Project No. : 2401Z46778E-RF
 Tester : Zenos Qiao
 Spectrum setting: Peak reading:RBW:1MHz VBW:3MHz Detector:Peak
 Note : 5GWiFi-Band1-AC80-5210

	Freq	Factor	Read		Limit	Over	Remark
			Level	Level			
	MHz	dB/m	dBuV	dBuV/m	dBuV/m	dB	
1	5350.000	-6.74	62.58	55.84	74.00	-18.16	Peak
2	5438.998	-6.38	66.36	59.98	74.00	-14.02	Peak

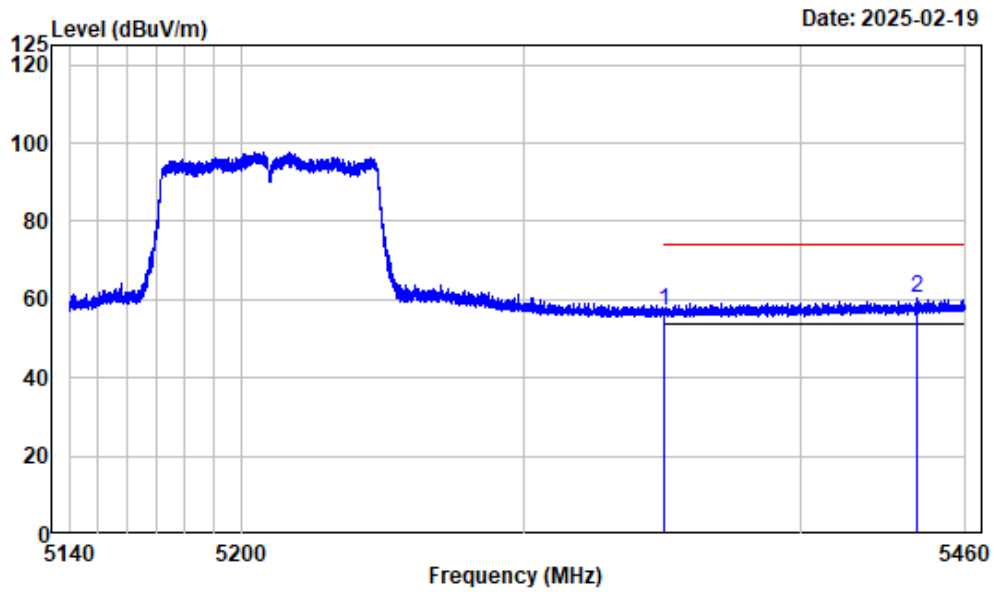
Right Band edge_Horizontal_Average_802.11ac-VHT80_5210MHz



Condition : Horizontal
 Project No. : 2401Z46778E-RF
 Tester : Zenos Qiao
 Spectrum setting: Average reading:RBW:1MHz VBW:3kHz Detector:Peak
 Note : 5GWiFi-Band1-AC80-5210

	Freq	Factor	Read		Limit	Over	Remark
			Level	Level			
	MHz	dB/m	dBuV	dBuV/m	dBuV/m	dB	
1	5350.000	-6.74	52.66	45.92	54.00	-8.08	Average
2	5452.919	-6.31	53.90	47.59	54.00	-6.41	Average

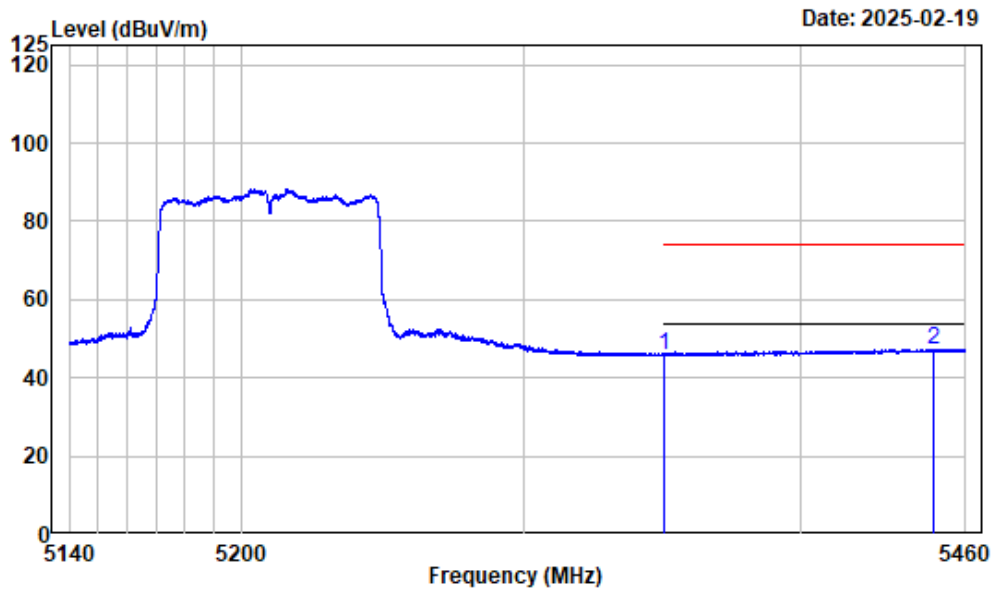
Right Band edge_Vertical_Peak_802.11ac-VHT80_5210MHz



Condition : Vertical
 Project No. : 2401Z46778E-RF
 Tester : Zenos Qiao
 Spectrum setting: Peak reading:RBW:1MHz VBW:3MHz Detector:Peak
 Note : 5GWiFi-Band1-AC80-5210

	Freq	Factor	Read		Limit	Over	Remark
			Level	Level			
	MHz	dB/m	dBuV	dBuV/m	dBuV/m	dB	
1	5350.000	-6.74	63.60	56.86	74.00	-17.14	Peak
2	5441.998	-6.38	66.59	60.21	74.00	-13.79	Peak

Right Band edge_Vertical_Average_802.11ac-VHT80_5210MHz

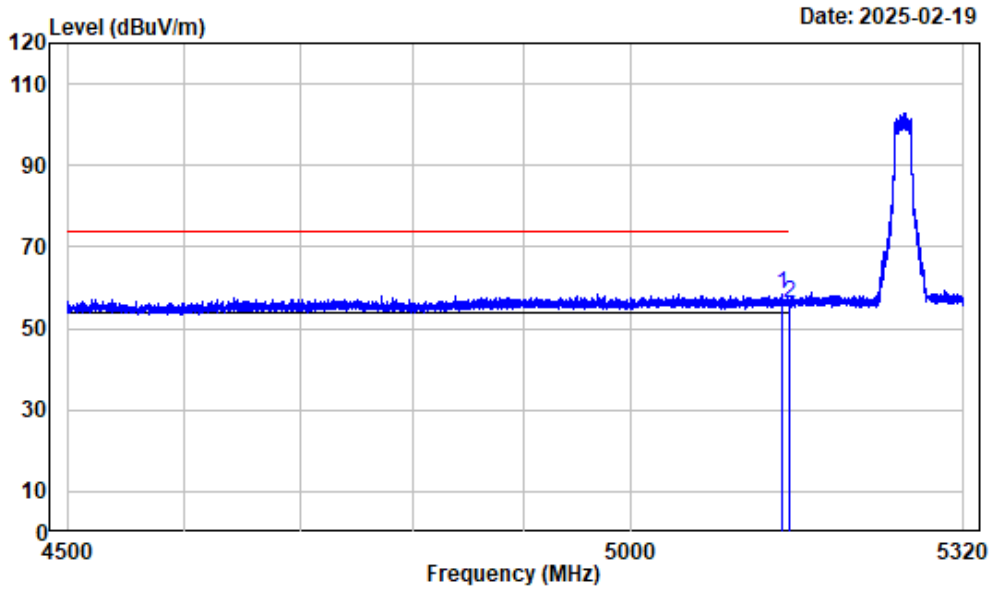


Condition : Vertical
 Project No. : 2401Z46778E-RF
 Tester : Zenos Qiao
 Spectrum setting: Average reading:RBW:1MHz VBW:3kHz Detector:Peak
 Note : 5GWiFi-Band1-AC80-5210

	Freq	Factor	Read		Limit	Over	Remark
			Level	Level			
	MHz	dB/m	dBuV	dBuV/m	dBuV/m	dB	
1	5350.000	-6.74	52.52	45.78	54.00	-8.22	Average
2	5448.358	-6.33	53.72	47.39	54.00	-6.61	Average

5250-5350MHz

Left Band edge_Horizontal_Peak_802.11a_5260MHz

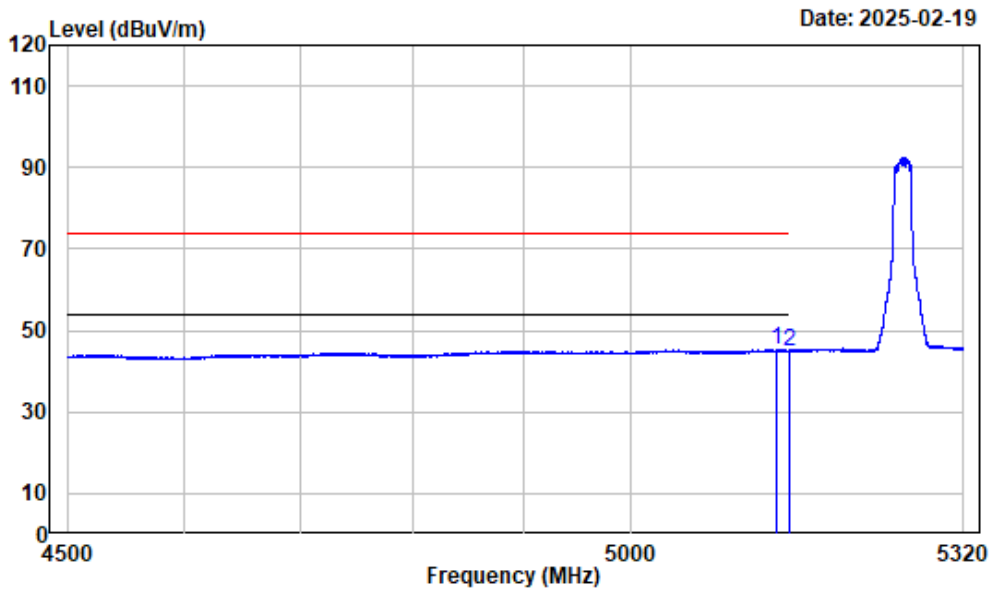


Date: 2025-02-19

Condition : Horizontal
 Project No. : 2401Z46778E-RF
 Tester : Zenos Qiao
 Spectrum setting: Peak reading:RBW:1MHz VBW:3MHz Detector:Peak
 Note : 5GWiFi-Band2-A-5260

	Freq	Factor	Read Level	Level	Limit Line	Over Limit	Remark
	MHz	dB/m	dBuV	dBuV/m	dBuV/m	dB	
1	5142.243	-7.47	65.76	58.29	74.00	-15.71	Peak
2	5150.000	-7.46	63.43	55.97	74.00	-18.03	Peak

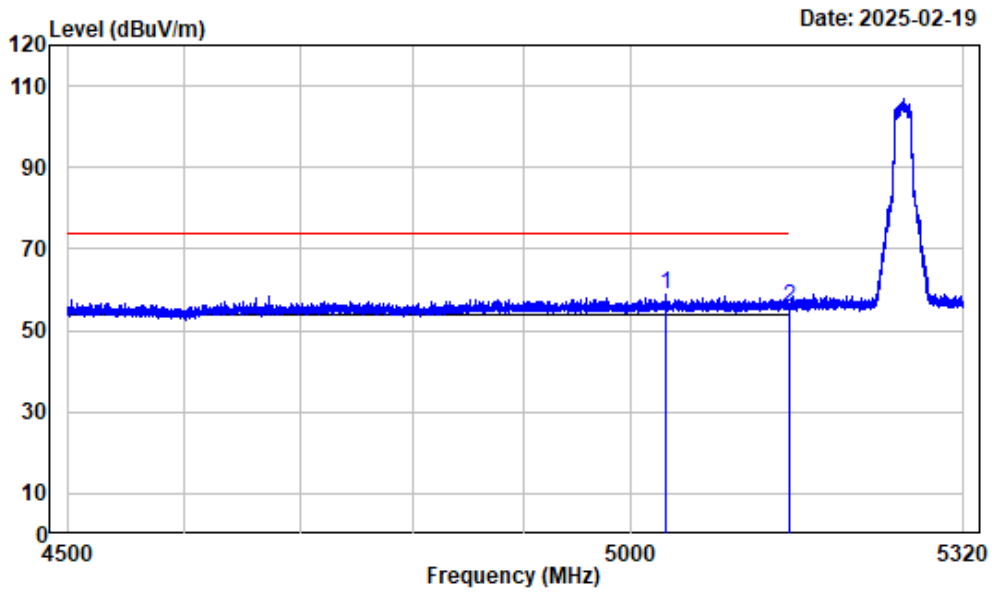
Left Band edge_Horizontal_Average_802.11a_5260MHz



Condition : Horizontal
 Project No. : 2401Z46778E-RF
 Tester : Zenos Qiao
 Spectrum setting: Average reading:RBW:1MHz VBW:1kHz Detector:Peak
 Note : 5GWiFi-Band2-A-5260

	Freq	Factor	Read Level	Level	Limit	Over	Remark
	MHz	dB/m	dBuV	dBuV/m	dBuV/m	dB	
1	5137.425	-7.46	52.75	45.29	54.00	-8.71	Average
2	5150.000	-7.46	52.42	44.96	54.00	-9.04	Average

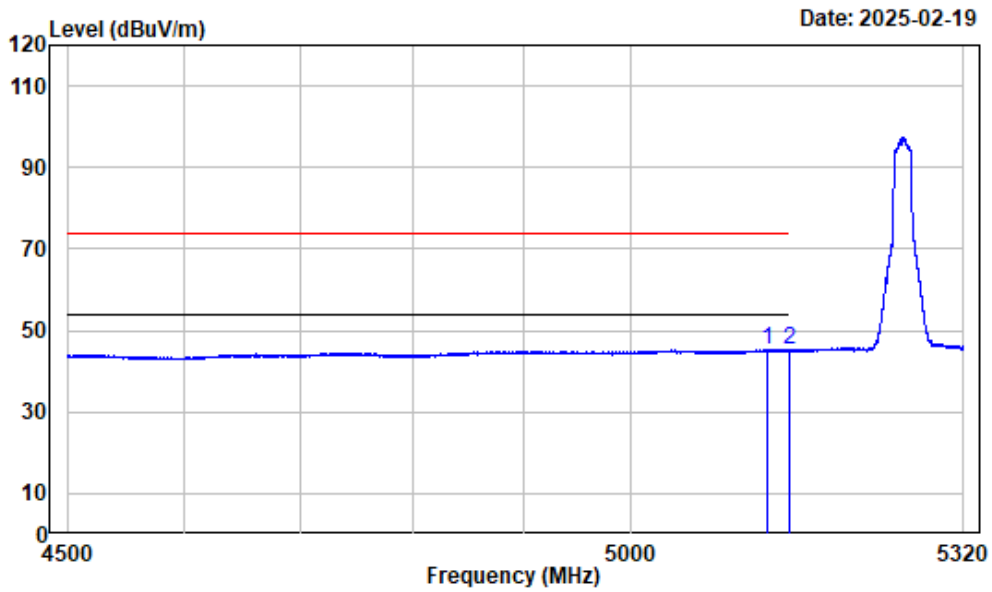
Left Band edge_Vetical_Peak_802.11a_5260MHz



Condition : Vertical
 Project No. : 2401Z46778E-RF
 Tester : Zenos Qiao
 Spectrum setting: Peak reading:RBW:1MHz VBW:3MHz Detector:Peak
 Note : 5GWiFi-Band2-A-5260

	Freq	Factor	Read Level	Level	Limit	Over	Remark
	MHz	dB/m	dBuV	dBuV/m	dBuV/m	dB	
1	5032.349	-7.32	66.12	58.80	74.00	-15.20	Peak
2	5150.000	-7.46	62.97	55.51	74.00	-18.49	Peak

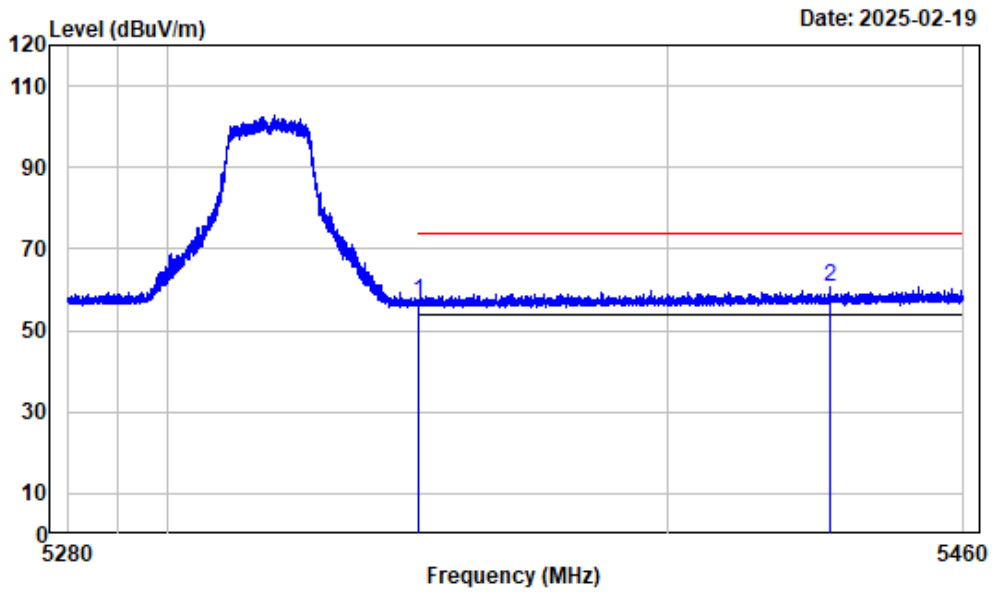
Left Band edge_Vertical_Average_802.11a_5260MHz



Condition : Vertical
 Project No. : 2401Z46778E-RF
 Tester : Zenos Qiao
 Spectrum setting: Average reading:RBW:1MHz VBW:1kHz Detector:Peak
 Note : 5GWiFi-Band2-A-5260

	Freq	Factor	Read		Limit	Over	Remark
			Level	Level			
	MHz	dB/m	dBuV	dBuV/m	dBuV/m	dB	
1	5128.711	-7.47	52.69	45.22	54.00	-8.78	Average
2	5150.000	-7.46	52.60	45.14	54.00	-8.86	Average

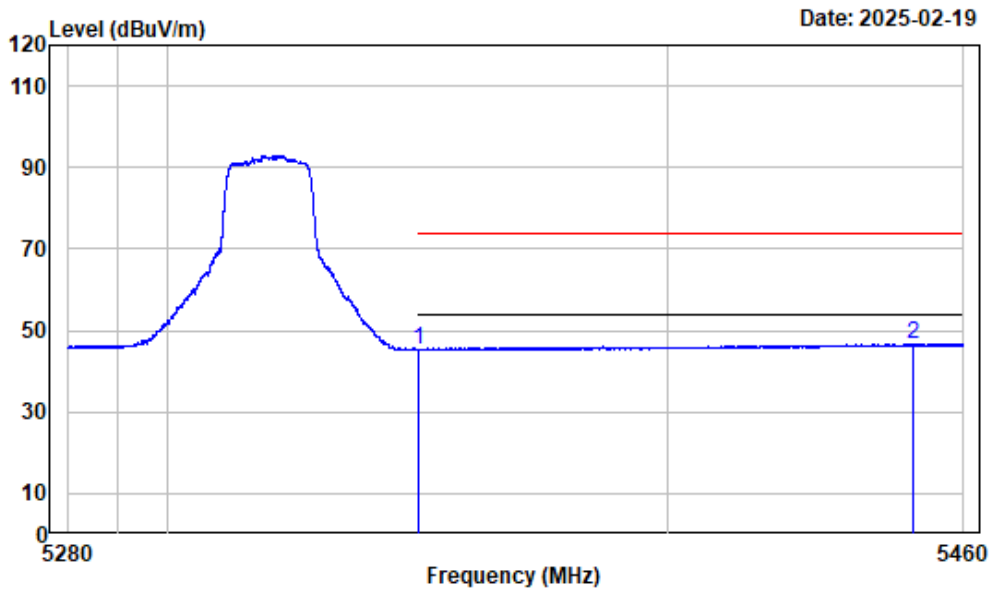
Right Band edge_Horizontal_Peak_802.11a_5320MHz



Condition : Horizontal
 Project No. : 2401Z46778E-RF
 Tester : Zenos Qiao
 Spectrum setting: Peak reading:RBW:1MHz VBW:3MHz Detector:Peak
 Note : 5GWiFi-Band2-A-5320

	Freq	Factor	Read Level	Level	Limit Line	Over Limit	Remark
	MHz	dB/m	dBuV	dBuV/m	dBuV/m	dB	
1	5350.000	-6.74	63.94	57.20	74.00	-16.80	Peak
2	5432.771	-6.41	67.30	60.89	74.00	-13.11	Peak

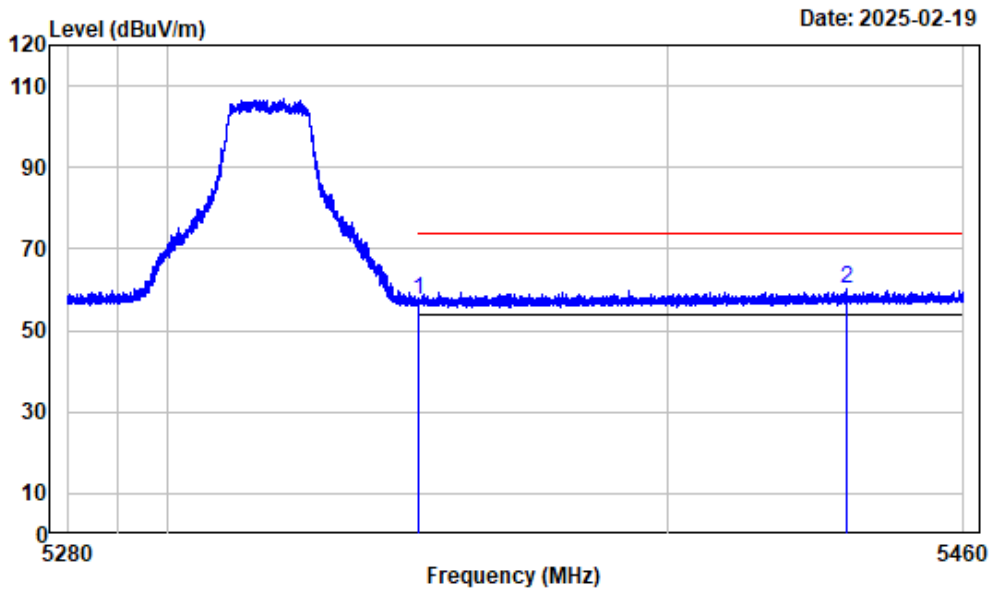
Right Band edge_Horizontal_Average_802.11a_5320MHz



Condition : Horizontal
 Project No. : 2401Z46778E-RF
 Tester : Zenos Qiao
 Spectrum setting: Average reading:RBW:1MHz VBW:1kHz Detector:Peak
 Note : 5GWiFi-Band2-A-5320

	Freq	Factor	Read		Limit	Over	Remark
			Level	Level			
	MHz	dB/m	dBuV	dBuV/m	dBuV/m	dB	
1	5350.000	-6.74	52.06	45.32	54.00	-8.68	Average
2	5449.851	-6.33	53.02	46.69	54.00	-7.31	Average

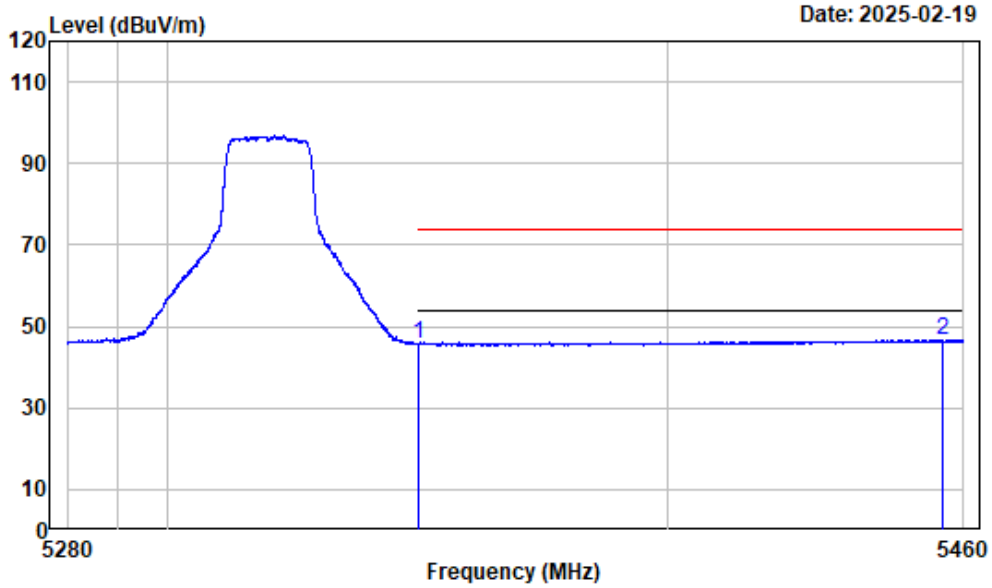
Right Band edge_Vertical_Peak_802.11a_5320MHz



Condition : Vertical
 Project No. : 2401Z46778E-RF
 Tester : Zenos Qiao
 Spectrum setting: Peak reading:RBW:1MHz VBW:3MHz Detector:Peak
 Note : 5GWiFi-Band2-A-5320

		Read		Limit		Over	Remark
Freq Factor		Level	Level	Line	Limit		
	MHz	dB/m	dBuV	dBuV/m	dBuV/m	dB	
1	5350.000	-6.74	64.26	57.52	74.00	-16.48	Peak
2	5436.192	-6.40	66.46	60.06	74.00	-13.94	Peak

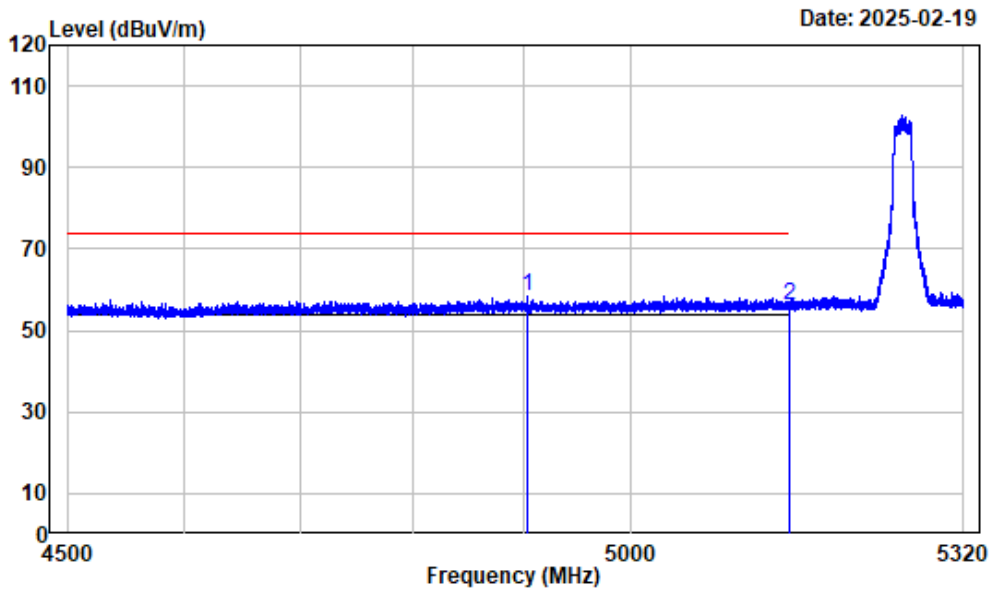
Right Band edge_Vertical_Average_802.11a_5320MHz



Condition : Vertical
 Project No. : 2401Z46778E-RF
 Tester : Zenos Qiao
 Spectrum setting: Average reading:RBW:1MHz VBW:1kHz Detector:Peak
 Note : 5GWiFi-Band2-A-5320

	Freq	Factor	Read		Limit	Over	Remark
			Level	Level			
	MHz	dB/m	dBuV	dBuV/m	dBuV/m	dB	
1	5350.000	-6.74	52.63	45.89	54.00	-8.11	Average
2	5455.589	-6.31	53.03	46.72	54.00	-7.28	Average

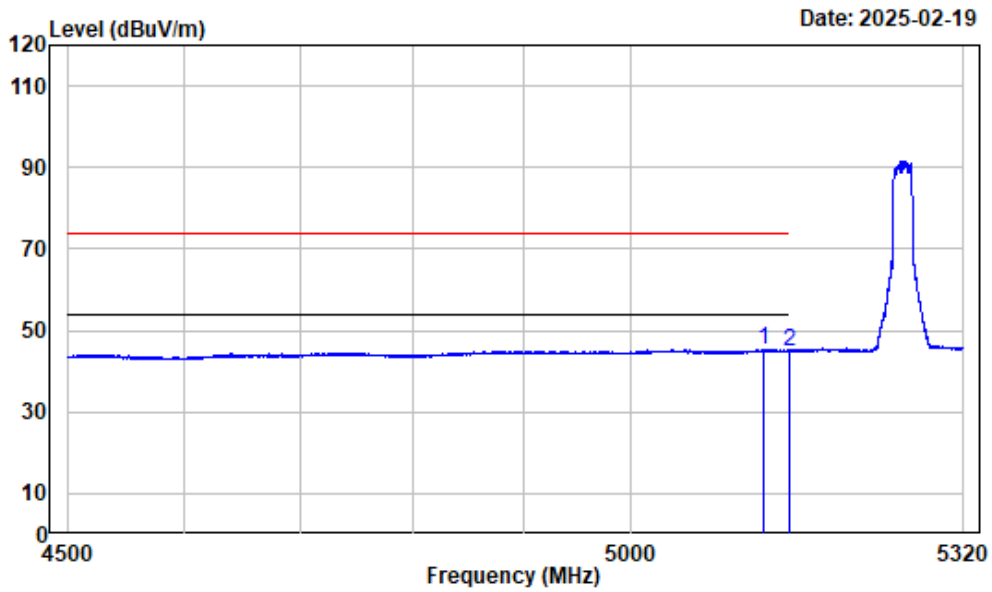
Left Band edge_Horizontal_Peak_802.11ac-VHT20_5260MHz



Condition : Horizontal
 Project No. : 2401Z46778E-RF
 Tester : Zenos Qiao
 Spectrum setting: Peak reading:RBW:1MHz VBW:3MHz Detector:Peak
 Note : 5GWiFi-Band2-AC20-5260

	Freq	Factor	Read		Limit	Over	Remark
			Level	Level			
	MHz	dB/m	dBuV	dBuV/m	dBuV/m	dB	
1	4903.183	-7.53	65.95	58.42	74.00	-15.58	Peak
2	5150.000	-7.46	63.54	56.08	74.00	-17.92	Peak

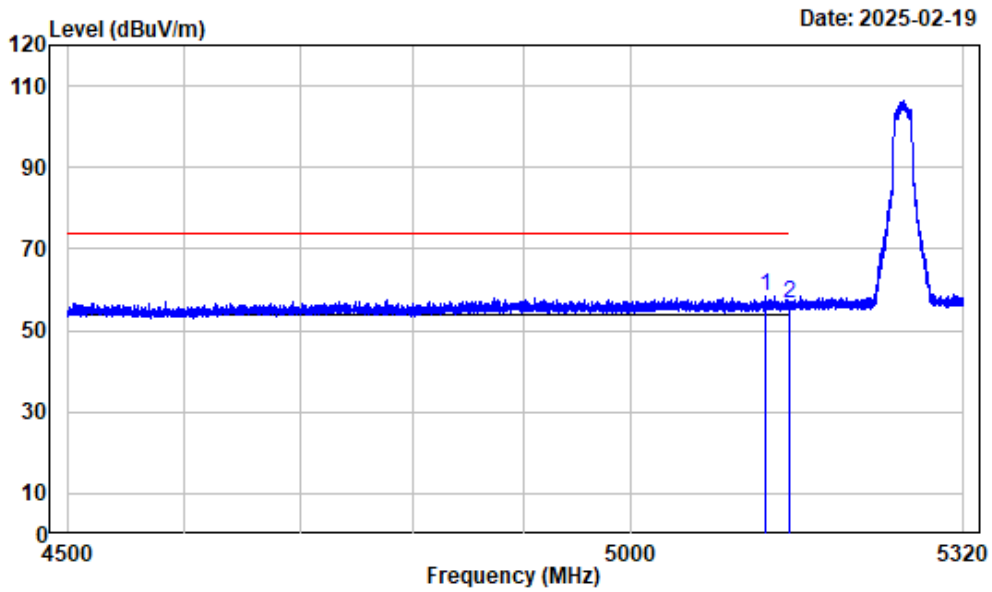
Left Band edge_Horizontal_Average_802.11ac-VHT20_5260MHz



Condition : Horizontal
 Project No. : 2401Z46778E-RF
 Tester : Zenos Qiao
 Spectrum setting: Average reading:RBW:1MHz VBW:1kHz Detector:Peak
 Note : 5GWiFi-Band2-AC20-5260

	Freq	Factor	Read Level	Level	Limit Line	Over Limit	Remark
	MHz	dB/m	dBuV	dBuV/m	dBuV/m	dB	
1	5125.841	-7.47	52.84	45.37	54.00	-8.63	Average
2	5150.000	-7.46	52.46	45.00	54.00	-9.00	Average

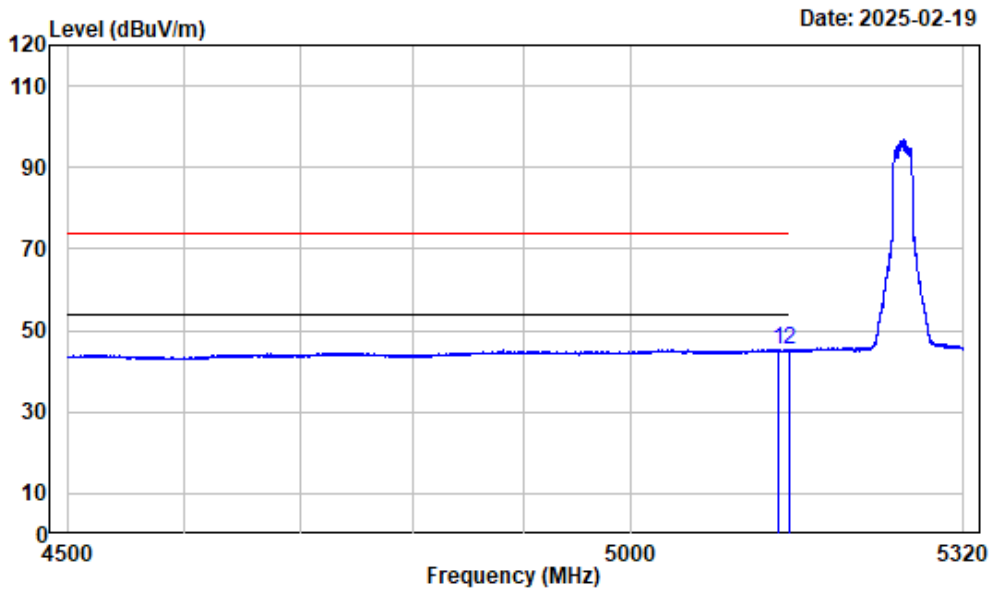
Left Band edge_Vertical_Peak_802.11ac-VHT20_5260MHz



Condition : Vertical
 Project No. : 2401Z46778E-RF
 Tester : Zenos Qiao
 Spectrum setting: Peak reading:RBW:1MHz VBW:3MHz Detector:Peak
 Note : 5GWiFi-Band2-AC20-5260

	Freq	Factor	Read Level	Level	Limit Line	Over Limit	Remark
	MHz	dB/m	dBuV	dBuV/m	dBuV/m	dB	
1	5127.276	-7.46	66.09	58.63	74.00	-15.37	Peak
2	5150.000	-7.46	63.85	56.39	74.00	-17.61	Peak

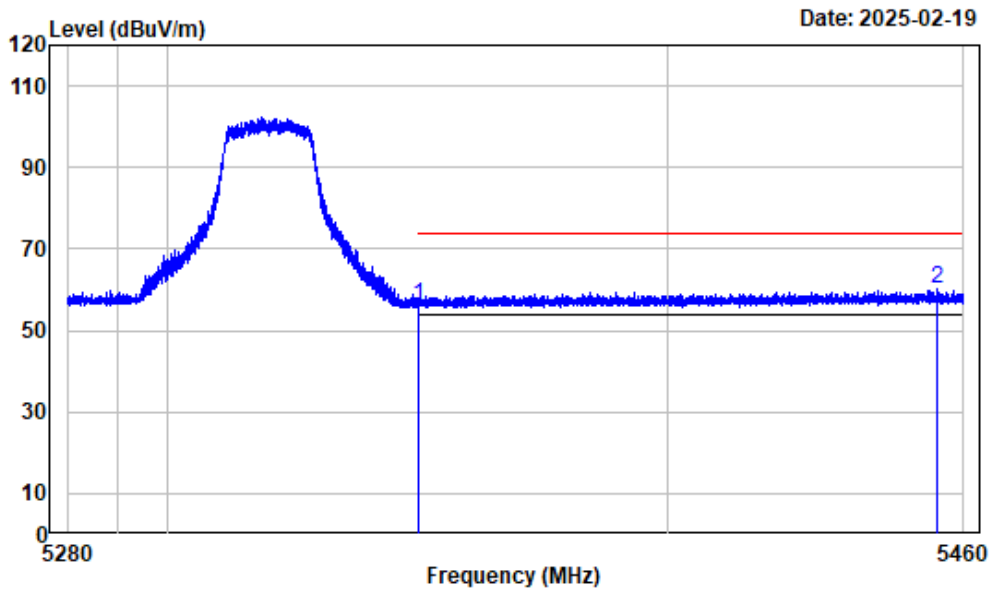
Left Band edge_Vertical_Average_802.11ac-VHT20_5260MHz



Condition : Vertical
 Project No. : 2401Z46778E-RF
 Tester : Zenos Qiao
 Spectrum setting: Average reading:RBW:1MHz VBW:1kHz Detector:Peak
 Note : 5GWiFi-Band2-AC20-5260

	Freq	Factor	Read		Limit	Over	Remark
			Level	Level			
	MHz	dB/m	dBuV	dBuV/m	dBuV/m	dB	
1	5139.578	-7.47	52.83	45.36	54.00	-8.64	Average
2	5150.000	-7.46	52.57	45.11	54.00	-8.89	Average

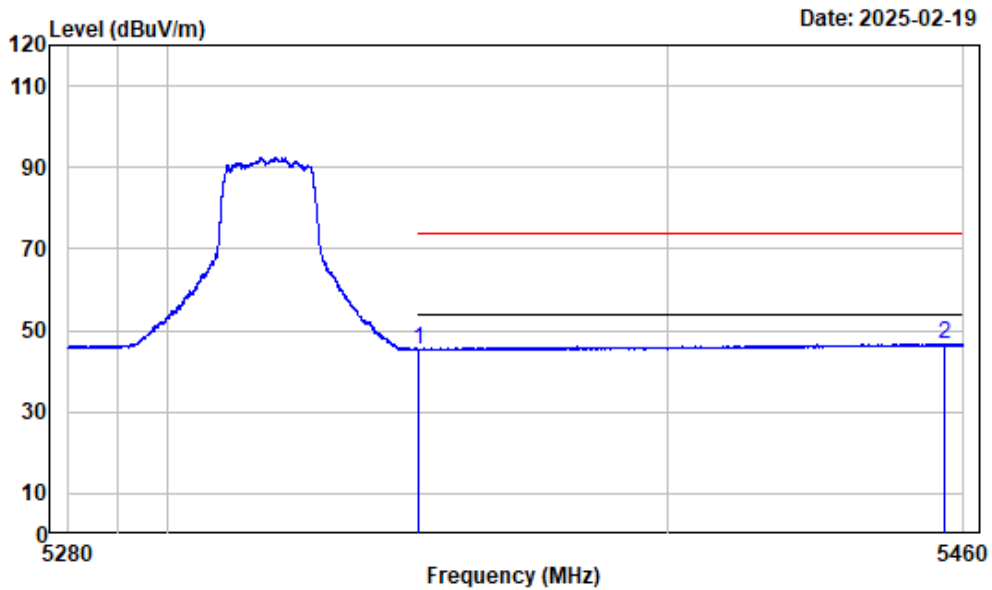
Right Band edge_Horizontal_Peak_802.11ac-VHT20_5320MHz



Condition : Horizontal
 Project No. : 2401Z46778E-RF
 Tester : Zenos Qiao
 Spectrum setting: Peak reading:RBW:1MHz VBW:3MHz Detector:Peak
 Note : 5GWiFi-Band2-AC20-5320

	Freq	Factor	Read		Limit	Over	Remark
			Level	Level			
	MHz	dB/m	dBuV	dBuV/m	dBuV/m	dB	
1	5350.000	-6.74	62.80	56.06	74.00	-17.94	Peak
2	5454.599	-6.31	66.52	60.21	74.00	-13.79	Peak

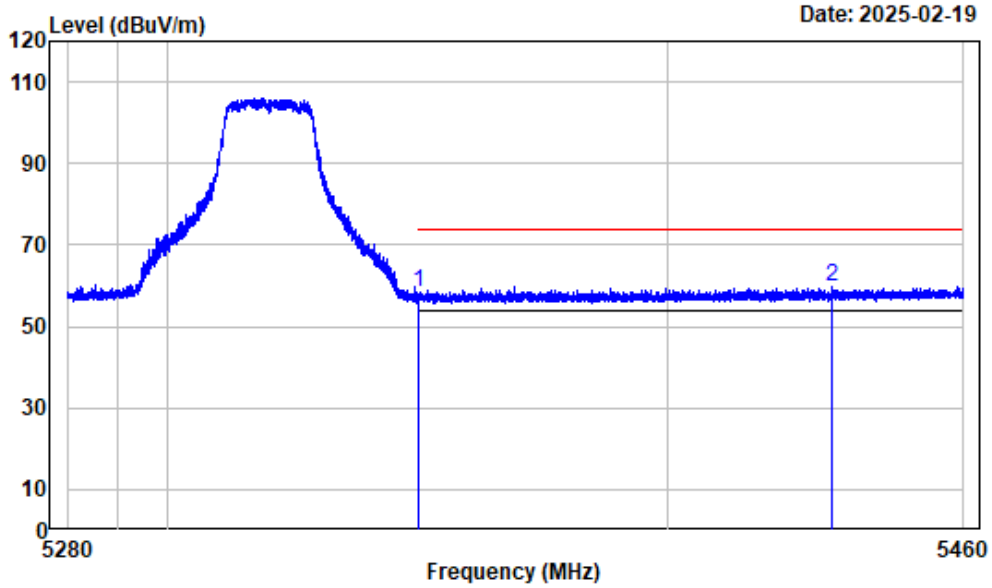
Right Band edge_Horizontal_Average_802.11ac-VHT20_5320MHz



Condition : Horizontal
 Project No. : 2401Z46778E-RF
 Tester : Zenos Qiao
 Spectrum setting: Average reading:RBW:1MHz VBW:1kHz Detector:Peak
 Note : 5GWiFi-Band2-AC20-5320

	Freq	Factor	Read		Limit	Over	Remark
			Level	Level			
	MHz	dB/m	dBuV	dBuV/m	dBuV/m	dB	
1	5350.000	-6.74	52.02	45.28	54.00	-8.72	Average
2	5456.220	-6.31	53.05	46.74	54.00	-7.26	Average

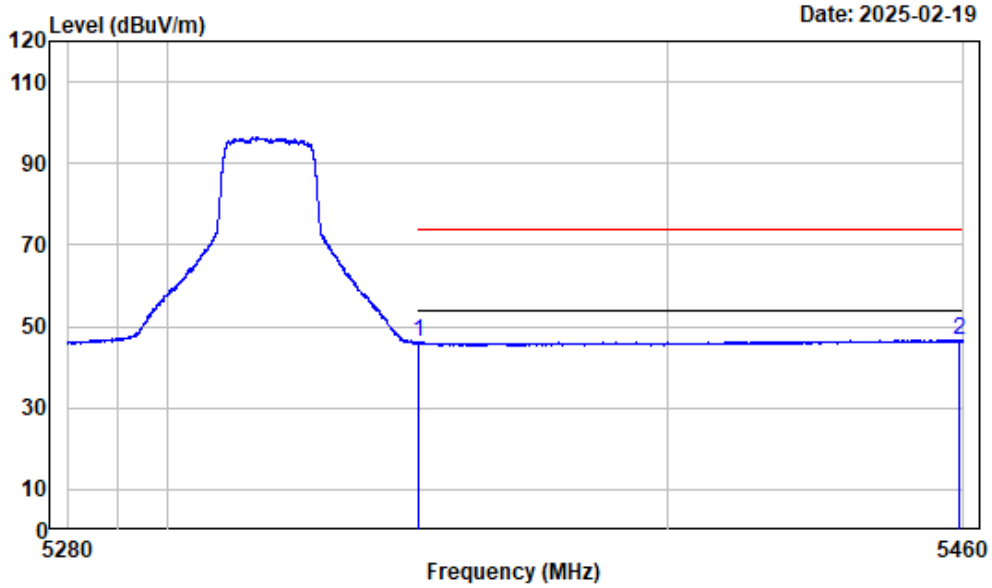
Right Band edge_Vertical_Peak_802.11ac-VHT20_5320MHz



Condition : Vertical
 Project No. : 2401Z46778E-RF
 Tester : Zenos Qiao
 Spectrum setting: Peak reading:RBW:1MHz VBW:3MHz Detector:Peak
 Note : 5GWiFi-Band2-AC20-5320

	Freq	Factor	Read		Limit	Over	Remark
			Level	Level			
	MHz	dB/m	dBuV	dBuV/m	dBuV/m	dB	
1	5350.000	-6.74	65.22	58.48	74.00	-15.52	Peak
2	5433.154	-6.41	66.21	59.80	74.00	-14.20	Peak

Right Band edge_Vertical_Average_802.11ac-VHT20_5320MHz

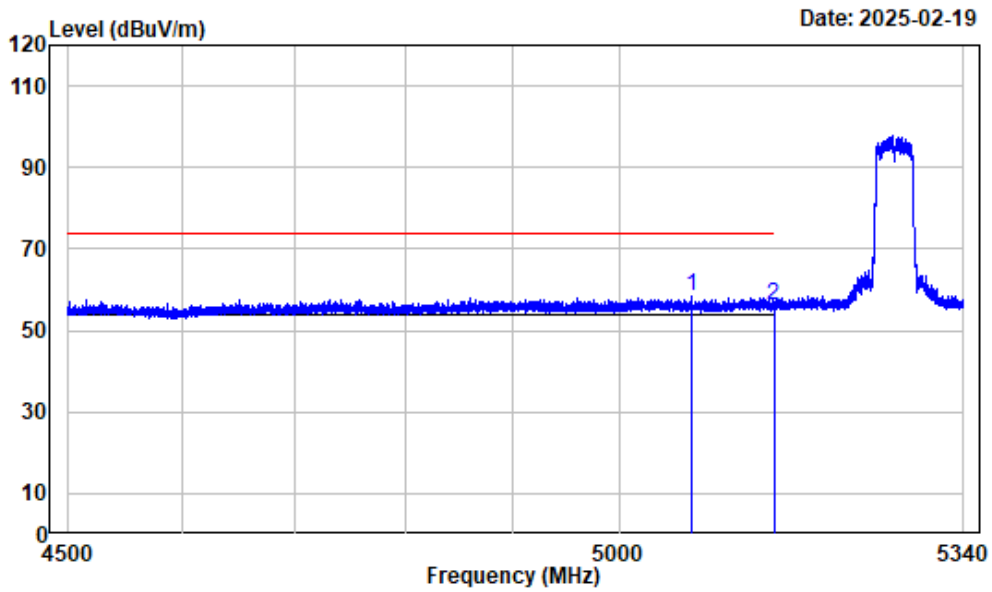


Date: 2025-02-19

Condition : Vertical
 Project No. : 2401Z46778E-RF
 Tester : Zenos Qiao
 Spectrum setting: Average reading:RBW:1MHz VBW:1kHz Detector:Peak
 Note : 5GWiFi-Band2-AC20-5320

	Freq	Factor	Read		Limit	Over	Remark
			Level	Level	Line	Limit	
	MHz	dB/m	dBuV	dBuV/m	dBuV/m	dB	
1	5350.000	-6.74	52.75	46.01	54.00	-7.99	Average
2	5459.123	-6.29	53.11	46.82	54.00	-7.18	Average

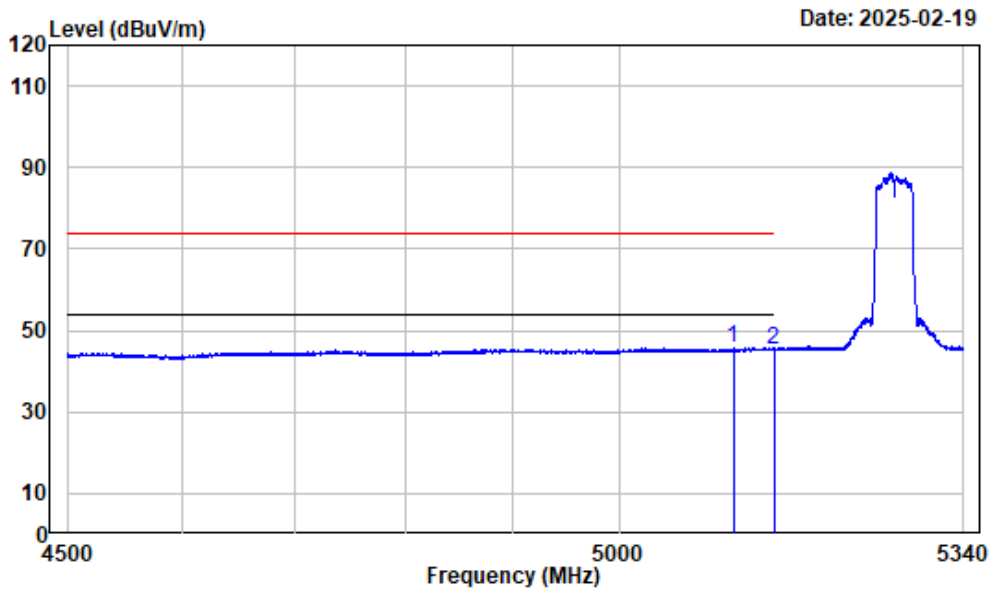
Left Band edge_Horizontal_Peak_802.11ac-VHT40_5270MHz



Condition : Horizontal
 Project No. : 2401Z46778E-RF
 Tester : Zenos Qiao
 Spectrum setting: Peak reading:RBW:1MHz VBW:3MHz Detector:Peak
 Note : 5GWiFi-Band2-AC40-5270

	Freq	Factor	Read		Limit	Over	Remark
			Level	Level	Line	Limit	
	MHz	dB/m	dBuV	dBuV/m	dBuV/m	dB	
1	5069.906	-7.38	65.90	58.52	74.00	-15.48	Peak
2	5150.000	-7.46	63.40	55.94	74.00	-18.06	Peak

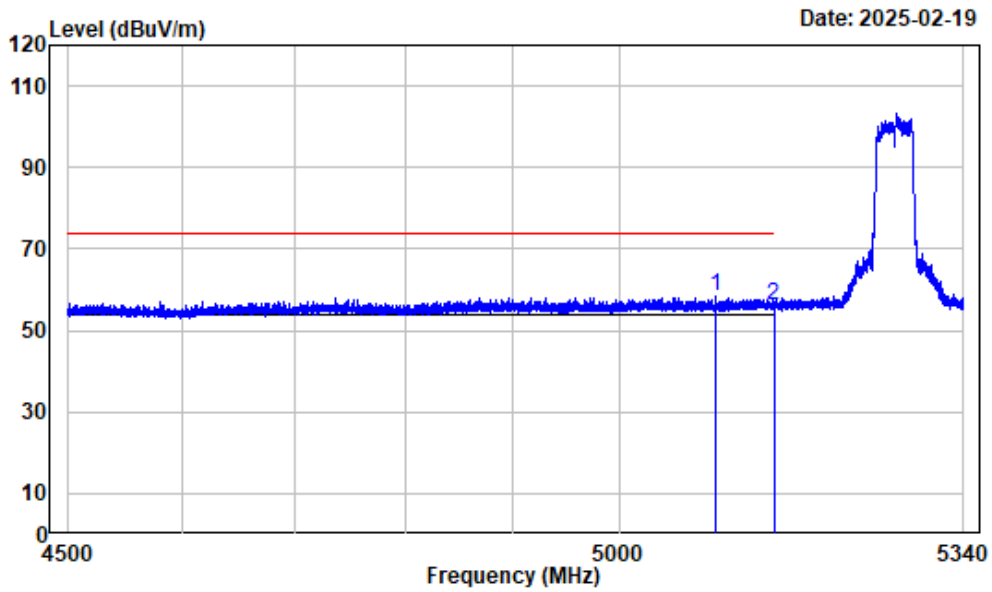
Left Band edge_Horizontal_Average_802.11ac-VHT40_5270MHz



Condition : Horizontal
 Project No. : 2401Z46778E-RF
 Tester : Zenos Qiao
 Spectrum setting: Average reading:RBW:1MHz VBW:2kHz Detector:Peak
 Note : 5GWiFi-Band2-AC40-5270

	Freq	Factor	Read Level	Level	Limit Line	Over Limit	Remark
	MHz	dB/m	dBuV	dBuV/m	dBuV/m	dB	
1	5110.231	-7.48	53.17	45.69	54.00	-8.31	Average
2	5150.000	-7.46	52.84	45.38	54.00	-8.62	Average

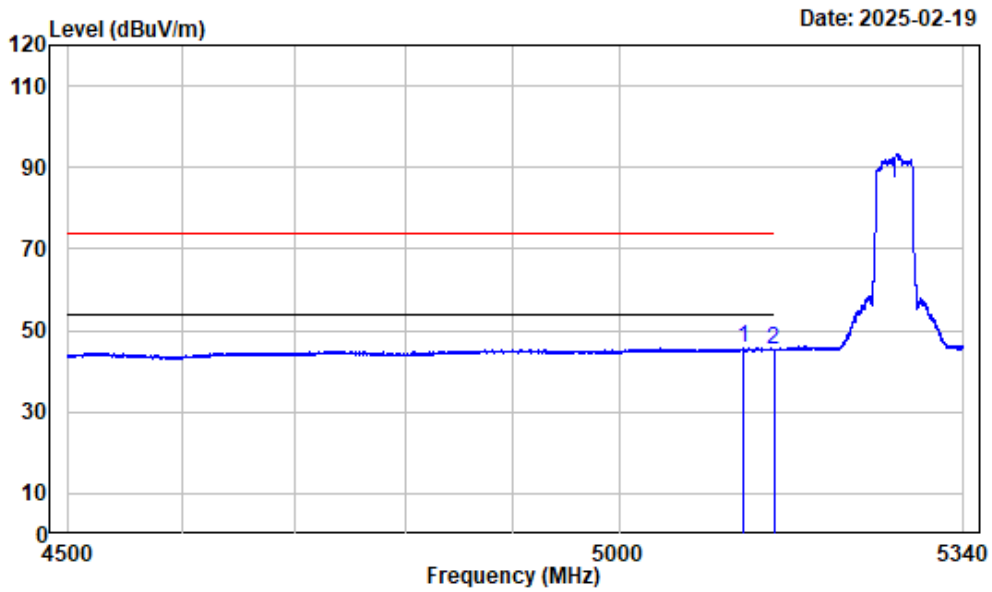
Left Band edge_Vertical_Peak_802.11ac-VHT40_5270MHz



Condition : Vertical
 Project No. : 2401Z46778E-RF
 Tester : Zenos Qiao
 Spectrum setting: Peak reading:RBW:1MHz VBW:3MHz Detector:Peak
 Note : 5GWiFi-Band2-AC40-5270

	Freq	Factor	Read		Limit	Over	Remark
			Level	Level			
	MHz	dB/m	dBuV	dBuV/m	dBuV/m	dB	
1	5093.429	-7.46	65.66	58.20	74.00	-15.80	Peak
2	5150.000	-7.46	63.73	56.27	74.00	-17.73	Peak

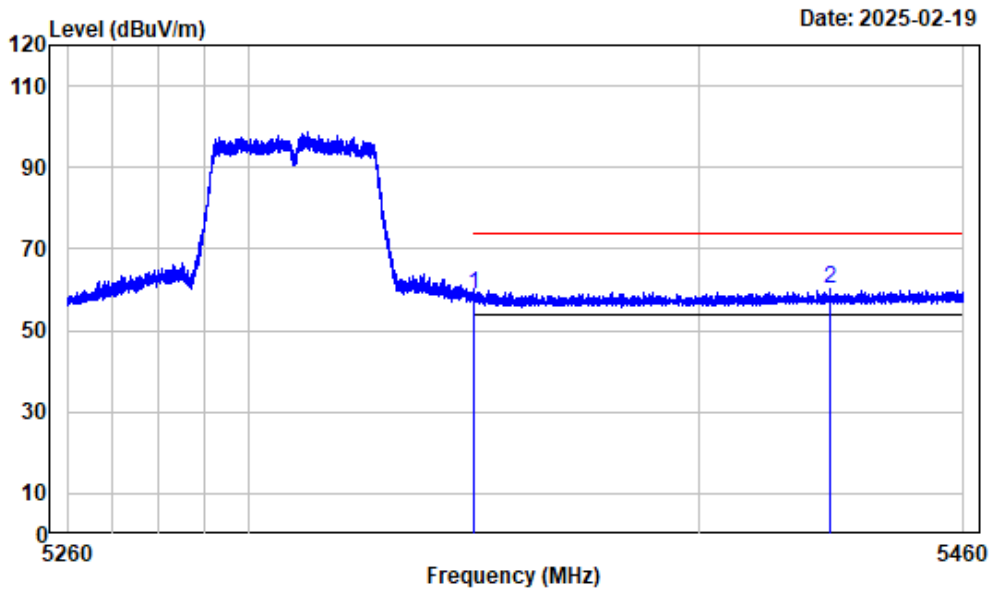
Left Band edge_Vertical_Average_802.11ac-VHT40_5270MHz



Condition : Vertical
 Project No. : 2401Z46778E-RF
 Tester : Zenos Qiao
 Spectrum setting: Average reading:RBW:1MHz VBW:2kHz Detector:Peak
 Note : 5GWiFi-Band2-AC40-5270

	Freq	Factor	Read Level	Level	Limit Line	Over Limit	Remark
	MHz	dB/m	dBuV	dBuV/m	dBuV/m	dB	
1	5120.732	-7.47	53.06	45.59	54.00	-8.41	Average
2	5150.000	-7.46	52.54	45.08	54.00	-8.92	Average

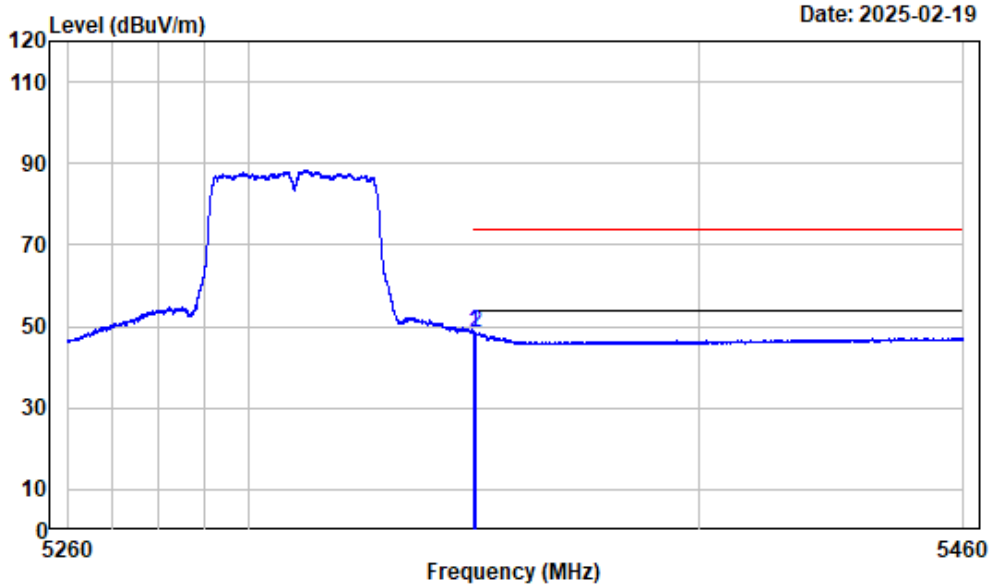
Right Band edge_Horizontal_Peak_802.11ac-VHT40_5310MHz



Condition : Horizontal
 Project No. : 2401Z46778E-RF
 Tester : Zenos Qiao
 Spectrum setting: Peak reading:RBW:1MHz VBW:3MHz Detector:Peak
 Note : 5GWiFi-Band2-AC40-5310

	Freq	Factor	Read Level	Level	Limit Line	Over Limit	Remark
	MHz	dB/m	dBuV	dBuV/m	dBuV/m	dB	
1	5350.000	-6.74	65.52	58.78	74.00	-15.22	Peak
2	5429.671	-6.43	66.52	60.09	74.00	-13.91	Peak

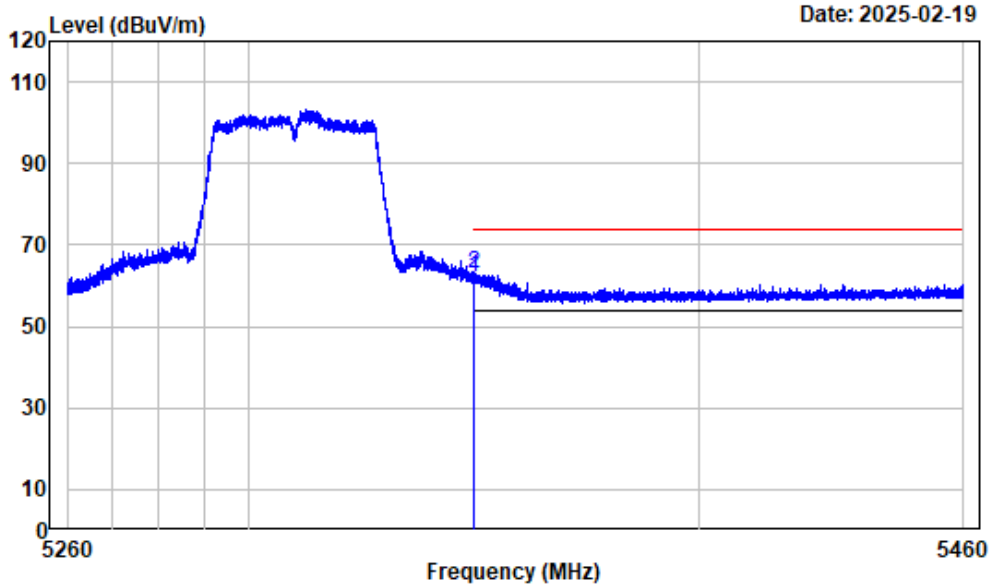
Right Band edge_Horizontal_Average_802.11ac-VHT40_5310MHz



Condition : Horizontal
 Project No. : 2401Z46778E-RF
 Tester : Zenos Qiao
 Spectrum setting: Average reading:RBW:1MHz VBW:2kHz Detector:Peak
 Note : 5GWiFi-Band2-AC40-5310

	Freq	Factor	Read		Limit	Over	Remark
			Level	Level			
	MHz	dB/m	dBuV	dBuV/m	dBuV/m	dB	
1	5350.000	-6.74	55.08	48.34	54.00	-5.66	Average
2	5350.086	-6.74	55.28	48.54	54.00	-5.46	Average

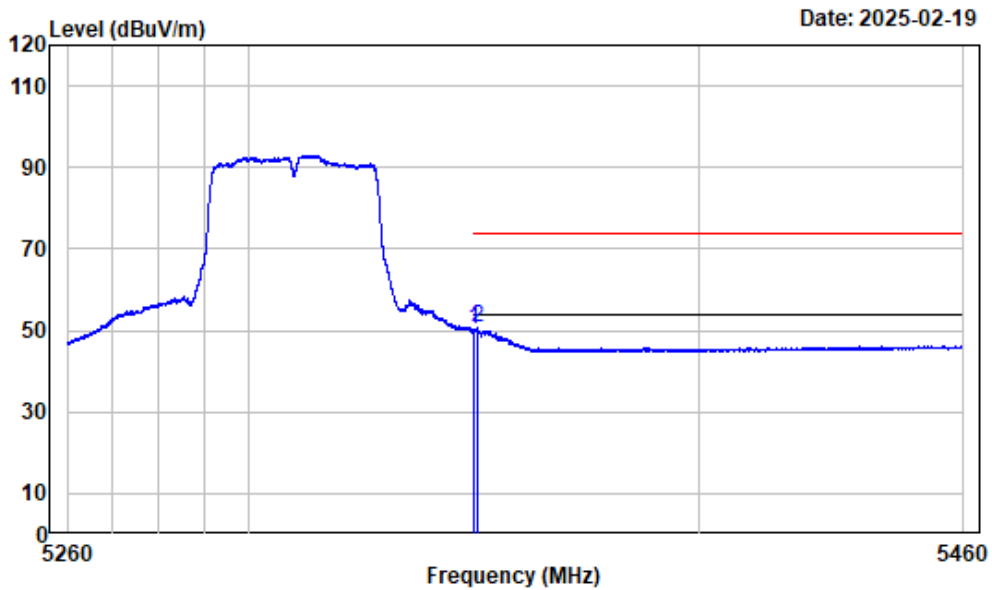
Right Band edge_Vertical_Peak_802.11ac-VHT40_5310MHz



Condition : Vertical
 Project No. : 2401Z46778E-RF
 Tester : Zenos Qiao
 Spectrum setting: Peak reading:RBW:1MHz VBW:3MHz Detector:Peak
 Note : 5GWiFi-Band2-AC40-5310

	Freq	Factor	Read Level	Level	Limit Line	Over Limit	Remark
	MHz	dB/m	dBuV	dBuV/m	dBuV/m	dB	
1	5350.000	-6.74	68.84	62.10	74.00	-11.90	Peak
2	5350.011	-6.74	69.58	62.84	74.00	-11.16	Peak

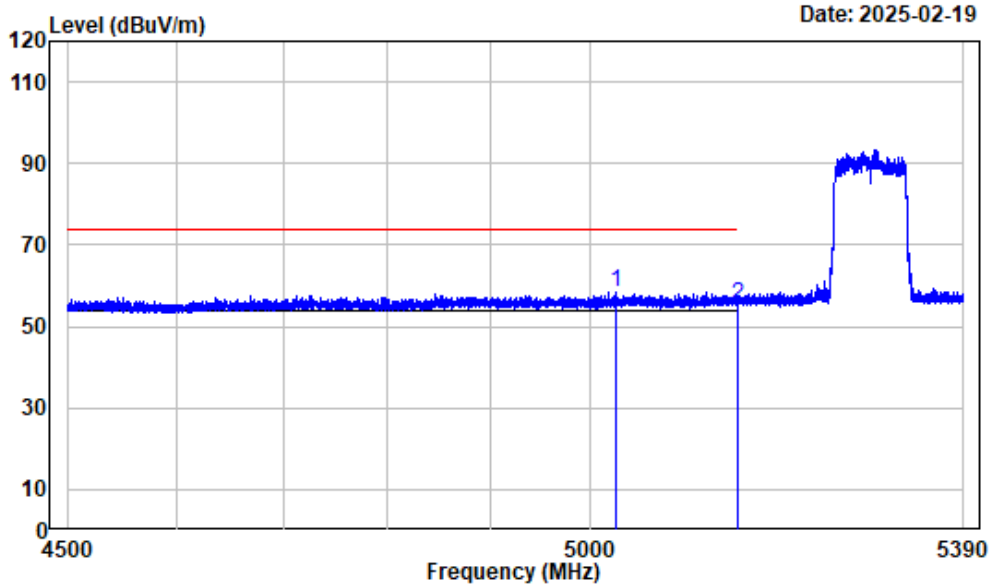
Right Band edge_Vertical_Average_802.11ac-VHT40_5310MHz



Condition : Vertical
 Project No. : 2401Z46778E-RF
 Tester : Zenos Qiao
 Spectrum setting: Average reading:RBW:1MHz VBW:2kHz Detector:Peak
 Note : 5GWiFi-Band2-AC40-5310

	Freq	Factor	Read Level	Level	Limit Line	Over Limit	Remark
	MHz	dB/m	dBuV	dBuV/m	dBuV/m	dB	
1	5350.000	-6.74	57.17	50.43	54.00	-3.57	Average
2	5350.562	-6.74	57.66	50.92	54.00	-3.08	Average

Left Band edge_Horizontal_Peak_802.11ac-VHT80_5290MHz

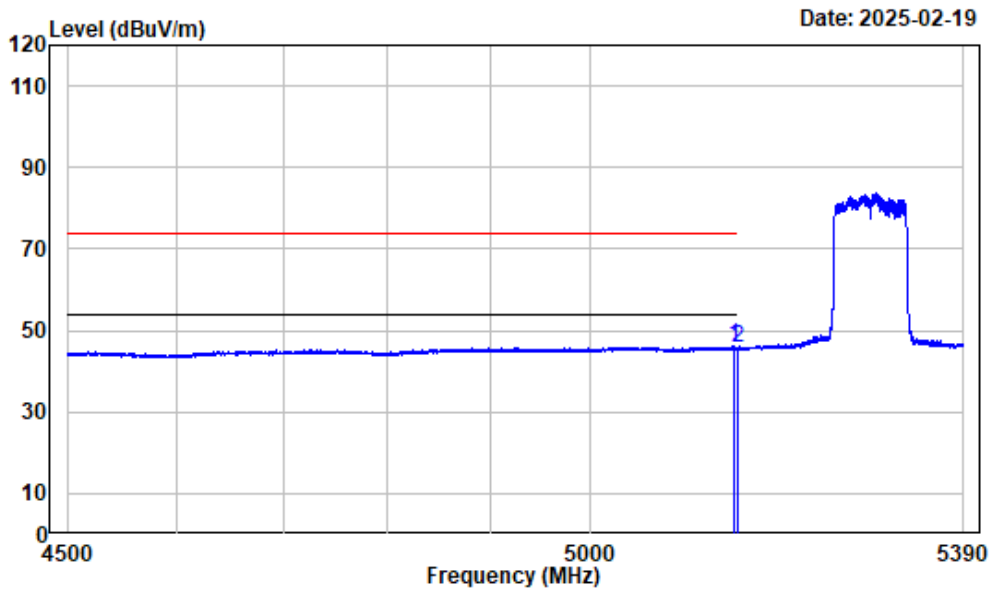


Date: 2025-02-19

Condition : Horizontal
 Project No. : 2401Z46778E-RF
 Tester : Zenos Qiao
 Spectrum setting: Peak reading:RBW:1MHz VBW:3MHz Detector:Peak
 Note : 5GWiFi-Band2-AC80-5290

	Freq	Factor	Read Level	Level	Limit Line	Over Limit	Remark
	MHz	dB/m	dBuV	dBUV/m	dBUV/m	dB	
1	5025.944	-7.33	65.86	58.53	74.00	-15.47	Peak
2	5150.000	-7.46	62.84	55.38	74.00	-18.62	Peak

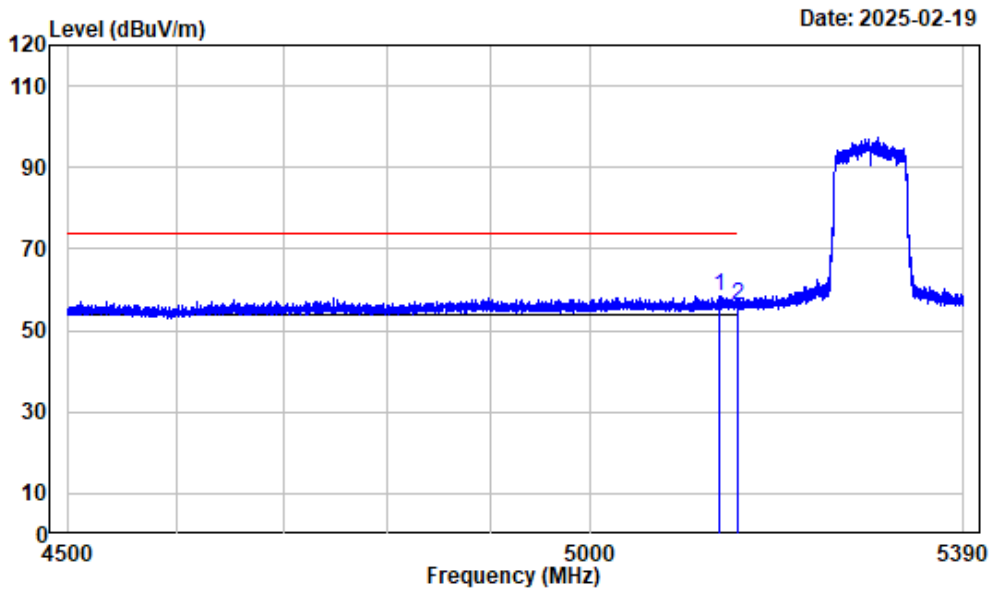
Left Band edge_Horizontal_Average_802.11ac-VHT80_5290MHz



Condition : Horizontal
 Project No. : 2401Z46778E-RF
 Tester : Zenos Qiao
 Spectrum setting: Average reading:RBW:1MHz VBW:3kHz Detector:Peak
 Note : 5GWiFi-Band2-AC80-5290

	Freq	Factor	Read Level	Level	Limit Line	Over Limit	Remark
	MHz	dB/m	dBuV	dBuV/m	dBuV/m	dB	
1	5146.221	-7.46	53.71	46.25	54.00	-7.75	Average
2	5150.000	-7.46	53.38	45.92	54.00	-8.08	Average

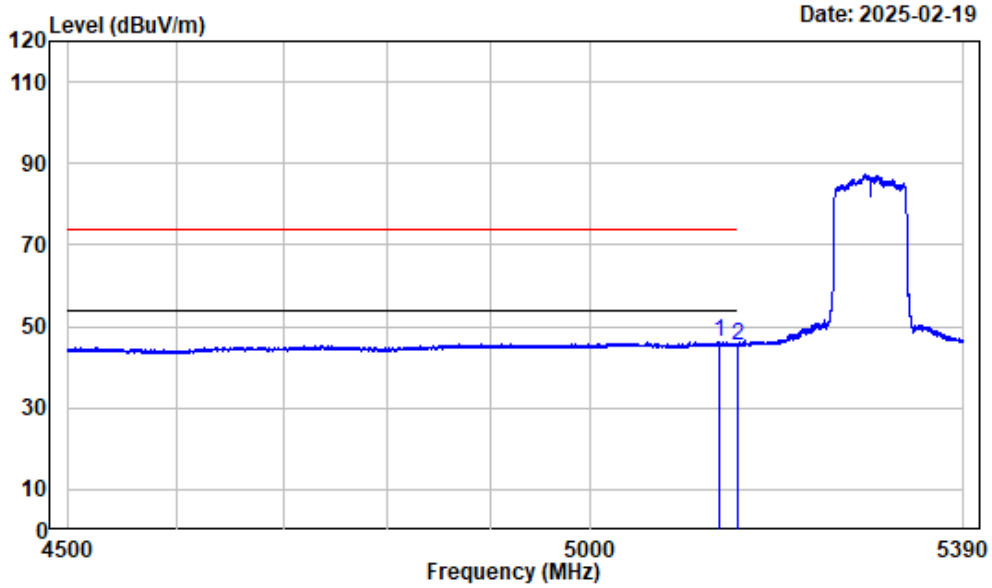
Left Band edge_Vertical_Peak_802.11ac-VHT80_5290MHz



Condition : Vertical
 Project No. : 2401Z46778E-RF
 Tester : Zenos Qiao
 Spectrum setting: Peak reading:RBW:1MHz VBW:3MHz Detector:Peak
 Note : 5GWiFi-Band2-AC80-5290

	Freq	Factor	Read Level	Level	Limit Line	Over Limit	Remark
	MHz	dB/m	dBuV	dBuV/m	dBuV/m	dB	
1	5130.755	-7.47	65.99	58.52	74.00	-15.48	Peak
2	5150.000	-7.46	63.57	56.11	74.00	-17.89	Peak

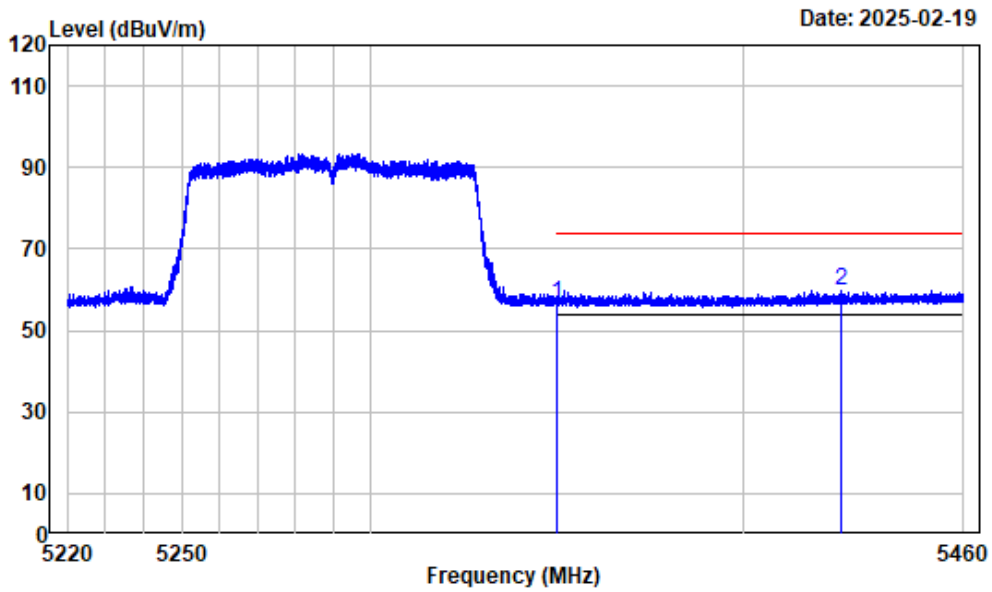
Left Band edge_Vertical_Average_802.11ac-VHT80_5290MHz



Condition : Vertical
 Project No. : 2401Z46778E-RF
 Tester : Zenos Qiao
 Spectrum setting: Average reading:RBW:1MHz VBW:3kHz Detector:Peak
 Note : 5GWiFi-Band2-AC80-5290

	Freq	Factor	Read Level	Level	Limit Line	Over Limit	Remark
	MHz	dB/m	dBuV	dBuV/m	dBuV/m	dB	
1	5131.423	-7.47	53.74	46.27	54.00	-7.73	Average
2	5150.000	-7.46	52.95	45.49	54.00	-8.51	Average

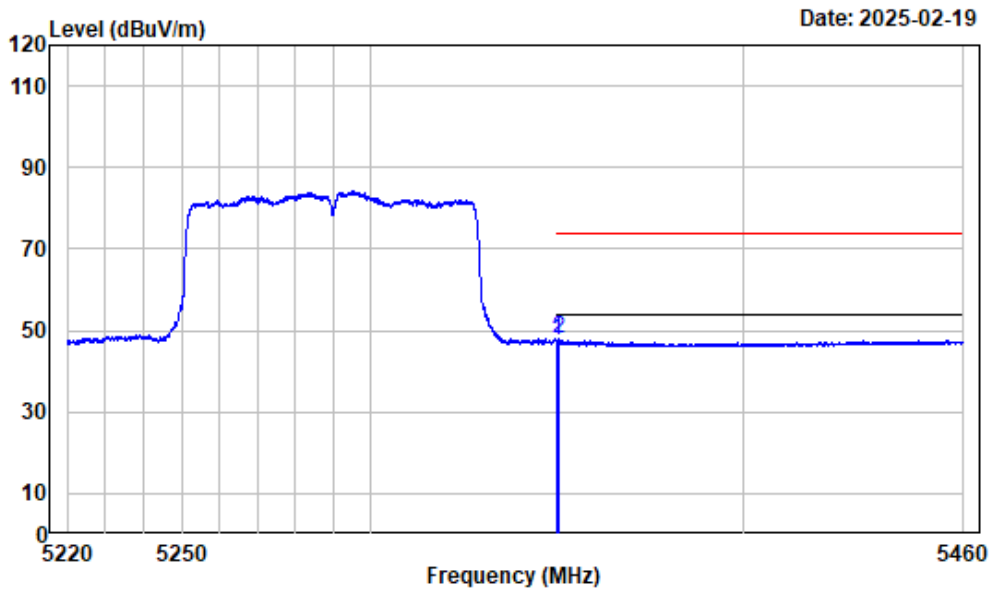
Right Band edge_Horizontal_Peak_802.11ac-VHT80_5290MHz



Condition : Horizontal
 Project No. : 2401Z46778E-RF
 Tester : Zenos Qiao
 Spectrum setting: Peak reading:RBW:1MHz VBW:3MHz Detector:Peak
 Note : 5GWiFi-Band2-AC80-5290

	Freq	Factor	Read		Limit	Over	Remark
			Level	Level			
	MHz	dB/m	dBuV	dBuV/m	dBuV/m	dB	
1	5350.000	-6.74	63.26	56.52	74.00	-17.48	Peak
2	5426.576	-6.46	66.28	59.82	74.00	-14.18	Peak

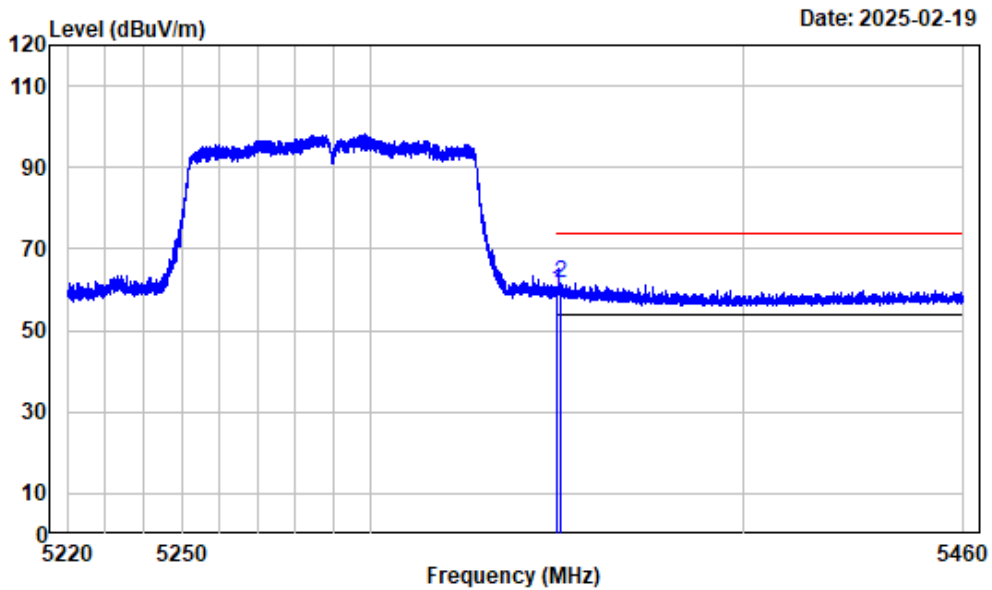
Right Band edge_Horizontal_Average_802.11ac-VHT80_5290MHz



Condition : Horizontal
 Project No. : 2401Z46778E-RF
 Tester : Zenos Qiao
 Spectrum setting: Average reading:RBW:1MHz VBW:3kHz Detector:Peak
 Note : 5GWiFi-Band2-AC80-5290

	Freq	Factor	Read		Limit	Over	Remark
			Level	Level			
	MHz	dB/m	dBuV	dBuV/m	dBuV/m	dB	
1	5350.000	-6.74	54.07	47.33	54.00	-6.67	Average
2	5350.186	-6.74	54.52	47.78	54.00	-6.22	Average

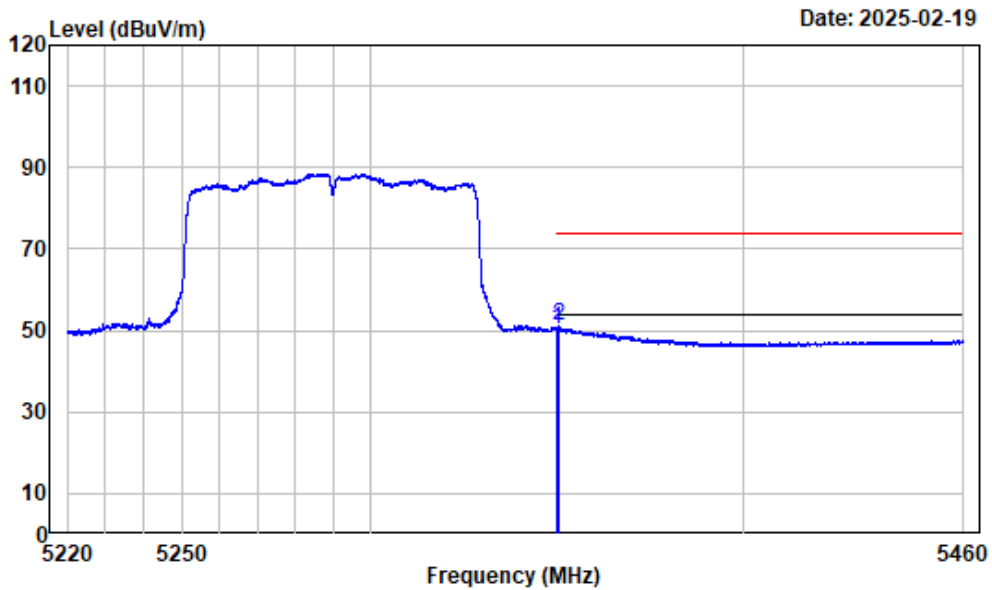
Right Band edge_Vertical_Peak_802.11ac-VHT80_5290MHz



Condition : Vertical
 Project No. : 2401Z46778E-RF
 Tester : Zenos Qiao
 Spectrum setting: Peak reading:RBW:1MHz VBW:3MHz Detector:Peak
 Note : 5GWiFi-Band2-AC80-5290

	Freq	Factor	Read Level	Level	Limit Line	Over Limit	Remark
	MHz	dB/m	dBuV	dBuV/m	dBuV/m	dB	
1	5350.000	-6.74	66.49	59.75	74.00	-14.25	Peak
2	5350.846	-6.74	68.54	61.80	74.00	-12.20	Peak

Right Band edge_Vertical_Average_802.11ac-VHT80_5290MHz

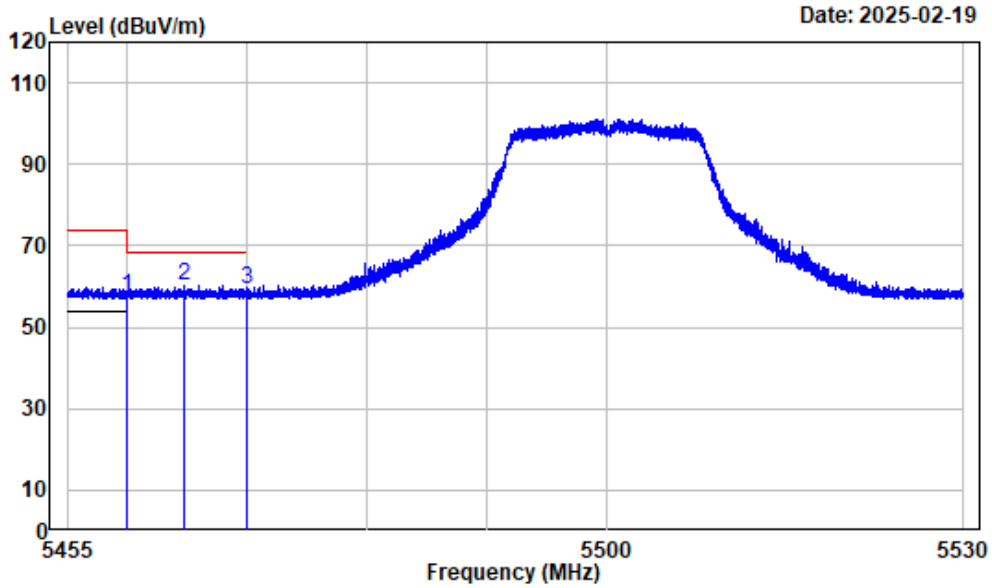


Condition : Vertical
 Project No. : 2401Z46778E-RF
 Tester : Zenos Qiao
 Spectrum setting: Average reading:RBW:1MHz VBW:3kHz Detector:Peak
 Note : 5GWiFi-Band2-AC80-5290

	Freq	Factor	Read Level	Level	Limit Line	Over Limit	Remark
	MHz	dB/m	dBuV	dBuV/m	dBuV/m	dB	
1	5350.000	-6.74	57.01	50.27	54.00	-3.73	Average
2	5350.396	-6.74	57.70	50.96	54.00	-3.04	Average

5470-5725MHz:

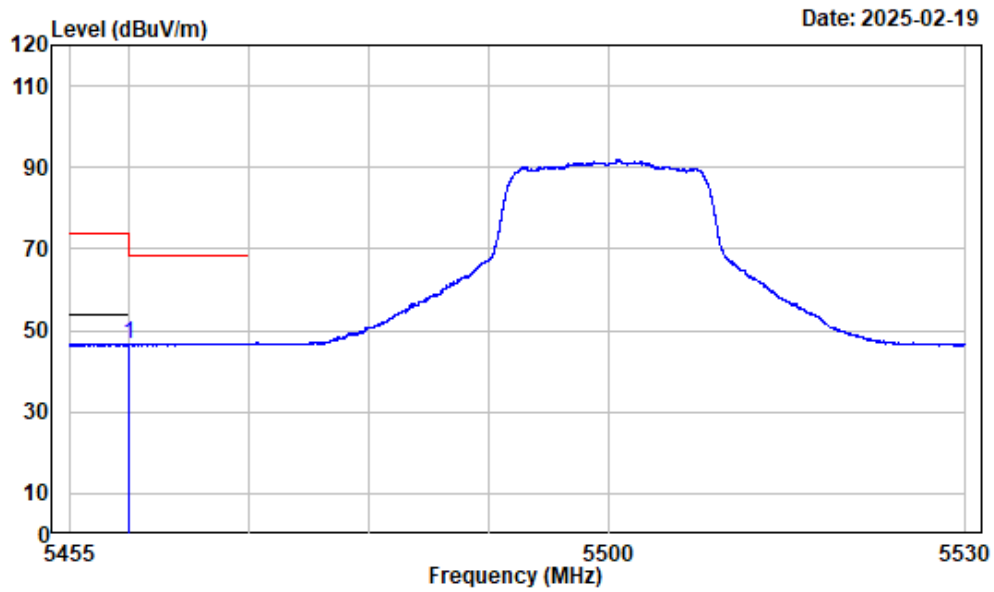
Left Band edge_Horizontal_Peak_802.11a_5500MHz



Condition : Horizontal
 Project No. : 2401Z46778E-RF
 Tester : Zenos Qiao
 Spectrum setting: Peak reading:RBW:1MHz VBW:3MHz Detector:Peak
 Note : 5GWiFi-Band3-A-5500

	Freq	Factor	Read Level	Level	Limit Line	Over Limit	Remark
	MHz	dB/m	dBuV	dBuV/m	dBuV/m	dB	
1	5460.000	-6.29	63.70	57.41	74.00	-16.59	Peak
2	5464.742	-6.28	66.50	60.22	68.20	-7.98	Peak
3	5470.000	-6.26	65.42	59.16	68.20	-9.04	Peak

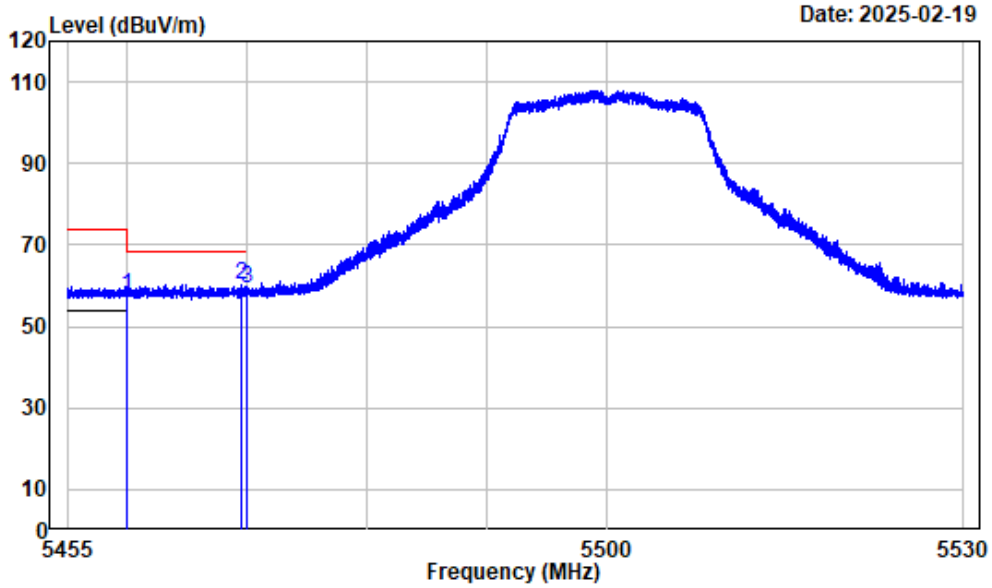
Left Band edge_Horizontal_Average_802.11a_5500MHz



Condition : Horizontal
 Project No. : 2401Z46778E-RF
 Tester : Zenos Qiao
 Spectrum setting: Average reading:RBW:1MHz VBW:1kHz Detector:Peak
 Note : 5GWiFi-Band3-A-5500

	Freq	Factor	Read		Limit	Over	Remark
			Level	Level	Line	Limit	
	MHz	dB/m	dBuV	dBuV/m	dBuV/m	dB	
1	5460.000	-6.29	52.87	46.58	54.00	-7.42	Average

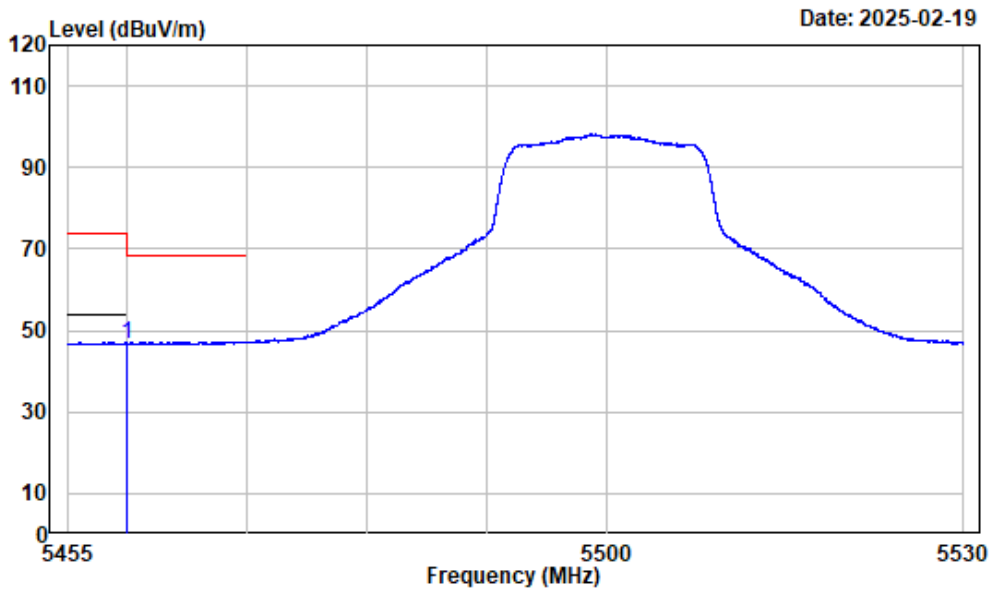
Left Band edge_Vetical_Peak_802.11a_5500MHz



Condition : Vertical
 Project No. : 2401Z46778E-RF
 Tester : Zenos Qiao
 Spectrum setting: Peak reading:RBW:1MHz VBW:3MHz Detector:Peak
 Note : 5GWiFi-Band3-A-5500

	Freq	Factor	Read Level	Level	Limit Line	Over Limit	Remark
	MHz	dB/m	dBuV	dBUV/m	dBUV/m	dB	
1	5460.000	-6.29	63.63	57.34	74.00	-16.66	Peak
2	5469.430	-6.26	66.47	60.21	68.20	-7.99	Peak
3	5470.000	-6.26	65.56	59.30	68.20	-8.90	Peak

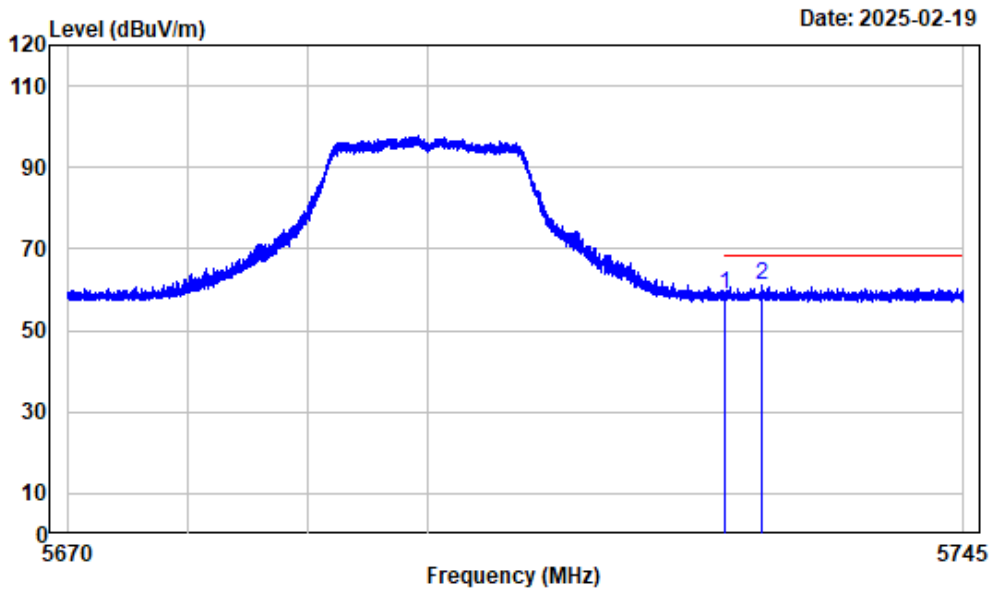
Left Band edge_Vertical_Average_802.11a_5500MHz



Condition : Vertical
 Project No. : 2401Z46778E-RF
 Tester : Zenos Qiao
 Spectrum setting: Average reading:RBW:1MHz VBW:1kHz Detector:Peak
 Note : 5GWiFi-Band3-A-5500

1	MHz	Factor	Read		Limit	Over	Remark
			Level	Level			
	5460.000	-6.29	53.00	46.71	54.00	-7.29	Average

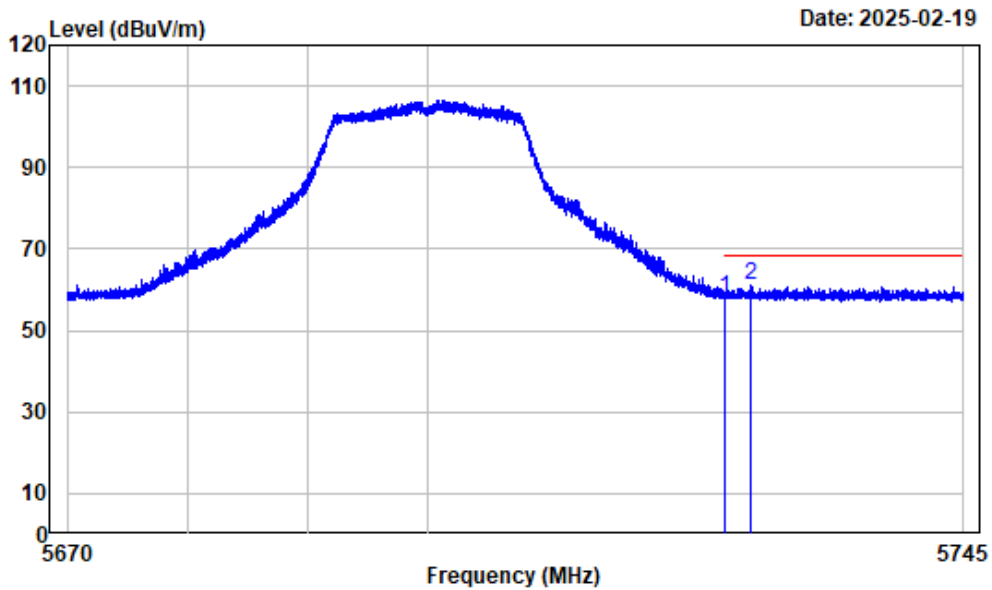
Right Band edge_Horizontal_802.11a_5700MHz



Condition : Horizontal
 Project No. : 2401Z46778E-RF
 Tester : Zenos Qiao
 Spectrum setting: Peak reading:RBW:1MHz VBW:3MHz Detector:Peak
 Note : 5GWiFi-Band3-A-5700

	Freq	Factor	Read Level	Level	Limit	Over	Remark
	MHz	dB/m	dBuV	dBuV/m	dBuV/m	dB	
1	5725.000	-5.48	64.25	58.77	68.20	-9.43	Peak
2	5727.973	-5.46	66.49	61.03	68.20	-7.17	Peak

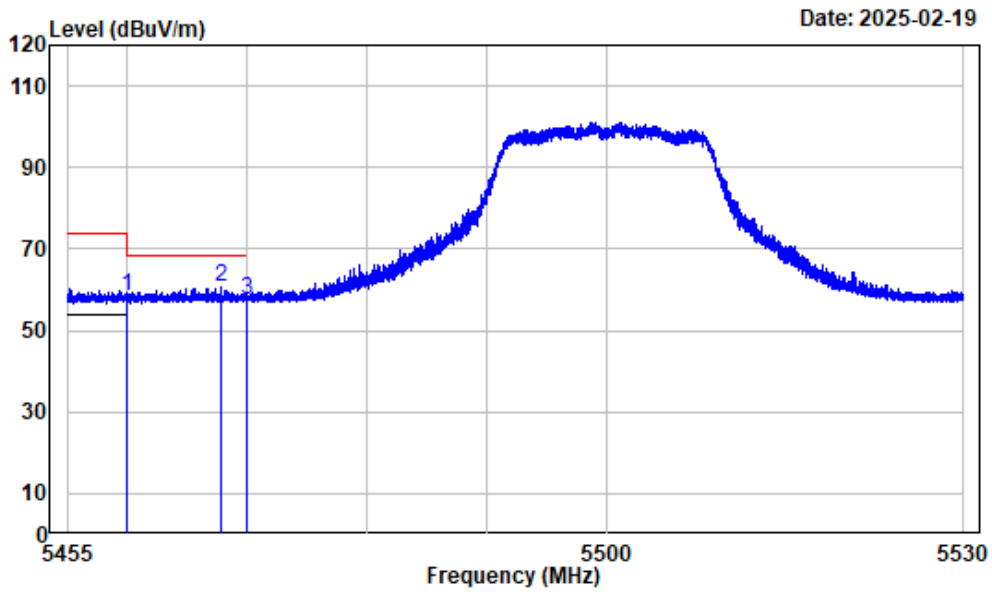
Right Band edge_Vertical_802.11a_5700MHz



Condition : Vertical
 Project No. : 2401Z46778E-RF
 Tester : Zenos Qiao
 Spectrum setting: Peak reading:RBW:1MHz VBW:3MHz Detector:Peak
 Note : 5GWiFi-Band3-A-5700

	Freq	Factor	Read Level	Level	Limit Line	Over Limit	Remark
	MHz	dB/m	dBuV	dBuV/m	dBuV/m	dB	
1	5725.000	-5.48	63.62	58.14	68.20	-10.06	Peak
2	5727.101	-5.47	66.66	61.19	68.20	-7.01	Peak

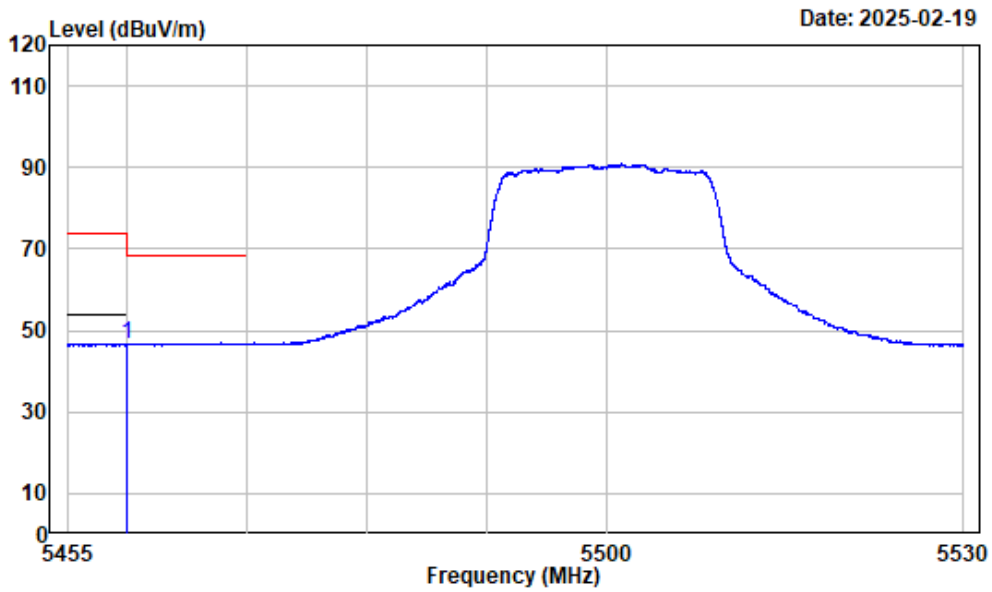
Left Band edge_Horizontal_Peak_802.11ac-VHT20_5500MHz



Condition : Horizontal
 Project No. : 2401Z46778E-RF
 Tester : Zenos Qiao
 Spectrum setting: Peak reading:RBW:1MHz VBW:3MHz Detector:Peak
 Note : 5GWiFi-Band3-AC20-5500

	Freq	Factor	Read Level	Level	Limit Line	Over Limit	Remark
	MHz	dB/m	dBuV	dBuV/m	dBuV/m	dB	
1	5460.000	-6.29	64.51	58.22	74.00	-15.78	Peak
2	5467.733	-6.26	66.86	60.60	68.20	-7.60	Peak
3	5470.000	-6.26	63.75	57.49	68.20	-10.71	Peak

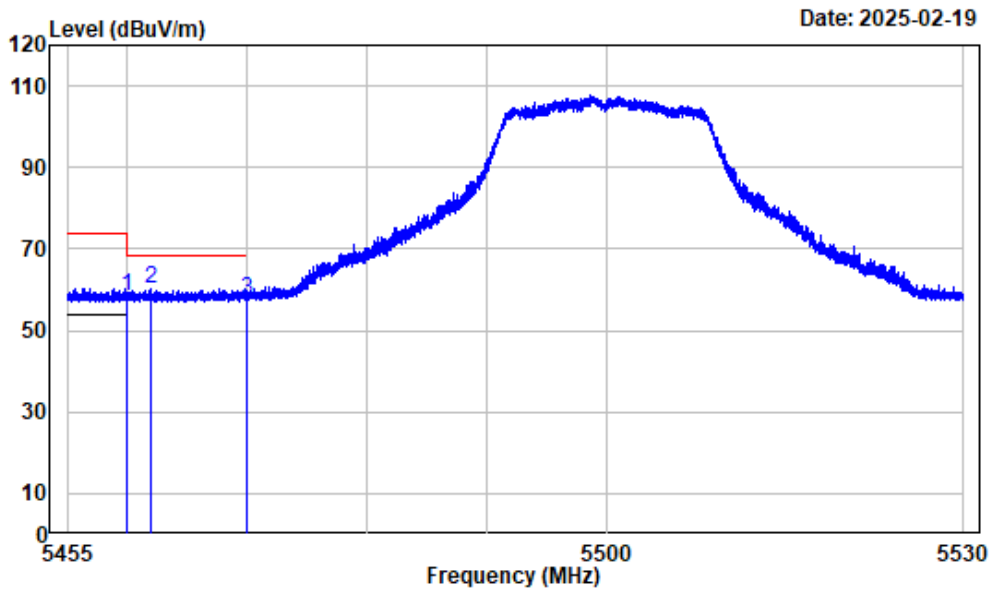
Left Band edge_Horizontal_Average_802.11ac-VHT20_5500MHz



Condition : Horizontal
 Project No. : 2401Z46778E-RF
 Tester : Zenos Qiao
 Spectrum setting: Average reading:RBW:1MHz VBW:1kHz Detector:Peak
 Note : 5GWiFi-Band3-AC20-5500

	Freq	Factor	Read		Limit	Over	Remark
			Level	Level	Line	Limit	
	MHz	dB/m	dBuV	dBuV/m	dBuV/m	dB	
1	5460.000	-6.29	52.89	46.60	54.00	-7.40	Average

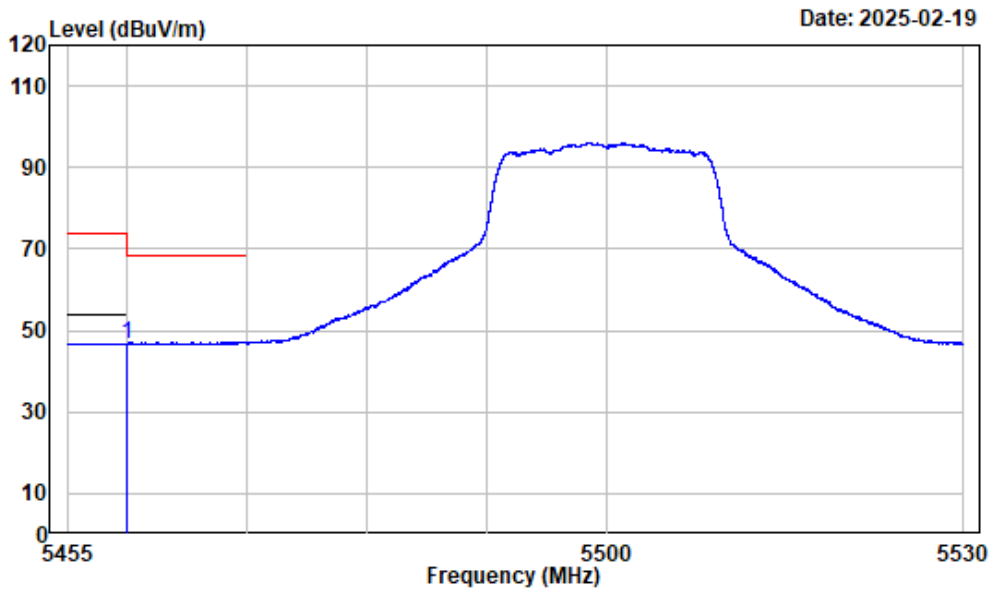
Left Band edge_Vertical_Peak_802.11ac-VHT20_5500MHz



Condition : Vertical
 Project No. : 2401Z46778E-RF
 Tester : Zenos Qiao
 Spectrum setting: Peak reading:RBW:1MHz VBW:3MHz Detector:Peak
 Note : 5GWiFi-Band3-AC20-5500

	Freq	Factor	Read Level	Level	Limit	Over	Remark
	MHz	dB/m	dBuV	dBUV/m	dBUV/m	dB	
1	5460.000	-6.29	64.79	58.50	74.00	-15.50	Peak
2	5461.882	-6.29	66.42	60.13	68.20	-8.07	Peak
3	5470.000	-6.26	63.73	57.47	68.20	-10.73	Peak

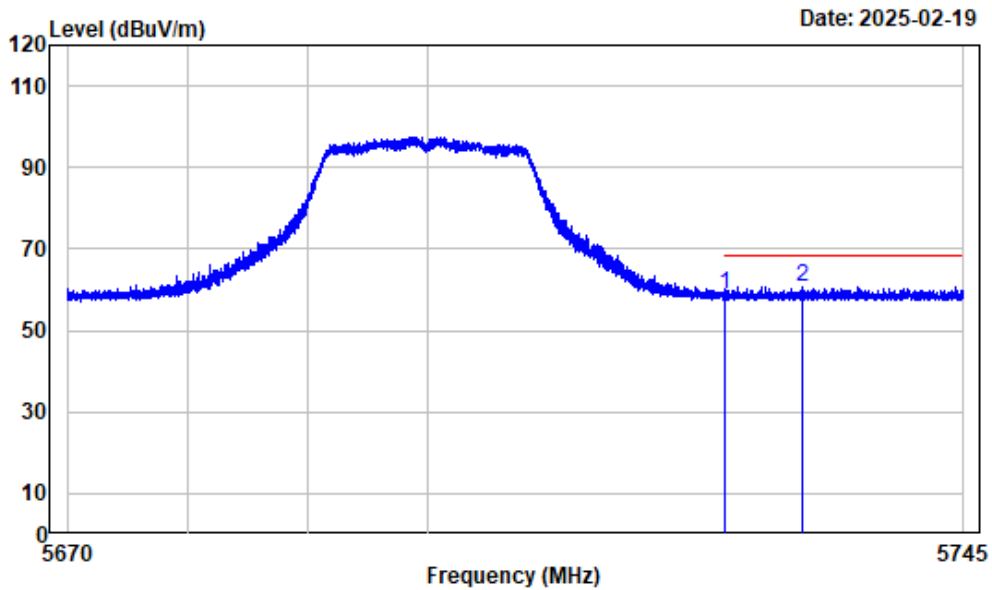
Left Band edge_Vertical_Average_802.11ac-VHT20_5500MHz



Condition : Vertical
 Project No. : 2401Z46778E-RF
 Tester : Zenos Qiao
 Spectrum setting: Average reading:RBW:1MHz VBW:1kHz Detector:Peak
 Note : 5GWiFi-Band3-AC20-5500

	Freq	Factor	Read		Limit	Over	Remark
			Level	Level	Line	Limit	
	MHz	dB/m	dBuV	dBuV/m	dBuV/m	dB	
1	5460.000	-6.29	52.94	46.65	54.00	-7.35	Average

Right Band edge_Horizontal_802.11ac-VHT20_5700MHz

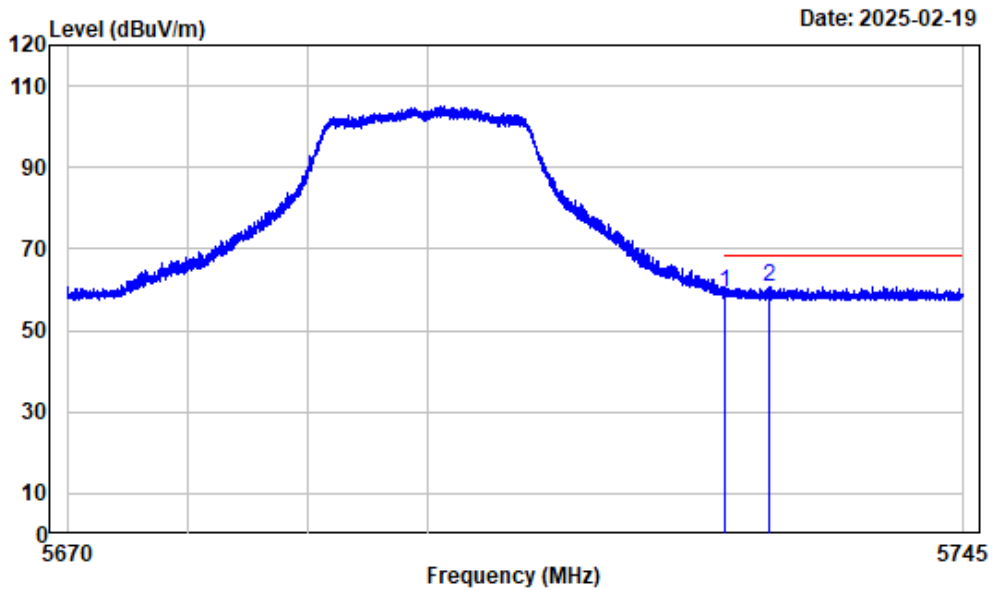


Date: 2025-02-19

Condition : Horizontal
 Project No. : 2401Z46778E-RF
 Tester : Zenos Qiao
 Spectrum setting: Peak reading:RBW:1MHz VBW:3MHz Detector:Peak
 Note : 5GWiFi-Band3-AC20-5700

	Freq	Factor	Read Level	Level	Limit Line	Over Limit	Remark
	MHz	dB/m	dBuV	dBuV/m	dBuV/m	dB	
1	5725.000	-5.48	64.38	58.90	68.20	-9.30	Peak
2	5731.414	-5.43	66.20	60.77	68.20	-7.43	Peak

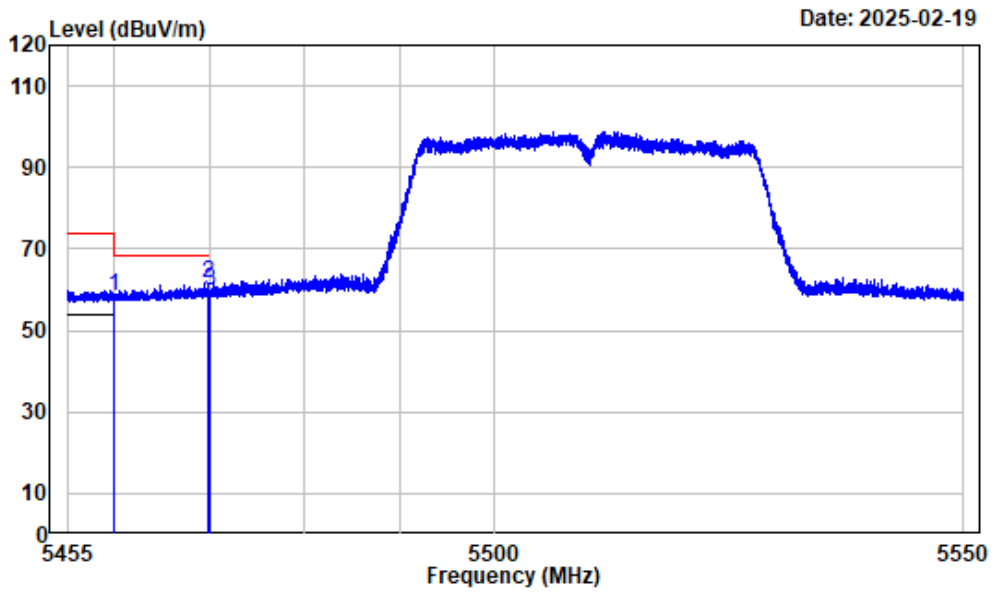
Right Band edge_Vertical_802.11ac-VHT20_5700MHz



Condition : Vertical
 Project No. : 2401Z46778E-RF
 Tester : Zenos Qiao
 Spectrum setting: Peak reading:RBW:1MHz VBW:3MHz Detector:Peak
 Note : 5GWiFi-Band3-AC20-5700

	Freq	Factor	Read Level	Level	Limit Line	Over Limit	Remark
	MHz	dB/m	dBuV	dBuV/m	dBuV/m	dB	
1	5725.000	-5.48	64.65	59.17	68.20	-9.03	Peak
2	5728.686	-5.44	66.05	60.61	68.20	-7.59	Peak

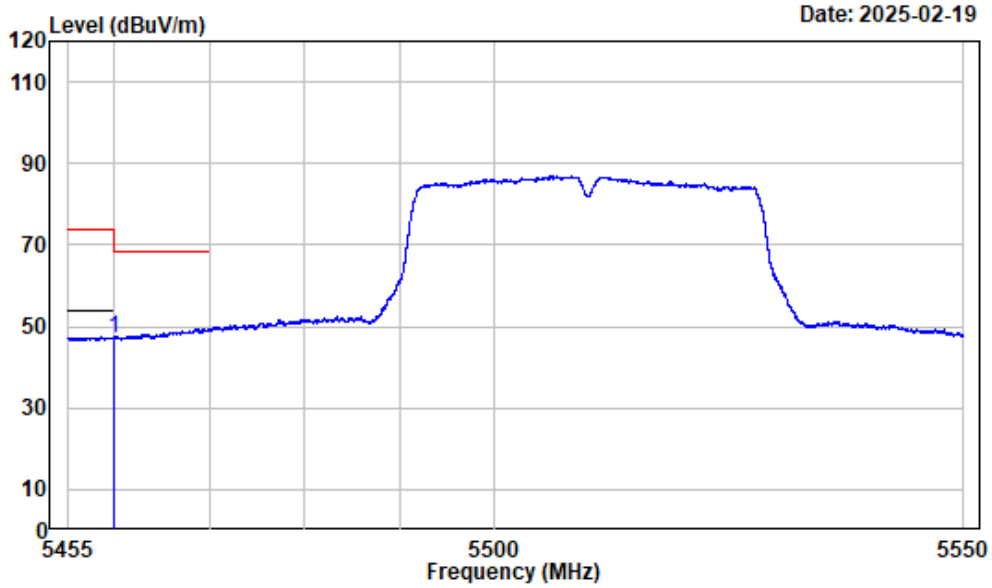
Left Band edge_Horizontal_Peak_802.11ac-VHT40_5510MHz



Condition : Horizontal
 Project No. : 2401Z46778E-RF
 Tester : Zenos Qiao
 Spectrum setting: Peak reading:RBW:1MHz VBW:3MHz Detector:Peak
 Note : 5GWiFi-Band3-AC40-5510

	Freq	Factor	Read Level	Level	Limit Line	Over Limit	Remark
	MHz	dB/m	dBuV	dBuV/m	dBuV/m	dB	
1	5460.000	-6.29	64.73	58.44	74.00	-15.56	Peak
2	5469.786	-6.26	67.68	61.42	68.20	-6.78	Peak
3	5470.000	-6.26	65.82	59.56	68.20	-8.64	Peak

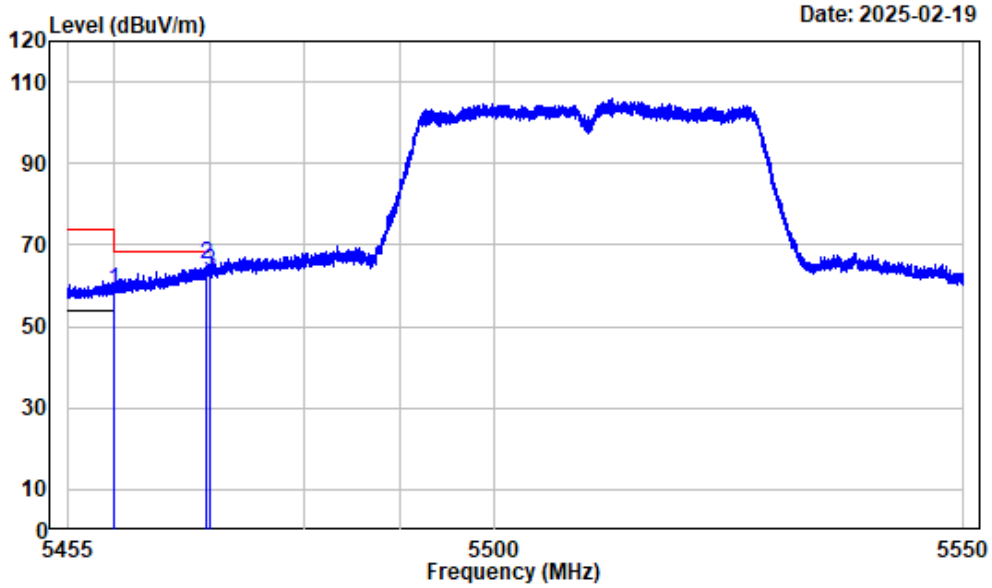
Left Band edge_Horizontal_Average_802.11ac-VHT40_5510MHz



Condition : Horizontal
 Project No. : 2401Z46778E-RF
 Tester : Zenos Qiao
 Spectrum setting: Average reading:RBW:1MHz VBW:2kHz Detector:Peak
 Note : 5GWiFi-Band3-AC40-5510

	Freq	Factor	Read		Limit	Over	Remark
			Level	Level			
	MHz	dB/m	dBuV	dBuV/m	dBuV/m	dB	
1	5460.000	-6.29	53.46	47.17	54.00	-6.83	Average

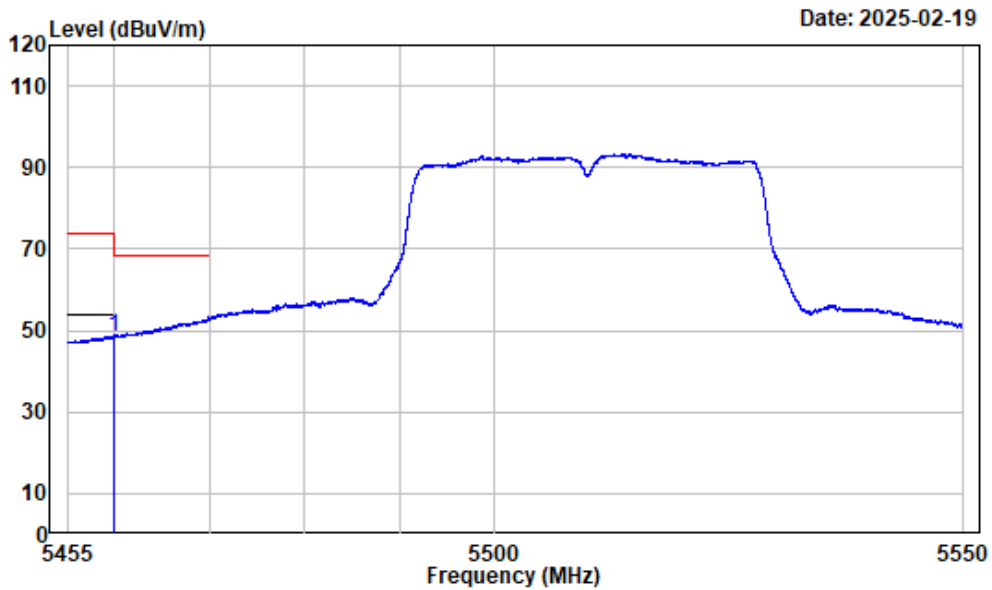
Left Band edge_Vertical_Peak_802.11ac-VHT40_5510MHz



Condition : Vertical
 Project No. : 2401Z46778E-RF
 Tester : Zenos Qiao
 Spectrum setting: Peak reading:RBW:1MHz VBW:3MHz Detector:Peak
 Note : 5GWiFi-Band3-AC40-5510

	Freq	Factor	Read Level	Level	Limit	Over	Remark
	MHz	dB/m	dBuV	dBuV/m	dBuV/m	dB	
1	5460.000	-6.29	65.27	58.98	74.00	-15.02	Peak
2	5469.703	-6.26	71.35	65.09	68.20	-3.11	Peak
3	5470.000	-6.26	69.78	63.52	68.20	-4.68	Peak

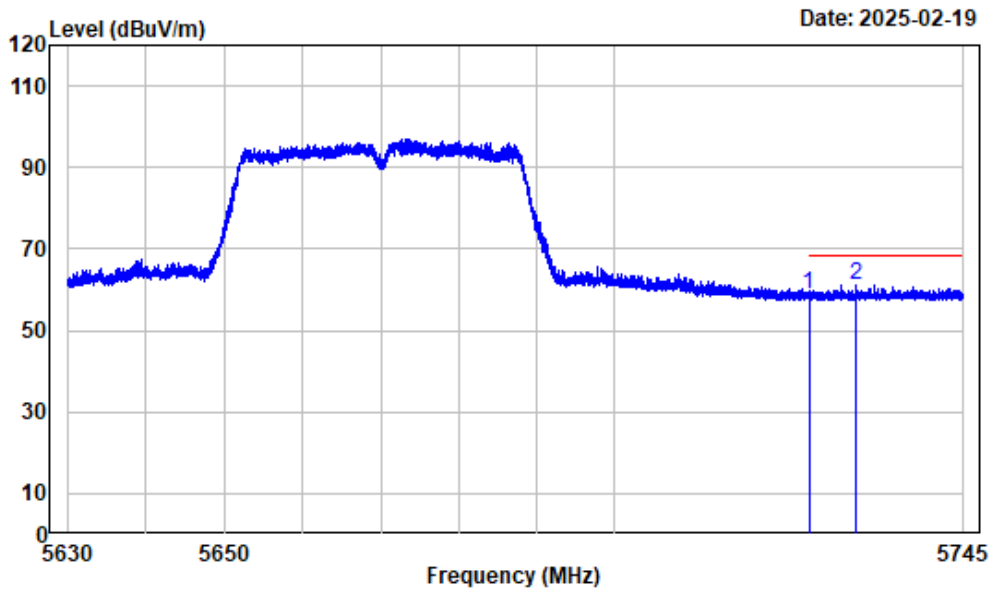
Left Band edge_Vertical_Average_802.11ac-VHT40_5510MHz



Condition : Vertical
 Project No. : 2401Z46778E-RF
 Tester : Zenos Qiao
 Spectrum setting: Average reading:RBW:1MHz VBW:2kHz Detector:Peak
 Note : 5GWiFi-Band3-AC40-5510

	Freq	Factor	Read		Limit	Over	Remark
			Level	Level			
	MHz	dB/m	dBuV	dBuV/m	dBuV/m	dB	
1	5460.000	-6.29	54.69	48.40	54.00	-5.60	Average

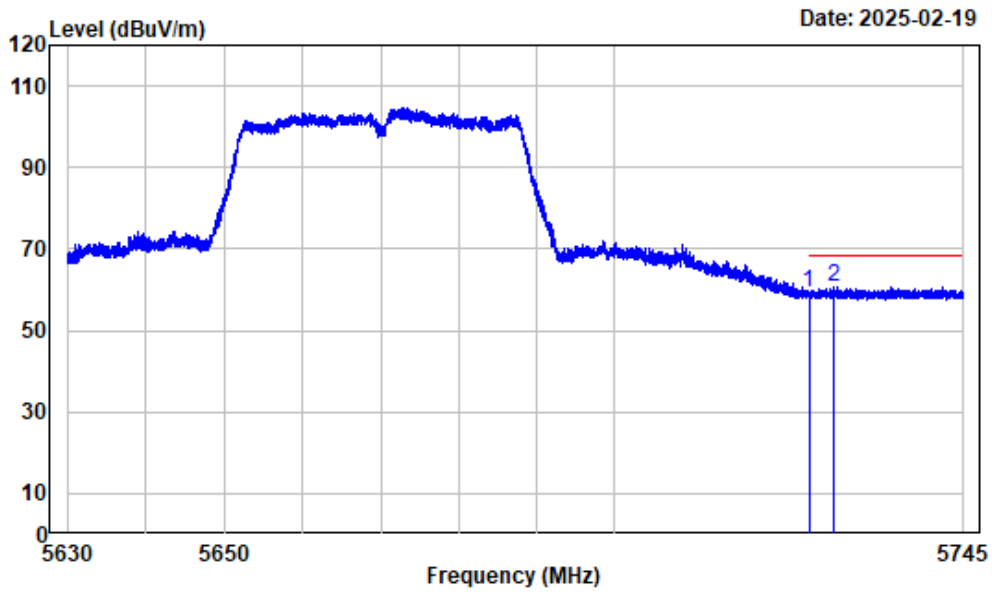
Right Band edge_Horizontal_802.11ac-VHT40_5670MHz



Condition : Horizontal
 Project No. : 2401Z46778E-RF
 Tester : Zenos Qiao
 Spectrum setting: Peak reading:RBW:1MHz VBW:3MHz Detector:Peak
 Note : 5GWiFi-Band3-AC40-5670

	Freq	Factor	Read		Limit	Over	Remark
			Level	Level			
	MHz	dB/m	dBuV	dBuV/m	dBuV/m	dB	
1	5725.000	-5.48	64.19	58.71	68.20	-9.49	Peak
2	5731.098	-5.43	66.62	61.19	68.20	-7.01	Peak

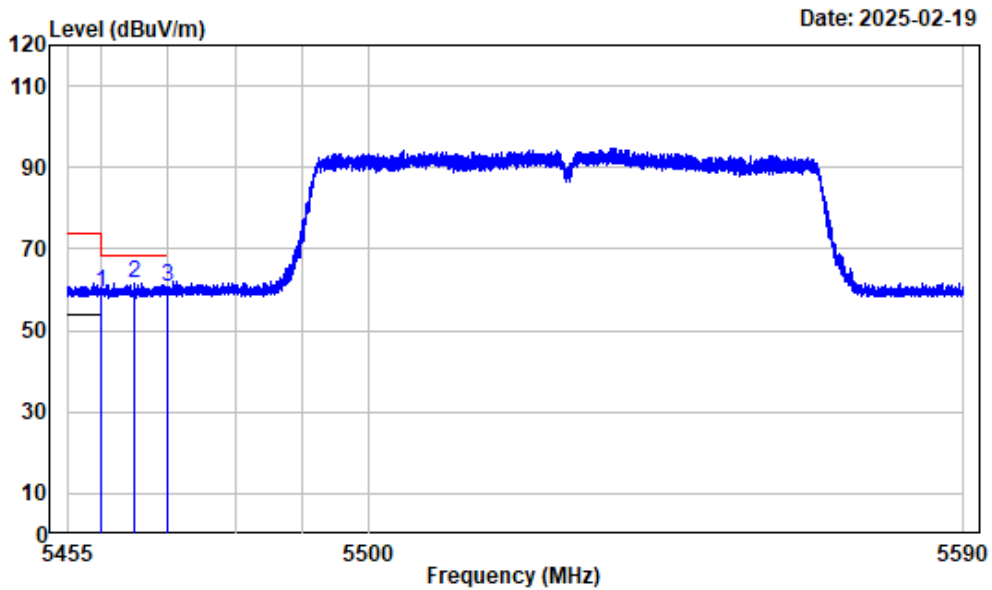
Right Band edge_Vertical_802.11ac-VHT40_5670MHz



Condition : Vertical
 Project No. : 2401Z46778E-RF
 Tester : Zenos Qiao
 Spectrum setting: Peak reading:RBW:1MHz VBW:3MHz Detector:Peak
 Note : 5GWiFi-Band3-AC40-5670

	Freq	Factor	Read		Limit	Over	Remark
			Level	Level			
	MHz	dB/m	dBuV	dBuV/m	dBuV/m	dB	
1	5725.000	-5.48	64.89	59.41	68.20	-8.79	Peak
2	5728.222	-5.46	66.34	60.88	68.20	-7.32	Peak

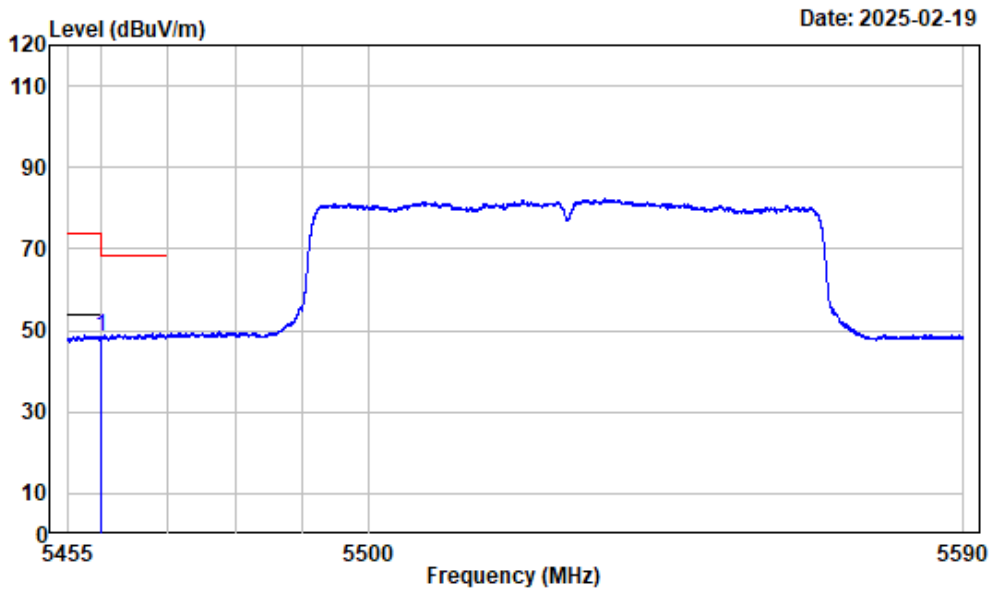
Left Band edge_Horizontal_Peak_802.11ac-VHT80_5530MHz



Condition : Horizontal
 Project No. : 2401Z46778E-RF
 Tester : Zenos Qiao
 Spectrum setting: Peak reading:RBW:1MHz VBW:3MHz Detector:Peak
 Note : 5GWiFi-Band3-AC80-5530

	Freq	Factor	Read Level	Limit Level	Over Limit	Remark
	MHz	dB/m	dBuV	dBuV/m	dBuV/m	dB
1	5460.000	-6.29	65.70	59.41	74.00	-14.59 Peak
2	5464.873	-6.28	67.88	61.60	68.20	-6.60 Peak
3	5470.000	-6.26	66.84	60.58	68.20	-7.62 Peak

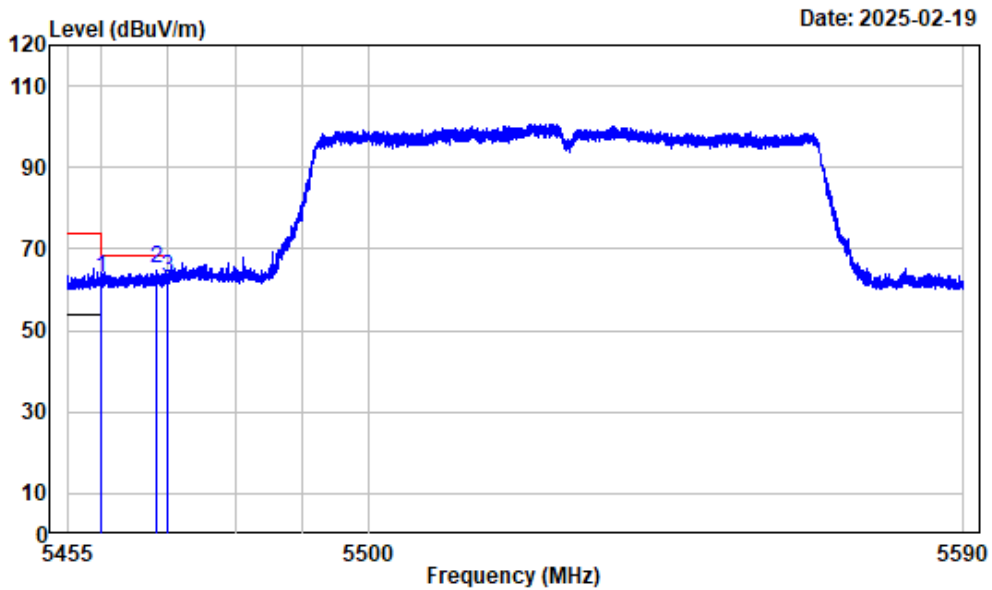
Left Band edge_Horizontal_Average_802.11ac-VHT80_5530MHz



Condition : Horizontal
 Project No. : 2401Z46778E-RF
 Tester : Zenos Qiao
 Spectrum setting: Average reading:RBW:1MHz VBW:3kHz Detector:Peak
 Note : 5GWiFi-Band3-AC80-5530

Freq	Factor	Read		Limit	Over	Remark
		Level	Level	Line	Limit	
MHz	dB/m	dBuV	dBuV/m	dBuV/m	dB	
1 5460.000	-6.29	54.77	48.48	54.00	-5.52	Average

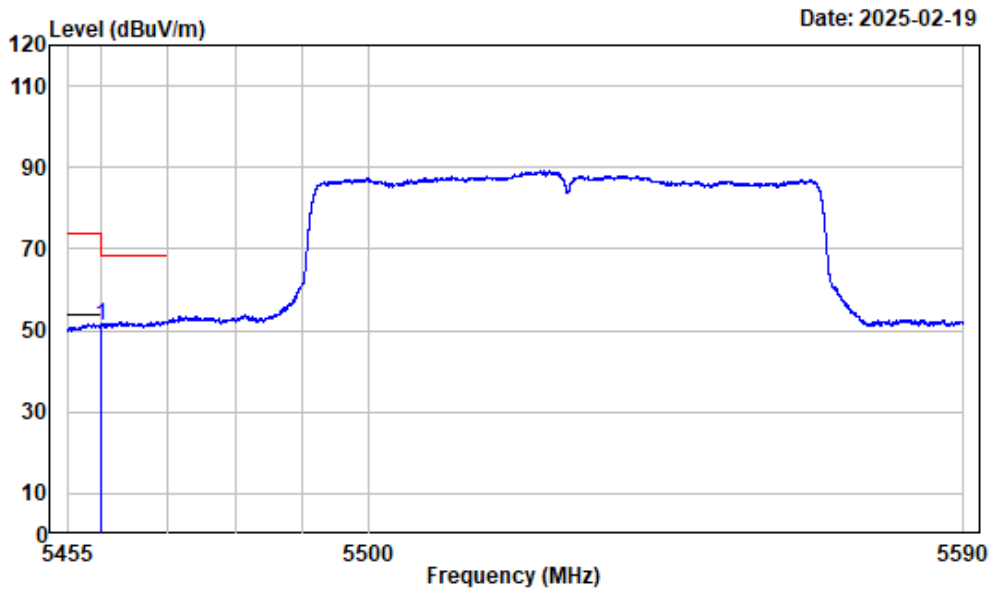
Left Band edge_Vertical_Peak_802.11ac-VHT80_5530MHz



Condition : Vertical
 Project No. : 2401Z46778E-RF
 Tester : Zenos Qiao
 Spectrum setting: Peak reading:RBW:1MHz VBW:3MHz Detector:Peak
 Note : 5GWiFi-Band3-AC80-5530

	Freq	Factor	Read Level	Limit Level	Over Limit	Remark
	MHz	dB/m	dBuV	dBuV/m	dBuV/m	dB
1	5460.000	-6.29	69.20	62.91	74.00	-11.09 Peak
2	5468.231	-6.26	71.38	65.12	68.20	-3.08 Peak
3	5470.000	-6.26	69.04	62.78	68.20	-5.42 Peak

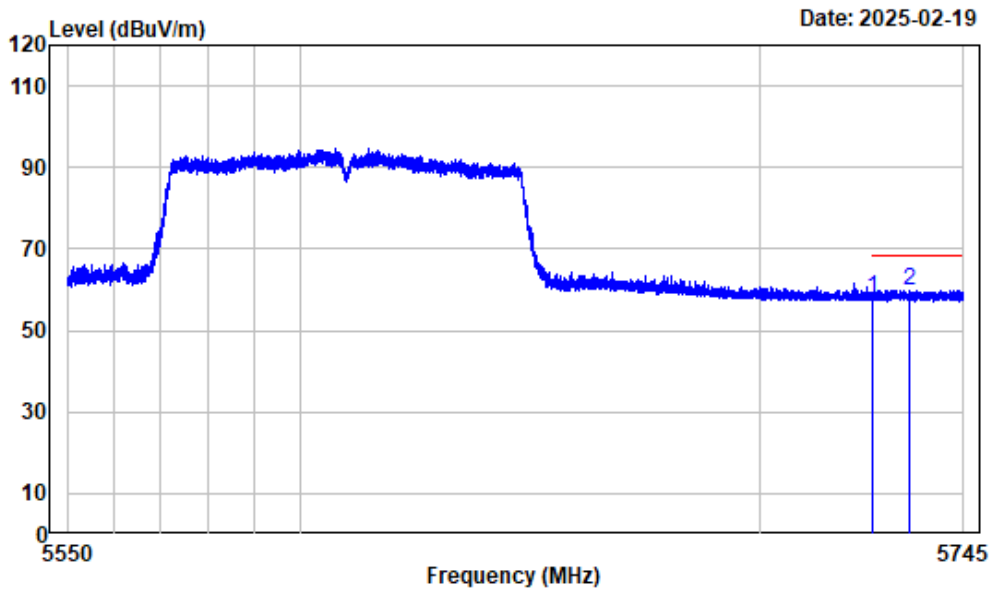
Left Band edge_Vertical_Average_802.11ac-VHT80_5530MHz



Condition : Vertical
 Project No. : 2401Z46778E-RF
 Tester : Zenos Qiao
 Spectrum setting: Average reading:RBW:1MHz VBW:3kHz Detector:Peak
 Note : 5GWiFi-Band3-AC80-5530

	Freq	Factor	Read		Limit	Over	Remark
			Level	Level	Line	Limit	
	MHz	dB/m	dBuV	dBuV/m	dBuV/m	dB	
1	5459.996	-6.29	57.26	50.97	54.00	-3.03	Average

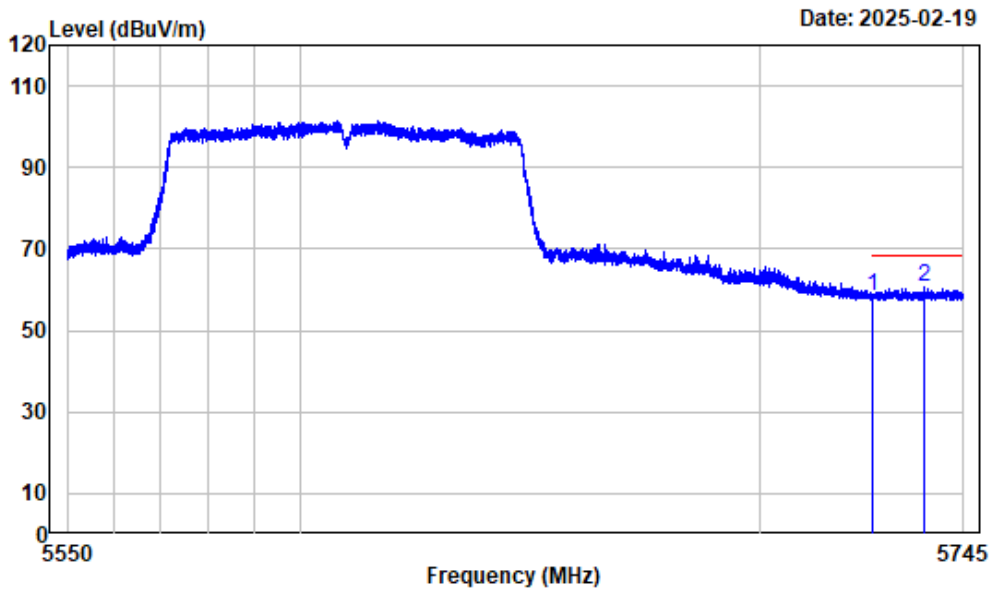
Right Band edge_Horizontal_802.11ac-VHT80_5610MHz



Condition : Horizontal
 Project No. : 2401Z46778E-RF
 Tester : Zenos Qiao
 Spectrum setting: Peak reading:RBW:1MHz VBW:3MHz Detector:Peak
 Note : 5GWiFi-Band3-AC80-5610

	Freq	Factor	Read Level	Level	Limit Line	Over Limit	Remark
	MHz	dB/m	dBuV	dBuV/m	dBuV/m	dB	
1	5725.000	-5.48	63.46	57.98	68.20	-10.22	Peak
2	5732.957	-5.41	65.41	60.00	68.20	-8.20	Peak

Right Band edge_Vertical_802.11ac-VHT80_5610MHz

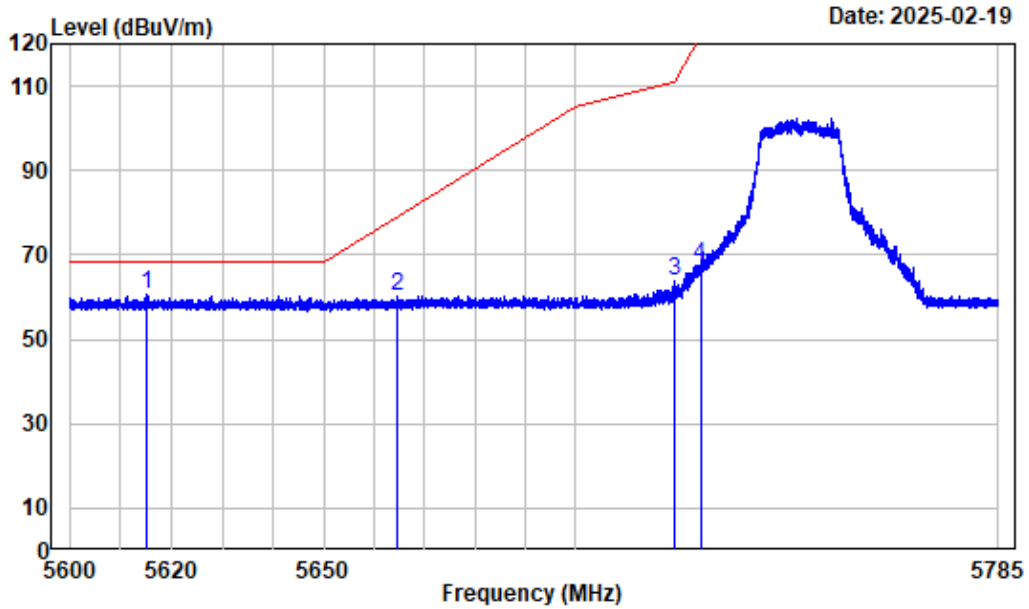


Condition : Vertical
 Project No. : 2401Z46778E-RF
 Tester : Zenos Qiao
 Spectrum setting: Peak reading:RBW:1MHz VBW:3MHz Detector:Peak
 Note : 5GWiFi-Band3-AC80-5610

	Freq	Factor	Read Level	Level	Limit	Over	Remark
	MHz	dB/m	dBuV	dBuV/m	dBuV/m	dB	
1	5725.000	-5.48	63.71	58.23	68.20	-9.97	Peak
2	5736.151	-5.38	65.89	60.51	68.20	-7.69	Peak

5725-5850MHz:

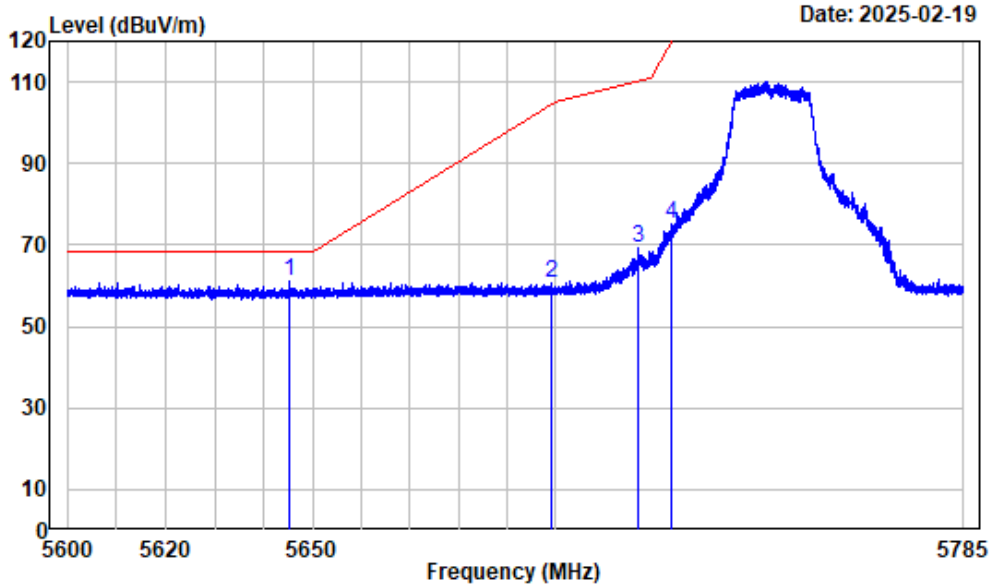
Left Band edge_Horizontal_802.11a_5745MHz



Condition : Horizontal
 Project No. : 2401Z46778E-RF
 Tester : Zenos Qiao
 Spectrum setting: Peak reading:RBW:1MHz VBW:3MHz Detector:Peak
 Note : 5WiFi-Band4-A-5745

	Freq	Factor	Read Level	Level	Limit Line	Over Limit	Remark
	MHz	dB/m	dBuV	dBuV/m	dBuV/m	dB	
1	5615.056	-6.11	66.79	60.68	68.20	-7.52	Peak
2	5664.527	-5.81	66.16	60.35	78.98	-18.63	Peak
3	5719.756	-5.54	69.37	63.83	110.73	-46.90	Peak
4	5724.996	-5.48	73.11	67.63	120.20	-52.57	Peak

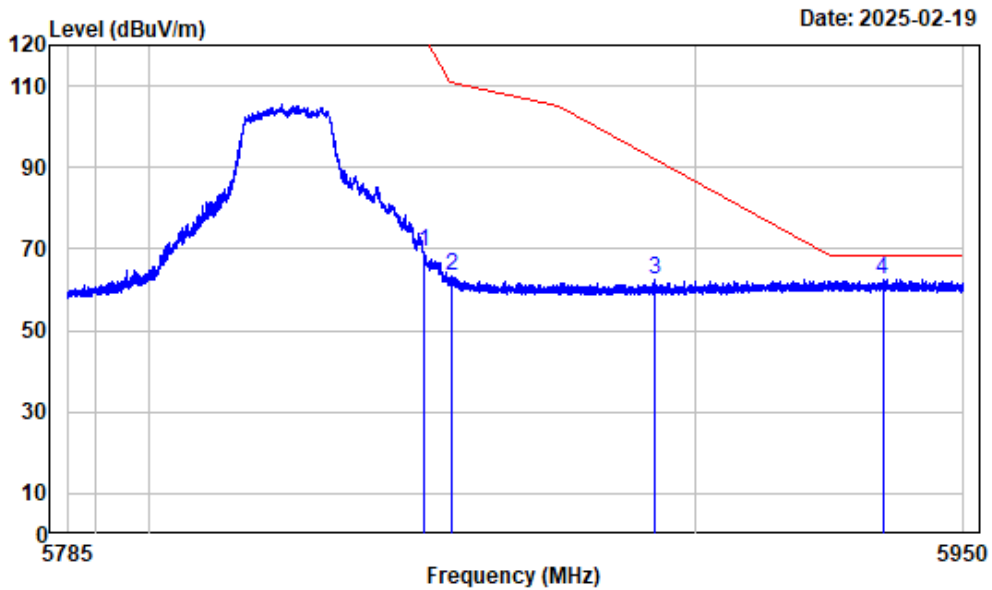
Left Band edge_Verical_802.11a_5745MHz



Condition : Vertical
 Project No. : 2401Z46778E-RF
 Tester : Zenos Qiao
 Spectrum setting: Peak reading:RBW:1MHz VBW:3MHz Detector:Peak
 Note : 5GWiFi-Band4-A-5745

	Freq	Factor	Read Level	Level	Limit	Over	Remark
	MHz	dB/m	dBuV	dBuV/m	dBuV/m	dB	
1	5645.284	-5.90	66.85	60.95	68.20	-7.25	Peak
2	5699.242	-5.72	66.57	60.85	104.64	-43.79	Peak
3	5717.166	-5.56	74.65	69.09	110.01	-40.92	Peak
4	5724.174	-5.49	80.72	75.23	120.32	-45.09	Peak

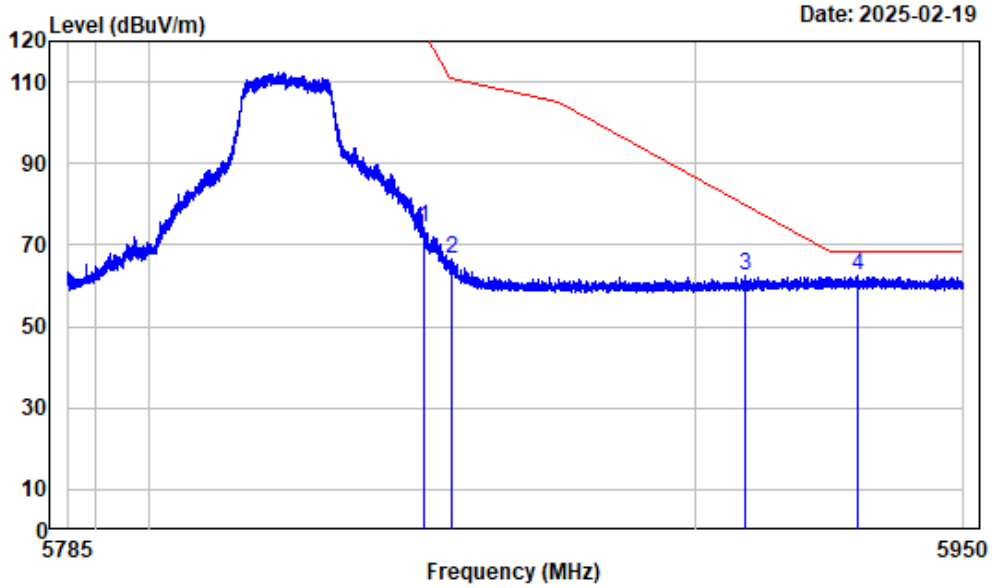
Right Band edge_Horizontal_802.11a_5825MHz



Condition : Horizontal
 Project No. : 2401Z46778E-RF
 Tester : Zenos Qiao
 Spectrum setting: Peak reading:RBW:1MHz VBW:3MHz Detector:Peak
 Note : 5GWiFi-Band4-A-5825

	Freq	Factor	Read Level	Level	Limit Line	Over Limit	Remark
	MHz	dB/m	dBuV	dBuV/m	dBuV/m	dB	
1	5850.039	-4.68	73.92	69.24	122.11	-52.87	Peak
2	5855.113	-4.66	67.94	63.28	110.77	-47.49	Peak
3	5892.800	-4.49	67.05	62.56	91.99	-29.43	Peak
4	5934.942	-4.45	67.09	62.64	68.20	-5.56	Peak

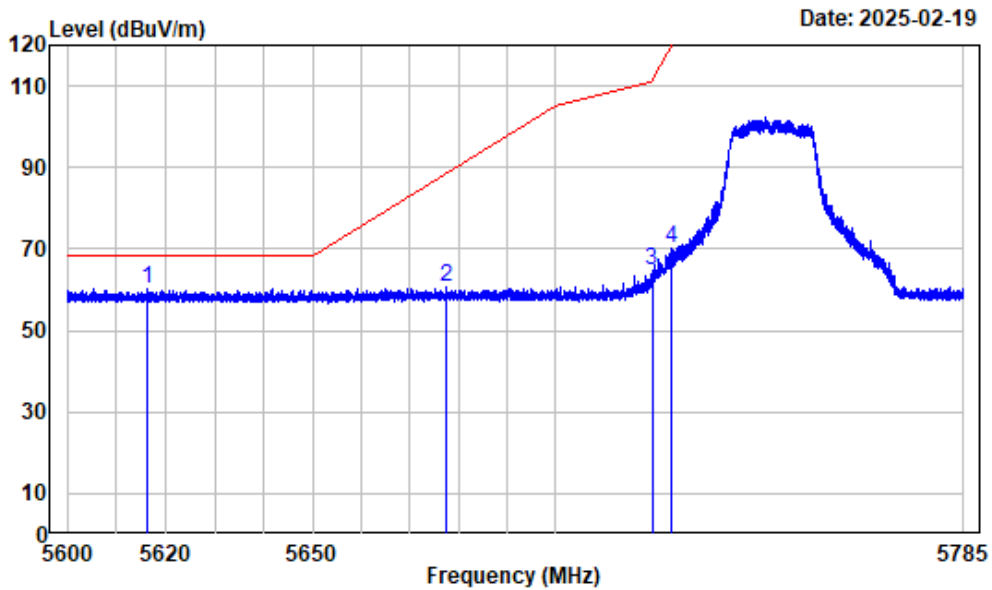
Right Band edge_Vertical_802.11a_5825MHz



Condition : Vertical
 Project No. : 2401Z46778E-RF
 Tester : Zenos Qiao
 Spectrum setting: Peak reading:RBW:1MHz VBW:3MHz Detector:Peak
 Note : 5GWiFi-Band4-A-5825

	Freq	Factor	Read Level	Level	Limit Line	Over Limit	Remark
	MHz	dB/m	dBuV	dBuV/m	dBuV/m	dB	
1	5850.101	-4.68	79.10	74.42	121.97	-47.55	Peak
2	5855.319	-4.66	71.37	66.71	110.71	-44.00	Peak
3	5909.529	-4.45	66.80	62.35	79.62	-17.27	Peak
4	5930.280	-4.45	66.91	62.46	68.20	-5.74	Peak

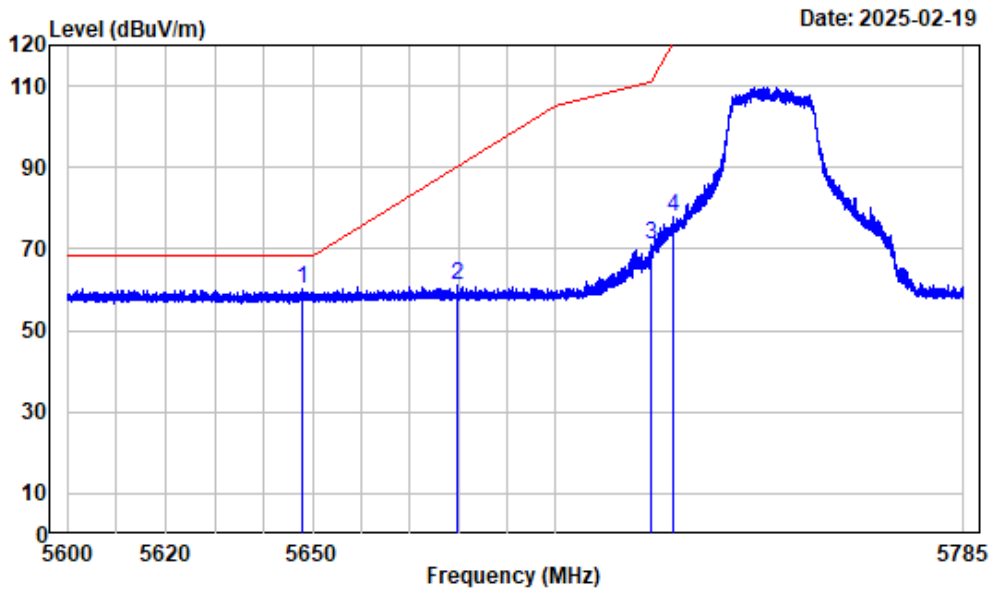
Left Band edge_Horizontal_802.11ac-VHT20_5745MHz



Condition : Horizontal
 Project No. : 2401Z46778E-RF
 Tester : Zenos Qiao
 Spectrum setting: Peak reading:RBW:1MHz VBW:3MHz Detector:Peak
 Note : 5GWiFi-Band4-AC20-5745

	Freq	Factor	Read Level	Limit Level	Limit Line	Over Limit	Remark
	MHz	dB/m	dBuV	dBuV/m	dBuV/m	dB	
1	5616.352	-6.10	66.43	60.33	68.20	-7.87	Peak
2	5677.363	-5.79	66.34	60.55	88.49	-27.94	Peak
3	5720.011	-5.53	70.19	64.66	110.82	-46.16	Peak
4	5724.150	-5.49	75.58	70.09	120.26	-50.17	Peak

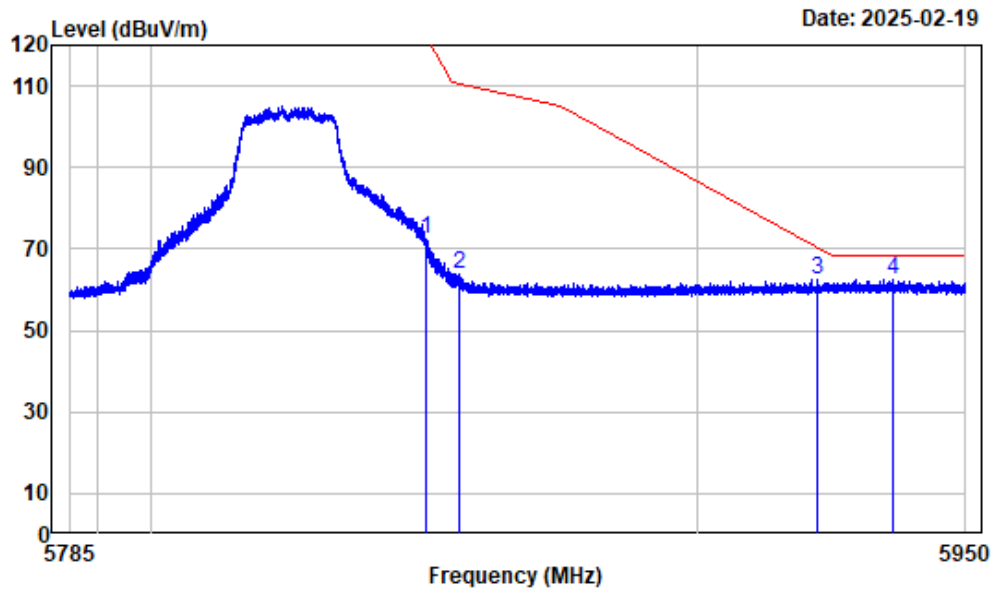
Left Band edge_Vertical_802.11ac-VHT20_5745MHz



Condition : Vertical
 Project No. : 2401Z46778E-RF
 Tester : Zenos Qiao
 Spectrum setting: Peak reading:RBW:1MHz VBW:3MHz Detector:Peak
 Note : 5GWiFi-Band4-AC20-5745

	Freq	Factor	Read Level	Level	Limit Line	Over Limit	Remark
	MHz	dB/m	dBuV	dBuV/m	dBuV/m	dB	
1	5648.014	-5.89	66.02	60.13	68.20	-8.07	Peak
2	5679.884	-5.77	66.75	60.98	90.35	-29.37	Peak
3	5719.987	-5.53	76.58	71.05	110.80	-39.75	Peak
4	5724.521	-5.49	83.27	77.78	121.11	-43.33	Peak

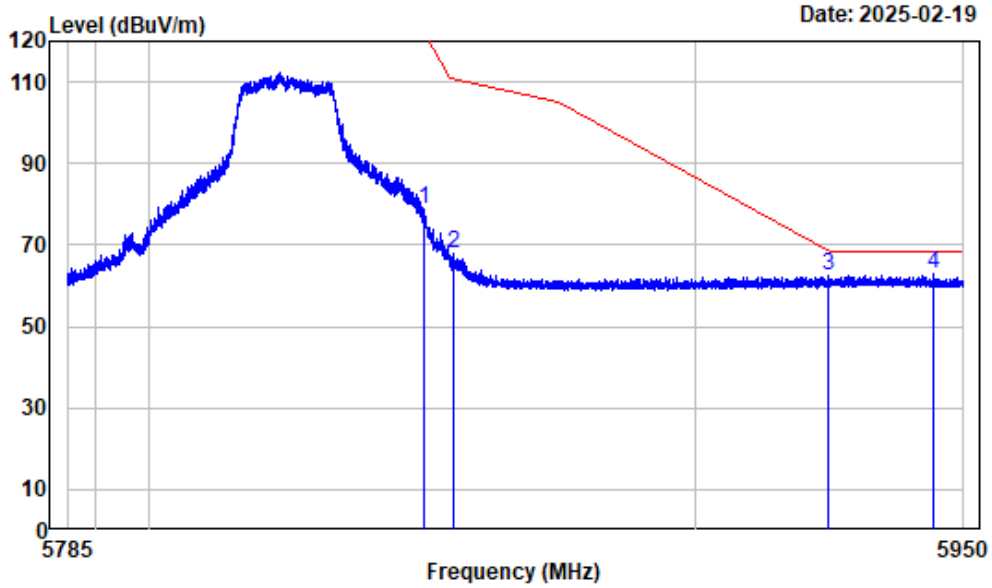
Right Band edge_Horizontal_802.11ac-VHT20_5825MHz



Condition : Horizontal
 Project No. : 2401Z46778E-RF
 Tester : Zenos Qiao
 Spectrum setting: Peak reading:RBW:1MHz VBW:3MHz Detector:Peak
 Note : 5GWiFi-Band4-AC20-5825

	Freq	Factor	Read Level	Level	Limit Line	Over Limit	Remark
	MHz	dB/m	dBuV	dBuV/m	dBuV/m	dB	
1	5850.163	-4.68	77.16	72.48	121.83	-49.35	Peak
2	5856.351	-4.65	68.66	64.01	110.42	-46.41	Peak
3	5922.462	-4.45	66.97	62.52	70.07	-7.55	Peak
4	5936.386	-4.45	66.88	62.43	68.20	-5.77	Peak

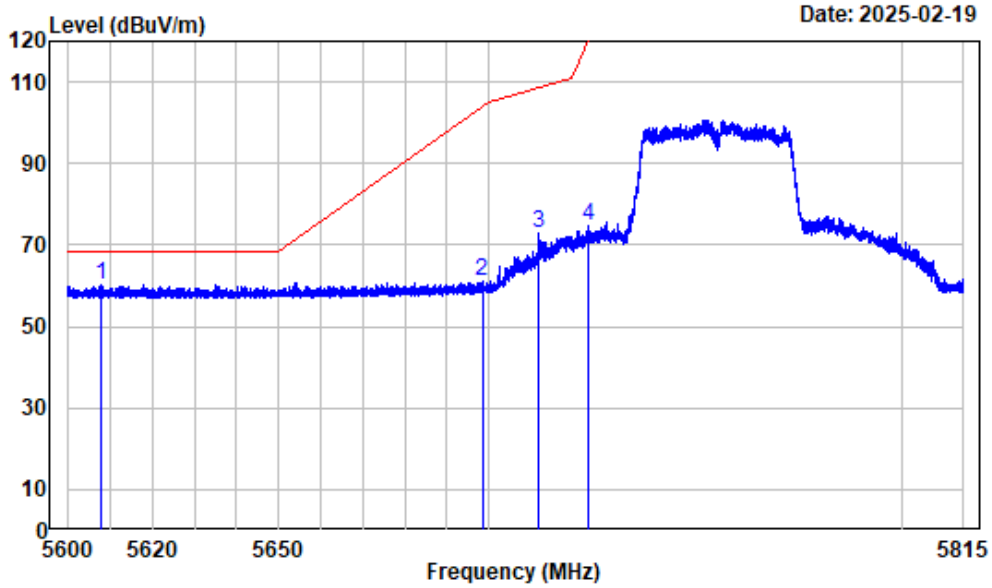
Right Band edge_Vertical_802.11ac-VHT20_5825MHz



Condition : Vertical
 Project No. : 2401Z46778E-RF
 Tester : Zenos Qiao
 Spectrum setting: Peak reading:RBW:1MHz VBW:3MHz Detector:Peak
 Note : 5GWiFi-Band4-AC20-5825

	Freq	Factor	Read Level	Level	Limit Line	Over Limit	Remark
	MHz	dB/m	dBuV	dBuV/m	dBuV/m	dB	
1	5850.245	-4.68	83.38	78.70	121.64	-42.94	Peak
2	5855.505	-4.66	72.38	67.72	110.66	-42.94	Peak
3	5924.772	-4.45	66.77	62.32	68.37	-6.05	Peak
4	5944.472	-4.45	67.27	62.82	68.20	-5.38	Peak

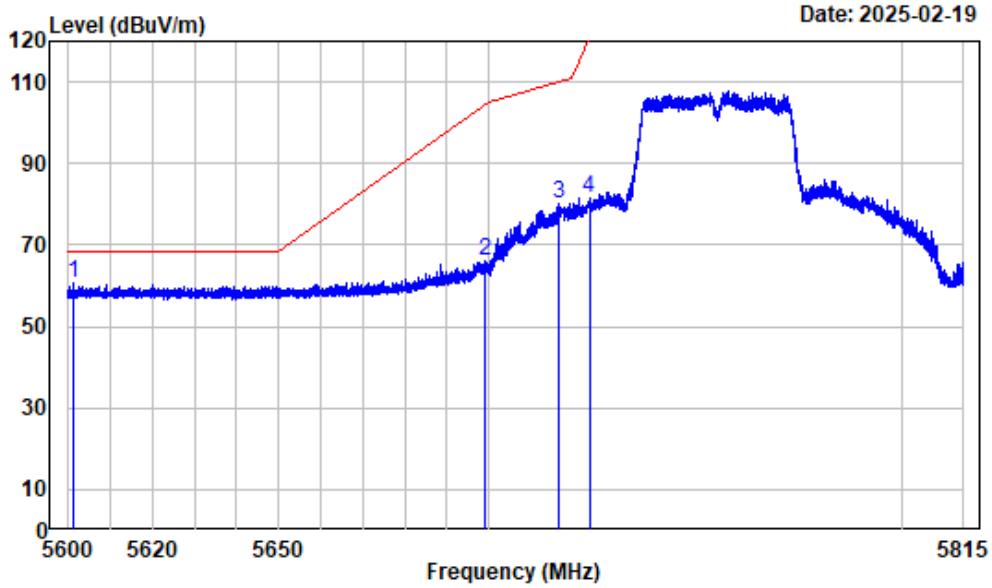
Left Band edge_Horizontal_802.11ac-VHT40_5755MHz



Condition : Horizontal
 Project No. : 2401Z46778E-RF
 Tester : Zenos Qiao
 Spectrum setting: Peak reading:RBW:1MHz VBW:3MHz Detector:Peak
 Note : 5GWiFi-Band4-AC40-5755

	Freq	Factor	Read Level	Limit Level	Limit Line	Over Limit	Remark
	MHz	dB/m	dBuV	dBuV/m	dBuV/m	dB	
1	5608.063	-6.16	66.46	60.30	68.20	-7.90	Peak
2	5698.536	-5.73	66.86	61.13	104.12	-42.99	Peak
3	5712.002	-5.61	78.42	72.81	108.56	-35.75	Peak
4	5724.151	-5.49	80.16	74.67	120.27	-45.60	Peak

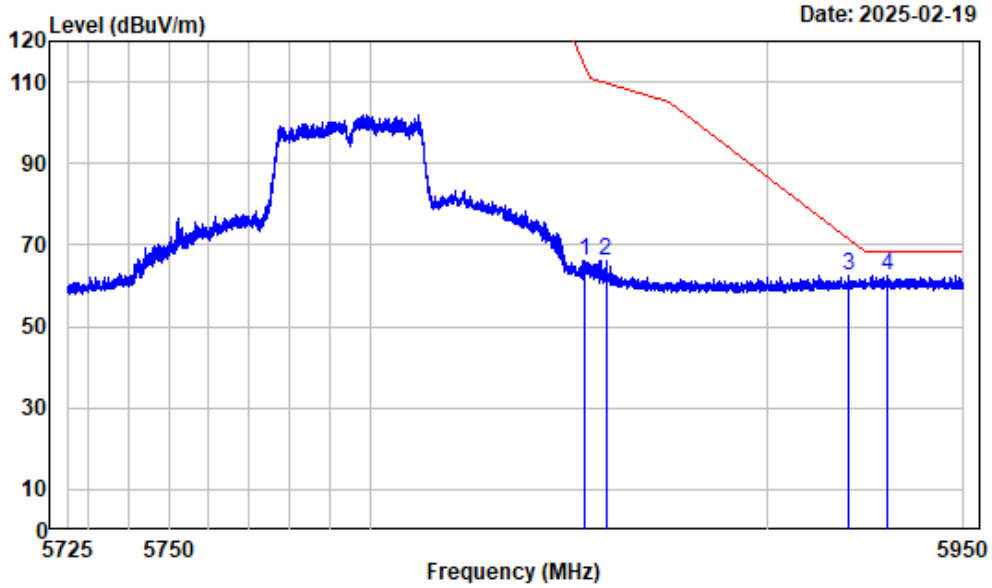
Left Band edge_Vertical_802.11ac-VHT40_5755MHz



Condition : Vertical
 Project No. : 2401Z46778E-RF
 Tester : Zenos Qiao
 Spectrum setting: Peak reading:RBW:1MHz VBW:3MHz Detector:Peak
 Note : 5GWiFi-Band4-AC40-5755

	Freq	Factor	Read Level	Limit Level	Over Limit	Remark
	MHz	dB/m	dBuV	dBuV/m	dBuV/m	dB
1	5601.236	-6.20	66.66	60.46	68.20	-7.74 Peak
2	5699.101	-5.72	72.05	66.33	104.54	-38.21 Peak
3	5716.867	-5.56	85.73	80.17	109.92	-29.75 Peak
4	5724.232	-5.49	87.08	81.59	120.45	-38.86 Peak

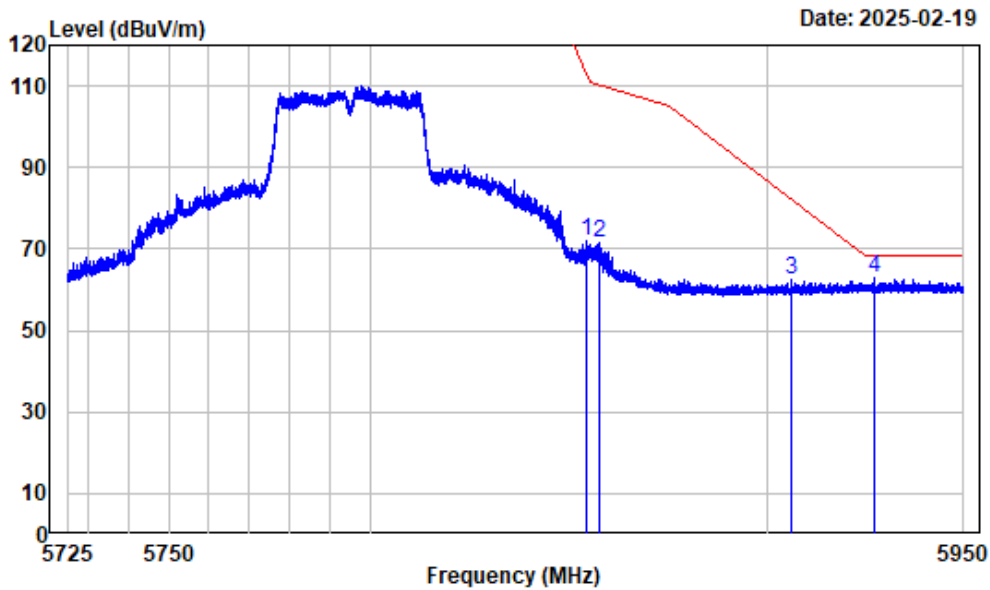
Right Band edge_Horizontal_802.11ac-VHT40_5795MHz



Condition : Horizontal
 Project No. : 2401Z46778E-RF
 Tester : Zenos Qiao
 Spectrum setting: Peak reading:RBW:1MHz VBW:3MHz Detector:Peak
 Note : 5GWiFi-Band4-AC40-5795

	Freq	Factor	Read Level	Level	Limit Line	Over Limit	Remark
	MHz	dB/m	dBuV	dBuV/m	dBuV/m	dB	
1	5853.857	-4.65	70.91	66.26	113.41	-47.15	Peak
2	5859.173	-4.63	70.88	66.25	109.63	-43.38	Peak
3	5920.521	-4.45	67.13	62.68	71.50	-8.82	Peak
4	5930.422	-4.45	66.92	62.47	68.20	-5.73	Peak

Right Band edge_Vertical_802.11ac-VHT40_5795MHz

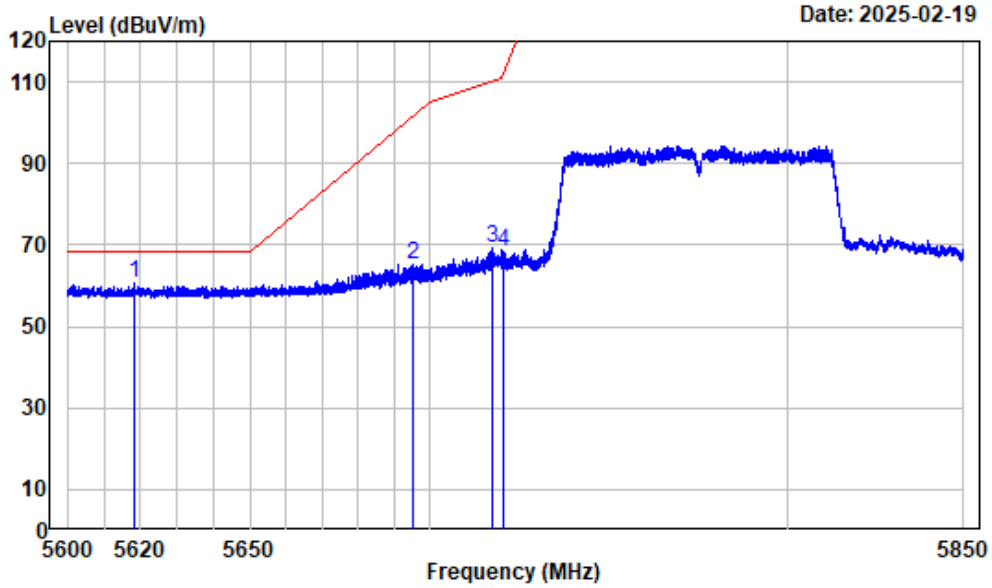


Date: 2025-02-19

Condition : Vertical
 Project No. : 2401Z46778E-RF
 Tester : Zenos Qiao
 Spectrum setting: Peak reading:RBW:1MHz VBW:3MHz Detector:Peak
 Note : 5GWiFi-Band4-AC40-5795

	Freq	Factor	Read Level	Level	Limit Line	Over Limit	Remark
	MHz	dB/m	dBuV	dBuV/m	dBuV/m	dB	
1	5854.279	-4.65	76.45	71.80	112.44	-40.64	Peak
2	5857.767	-4.65	76.23	71.58	110.02	-38.44	Peak
3	5906.176	-4.45	67.10	62.65	82.09	-19.44	Peak
4	5927.131	-4.45	67.29	62.84	68.20	-5.36	Peak

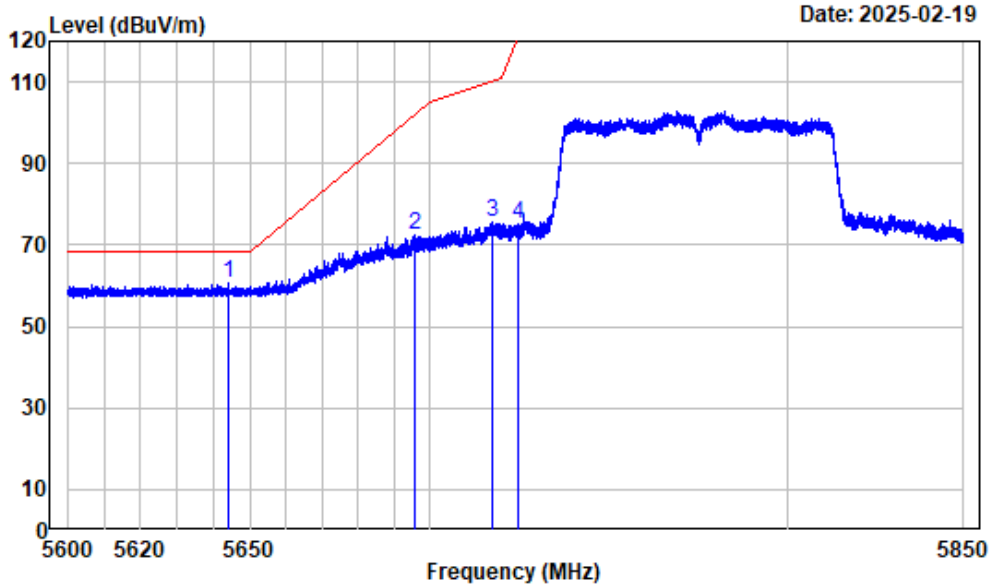
Left Band edge_Horizontal_802.11ac-VHT80_5775MHz



Condition : Horizontal
 Project No. : 2401Z46778E-RF
 Tester : Zenos Qiao
 Spectrum setting: Peak reading:RBW:1MHz VBW:3MHz Detector:Peak
 Note : 5GWiFi-Band4-AC80-5775

	Freq	Factor	Read Level	Limit Level	Limit Line	Over Limit	Remark
	MHz	dB/m	dBuV	dBuV/m	dBuV/m	dB	
1	5618.315	-6.08	66.74	60.66	68.20	-7.54	Peak
2	5695.355	-5.73	71.14	65.41	101.78	-36.37	Peak
3	5717.015	-5.56	74.71	69.15	109.97	-40.82	Peak
4	5720.421	-5.53	73.98	68.45	111.76	-43.31	Peak

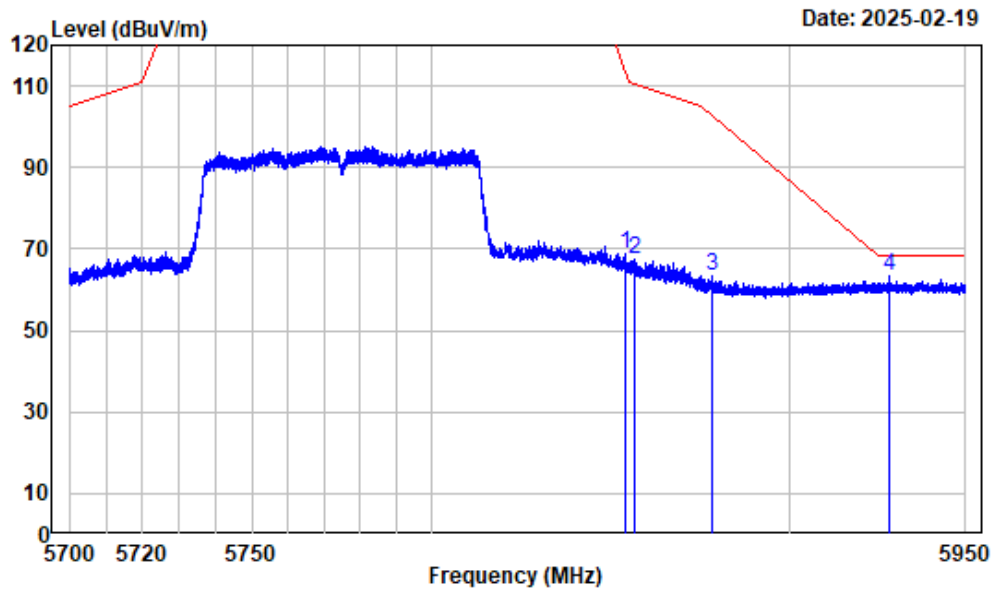
Left Band edge_Vertical_802.11ac-VHT80_5775MHz



Condition : Vertical
 Project No. : 2401Z46778E-RF
 Tester : Zenos Qiao
 Spectrum setting: Peak reading:RBW:1MHz VBW:3MHz Detector:Peak
 Note : 5GWiFi-Band4-AC80-5775

	Freq	Factor	Read Level	Limit Level	Limit Line	Over Limit	Remark
	MHz	dB/m	dBuV	dBuV/m	dBuV/m	dB	
1	5644.068	-5.91	66.74	60.83	68.20	-7.37	Peak
2	5695.480	-5.73	78.26	72.53	101.87	-29.34	Peak
3	5717.421	-5.56	81.38	75.82	110.08	-34.26	Peak
4	5724.547	-5.49	80.85	75.36	121.17	-45.81	Peak

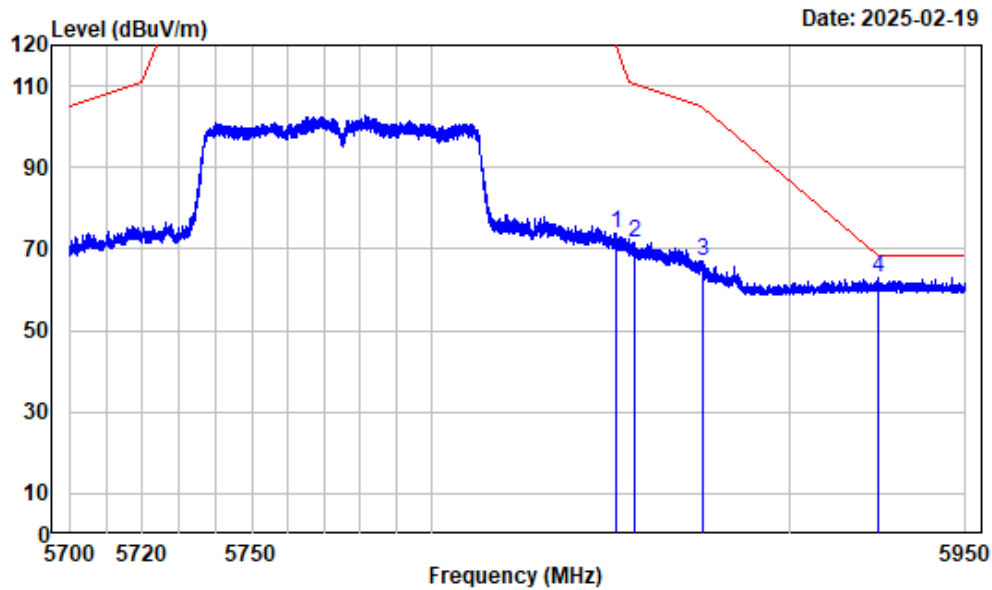
Right Band edge_Horizontal_802.11ac-VHT80_5775MHz



Condition : Horizontal
 Project No. : 2401Z46778E-RF
 Tester : Zenos Qiao
 Spectrum setting: Peak reading:RBW:1MHz VBW:3MHz Detector:Peak
 Note : 5GWiFi-Band4-AC80-5775

	Freq	Factor	Read Level	Level	Limit Line	Over Limit	Remark
	MHz	dB/m	dBuV	dBuV/m	dBuV/m	dB	
1	5853.988	-4.65	73.43	68.78	113.11	-44.33	Peak
2	5856.363	-4.65	71.91	67.26	110.42	-43.16	Peak
3	5878.335	-4.56	67.85	63.29	102.72	-39.43	Peak
4	5928.435	-4.45	67.64	63.19	68.20	-5.01	Peak

Right Band edge_Vertical_802.11ac-VHT80_5775MHz



Date: 2025-02-19

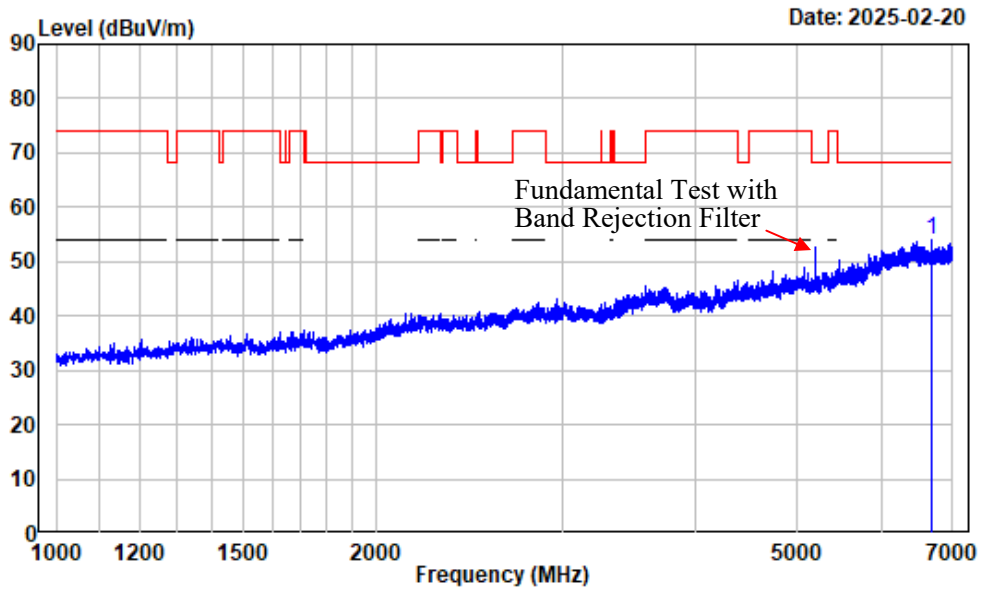
Condition : Vertical
 Project No. : 2401Z46778E-RF
 Tester : Zenos Qiao
 Spectrum setting: Peak reading:RBW:1MHz VBW:3MHz Detector:Peak
 Note : 5GWiFi-Band4-AC80-5775

	Freq	Factor	Read Level	Level	Limit	Over	Remark
	MHz	dB/m	dBuV	dBuV/m	dBuV/m	dB	
1	5851.300	-4.67	78.39	73.72	119.23	-45.51	Peak
2	5856.301	-4.65	76.34	71.69	110.44	-38.75	Peak
3	5875.741	-4.57	71.50	66.93	104.65	-37.72	Peak
4	5925.247	-4.45	67.54	63.09	68.20	-5.11	Peak

1-18GHz (Listed with the worst harmonic margin test plot)

5150-5250 MHz:

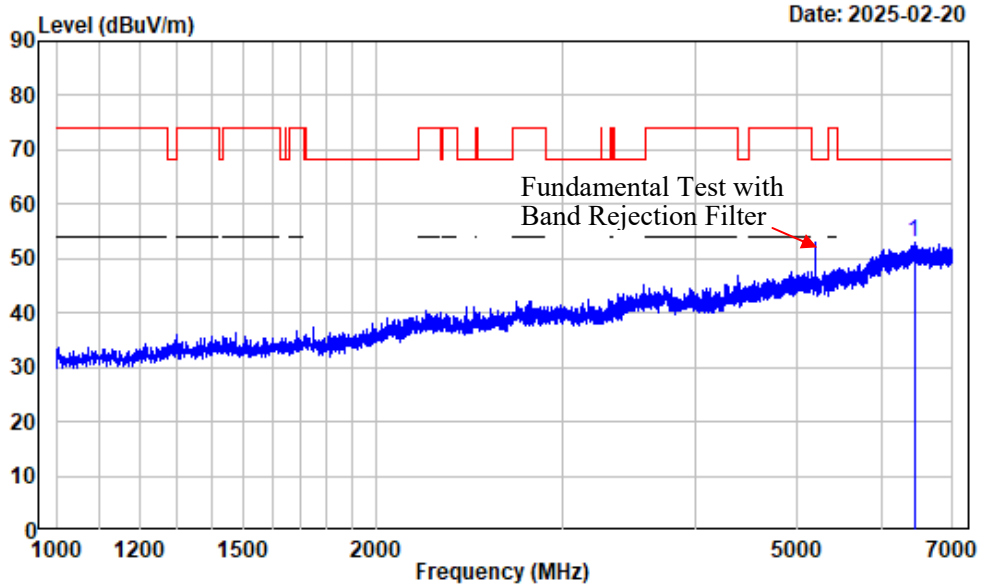
1-7GHz_Horizontal_802.11a_5200MHz



Condition : Horizontal
 Project No. : 2401Z46778E-RF
 Tester : Zenos Qiao
 Spectrum setting: Peak reading:RBW:1MHz VBW:3MHz Detector:Peak
 Note : 5GWiFi-Band1-A-5200

1	Freq Factor		Read Level		Limit	Over	Remark
	MHz	dB/m	dBuV	dBuV/m	dBuV/m	dB	
1	6688.711	-3.27	57.14	53.87	68.20	-14.33	Peak

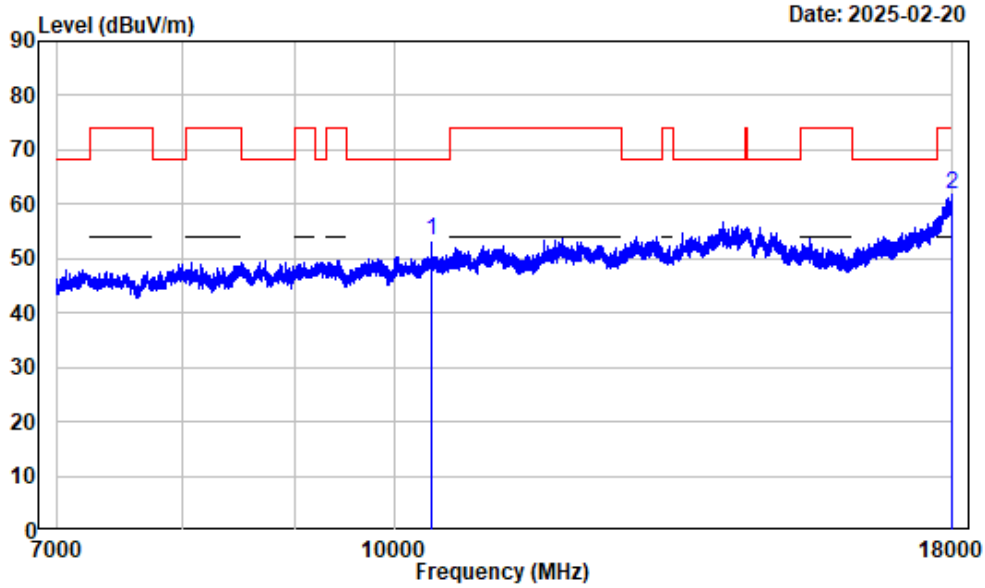
1-7GHz_Vertical_802.11a_5200MHz



Condition : Vertical
 Project No. : 2401Z46778E-RF
 Tester : Zenos Qiao
 Spectrum setting: Peak reading:RBW:1MHz VBW:3MHz Detector:Peak
 Note : 5GWiFi-Band1-A-5200

	Freq	Factor	Read		Limit	Over	Remark
			Level	Level			
	MHz	dB/m	dBuV	dBuV/m	dBuV/m	dB	
1	6441.180	-2.87	55.86	52.99	68.20	-15.21	Peak

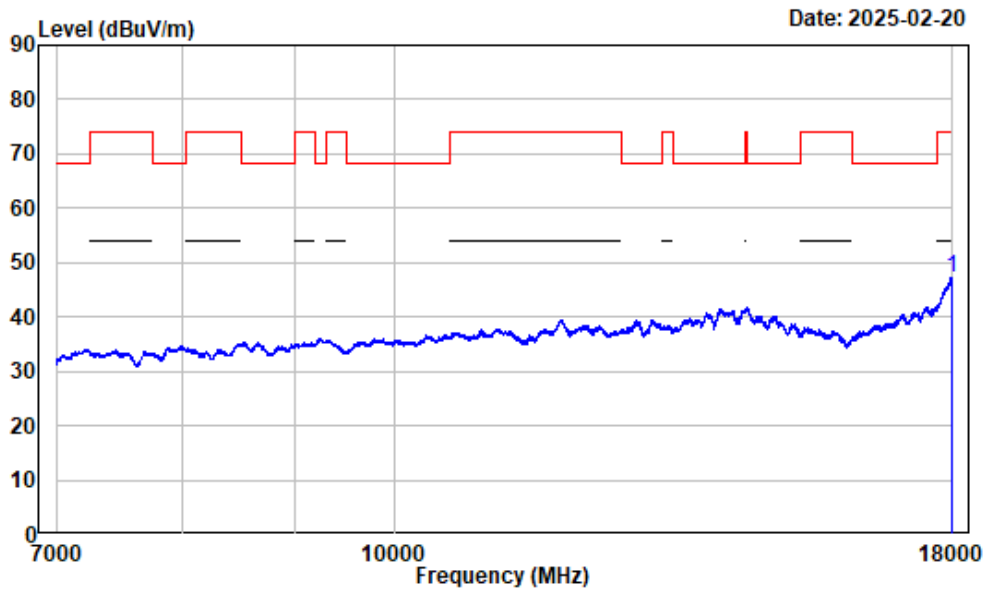
7-18GHz_Horizontal_Peak_802.11a_5200MHz



Condition : Horizontal
 Project No. : 2401Z46778E-RF
 Tester : Zenos Qiao
 Spectrum setting: Peak reading:RBW:1MHz VBW:3MHz Detector:Peak
 Note : 5GWiFi-Band1-A-5200

Peak	Freq	Factor	Read		Limit	Over	Remark
			Level	Level			
	MHz	dB/m	dBuV	dBuV/m	dBuV/m	dB	
1	10400.000	2.55	50.92	53.47	68.20	-14.73	Peak
2	17982.120	13.10	48.61	61.71	74.00	-12.29	Peak

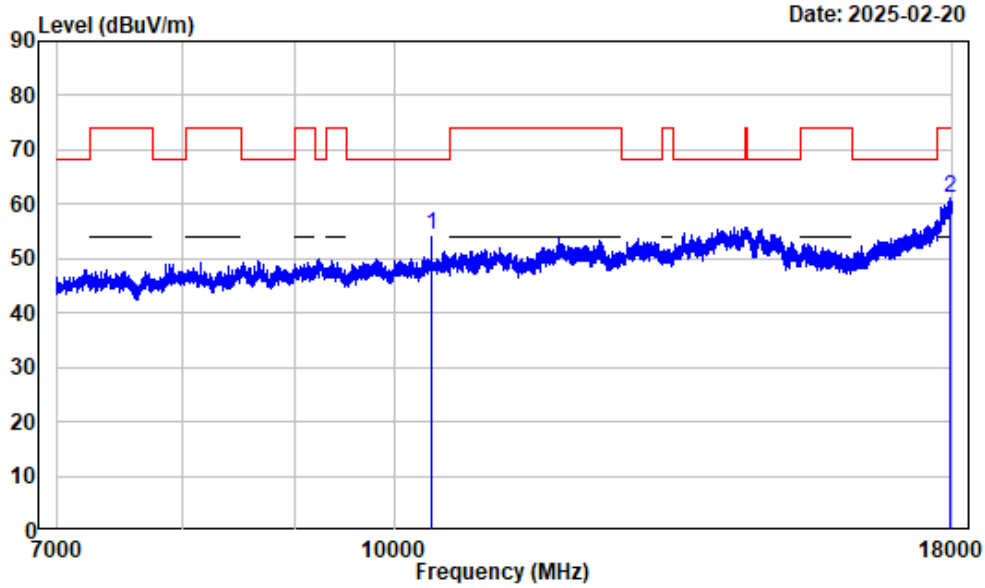
7-18GHz_Horizontal_Average_802.11a_5200MHz



Condition : Horizontal
 Project No. : 2401Z46778E-RF
 Tester : Zenos Qiao
 Spectrum setting: Average reading:RBW:1MHz VBW:1kHz Detector:Peak
 Note : 5WiFi-Band1-A-5200

Freq	Factor	Read		Limit	Over	Remark
		Level	Level	Line	Limit	
MHz	dB/m	dBuV	dBuV/m	dBuV/m	dB	
1 17994.500	13.17	33.93	47.10	54.00	-6.90	Average

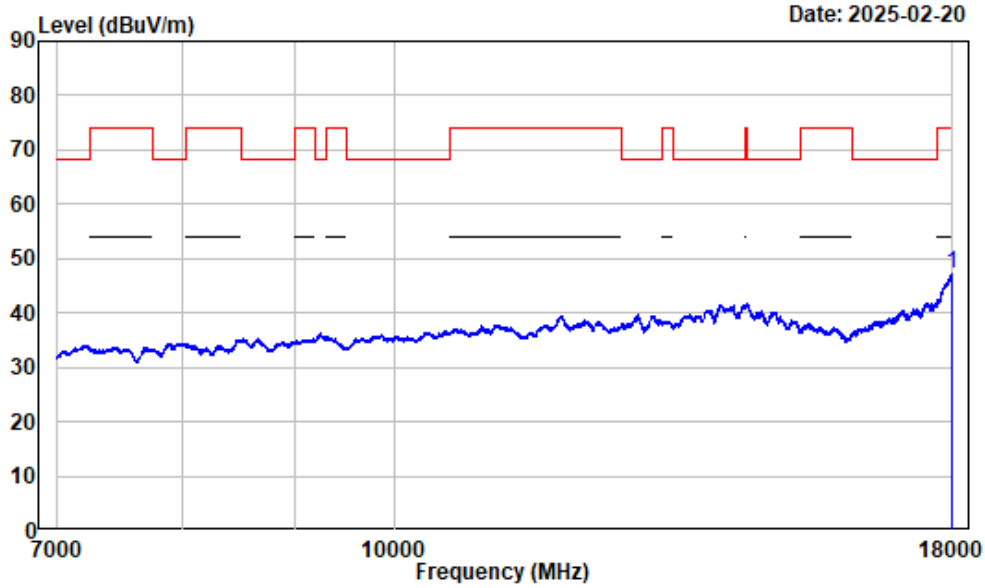
7-18GHz_Verical_Peak_802.11a_5200MHz



Condition : Vertical
 Project No. : 2401Z46778E-RF
 Tester : Zenos Qiao
 Spectrum setting: Peak reading:RBW:1MHz VBW:3MHz Detector:Peak
 Note : 5GWiFi-Band1-A-5200

Peak	Freq	Factor	Read		Limit	Over	Remark
			Level	Level			
	MHz	dB/m	dBuV	dBuV/m	dBuV/m	dB	
1	10400.000	2.55	51.96	54.51	68.20	-13.69	Peak
2	17968.370	13.05	47.98	61.03	74.00	-12.97	Peak

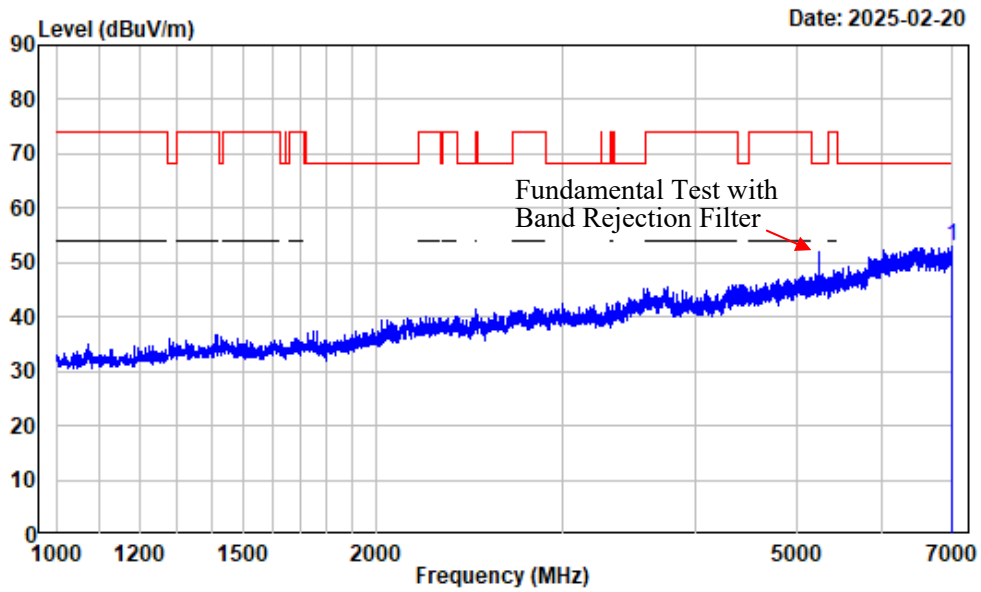
7-18GHz_Vertical_Average_802.11a_5200MHz



Condition : Vertical
 Project No. : 2401Z46778E-RF
 Tester : Zenos Qiao
 Spectrum setting: Average reading:RBW:1MHz VBW:1kHz Detector:Peak
 Note : 5GWiFi-Band1-A-5200

Freq	Factor	Read		Limit	Over	Remark
		Level	Level	Line	Limit	
MHz	dB/m	dBuV	dBuV/m	dBuV/m	dB	
1 17997.250	13.19	33.96	47.15	54.00	-6.85	Average

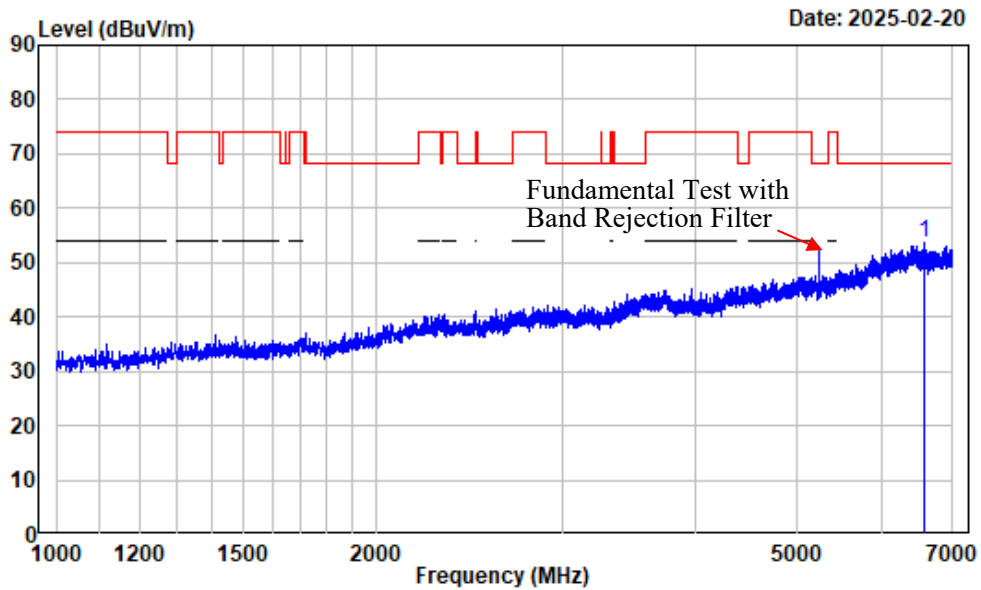
1-7GHz_Horizontal_802.11ac-VHT20_5240MHz



Condition : Horizontal
 Project No. : 2401Z46778E-RF
 Tester : Zenos Qiao
 Spectrum setting: Peak reading:RBW:1MHz VBW:3MHz Detector:Peak
 Note : 5GWiFi-Band1-AC20-5240

	Freq	Factor	Read		Limit	Over	Remark
			Level	Level	Line	Limit	
	MHz	dB/m	dBuV	dBuV/m	dBuV/m	dB	
1	6984.248	-2.87	55.99	53.12	68.20	-15.08	Peak

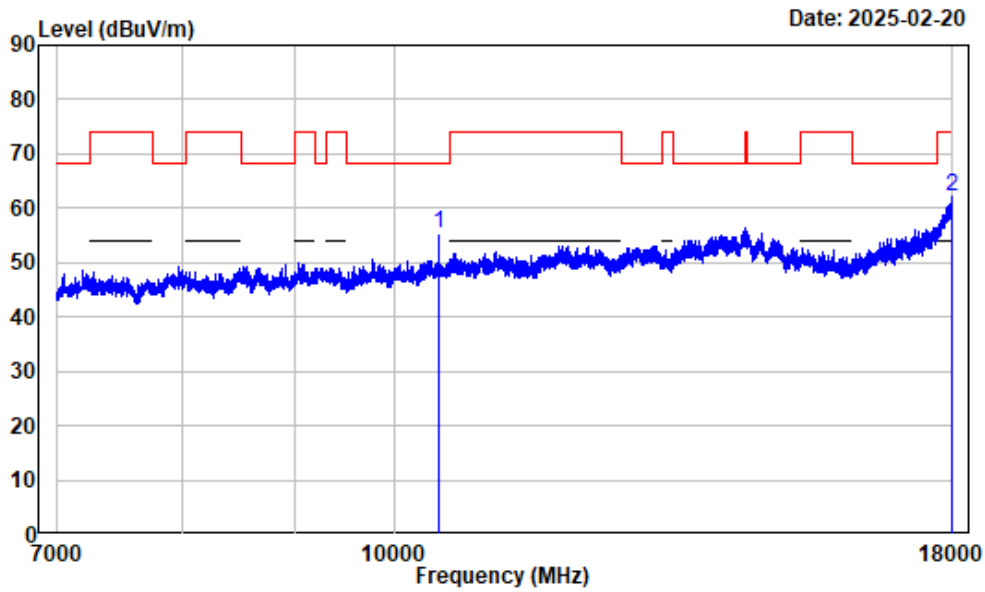
1-7GHz_Vertical_802.11ac-VHT20_5240MHz



Condition : Vertical
 Project No. : 2401Z46778E-RF
 Tester : Zenos Qiao
 Spectrum setting: Peak reading:RBW:1MHz VBW:3MHz Detector:Peak
 Note : 5GWiFi-Band1-AC20-5240

Peak	Freq	Factor	Read		Limit	Over	Remark
			Level	Level			
	MHz	dB/m	dBuV	dBuV/m	dBuV/m	dB	
1	6577.697	-3.08	56.67	53.59	68.20	-14.61	Peak

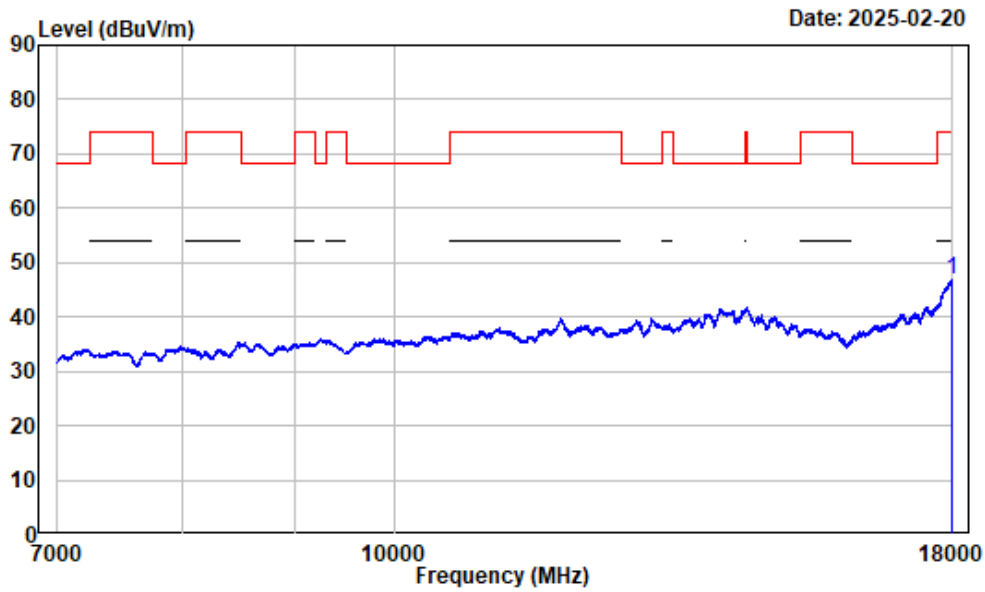
7-18GHz_Horizontal_Peak_802.11ac-VHT20_5240MHz



Condition : Horizontal
 Project No. : 2401Z46778E-RF
 Tester : Zenos Qiao
 Spectrum setting: Peak reading:RBW:1MHz VBW:3MHz Detector:Peak
 Note : 5GWiFi-Band1-AC20-5240

Freq	Factor	Read		Limit	Over	Remark
		Level	Level	Line	Limit	
MHz	dB/m	dBuV	dBuV/m	dBuV/m	dB	
1 10480.000	2.25	53.11	55.36	68.20	-12.84	Peak
2 17998.630	13.19	48.86	62.05	74.00	-11.95	Peak

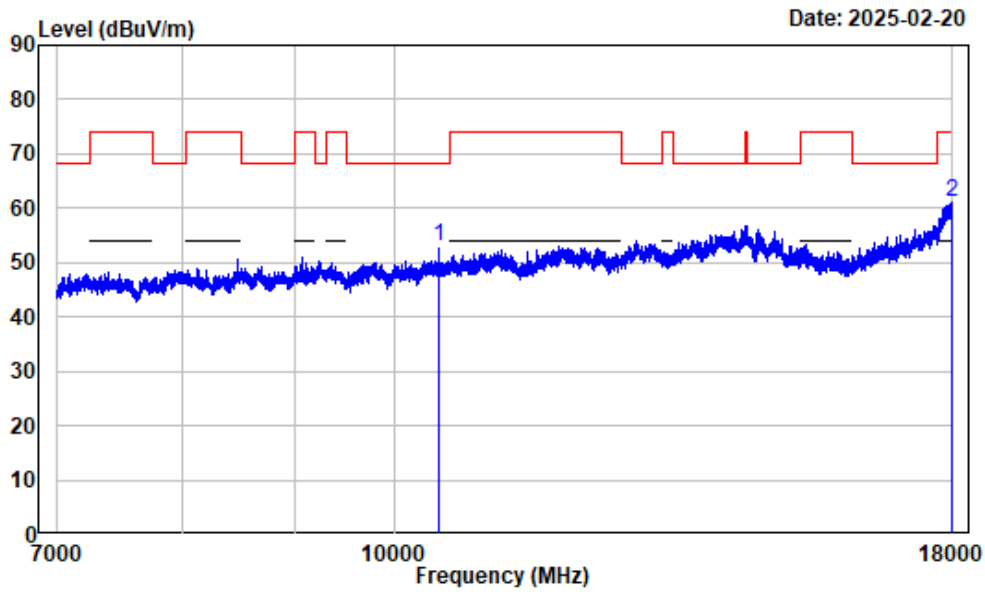
7-18GHz_Horizontal_Average_802.11ac-VHT20_5240MHz



Condition : Horizontal
 Project No. : 2401Z46778E-RF
 Tester : Zenos Qiao
 Spectrum setting: Average reading:RBW:1MHz VBW:1kHz Detector:Peak
 Note : 5GWiFi-Band1-AC20-5240

Freq	Factor	Read		Limit	Over	Remark
		Level	Level	Line	Limit	
MHz	dB/m	dBuV	dBuV/m	dBuV/m	dB	
1 17997.250	13.19	33.75	46.94	54.00	-7.06	Average

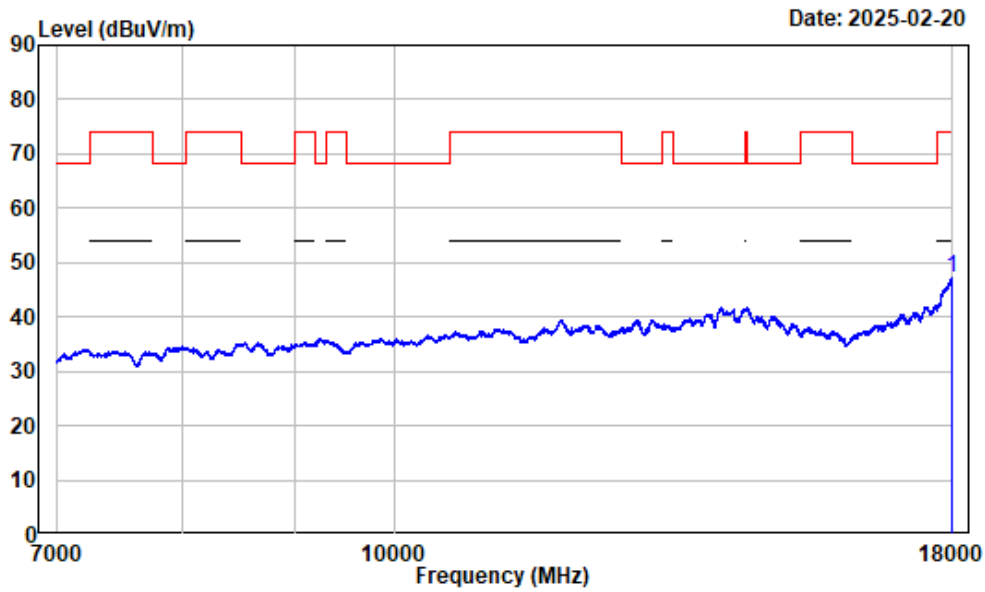
7-18GHz_Veritical_Peak_802.11ac-VHT20_5240MHz



Condition : Vertical
 Project No. : 2401Z46778E-RF
 Tester : Zenos Qiao
 Spectrum setting: Peak reading:RBW:1MHz VBW:3MHz Detector:Peak
 Note : 5GWiFi-Band1-AC20-5240

Peak	Freq	Factor	Read		Limit	Over	Remark
			Level	Level			
	MHz	dB/m	dBuV	dBuV/m	dBuV/m	dB	
1	10480.000	2.25	50.68	52.93	68.20	-15.27	Peak
2	17983.500	13.11	47.87	60.98	74.00	-13.02	Peak

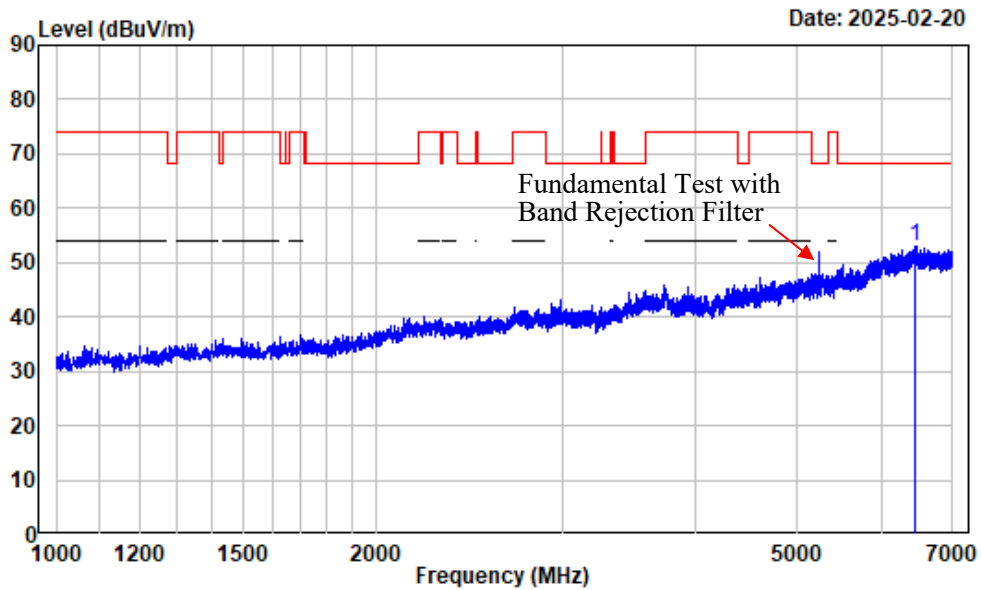
7-18GHz_Vertical_Average_802.11ac-VHT20_5240MHz



Condition : Vertical
 Project No. : 2401Z46778E-RF
 Tester : Zenos Qiao
 Spectrum setting: Average reading:RBW:1MHz VBW:1kHz Detector:Peak
 Note : 5GWiFi-Band1-AC20-5240

Freq	Factor	Read		Limit	Over	Remark
		Level	Level	Line	Limit	
MHz	dB/m	dBuV	dBuV/m	dBuV/m	dB	
1 17984.870	13.12	34.09	47.21	54.00	-6.79	Average

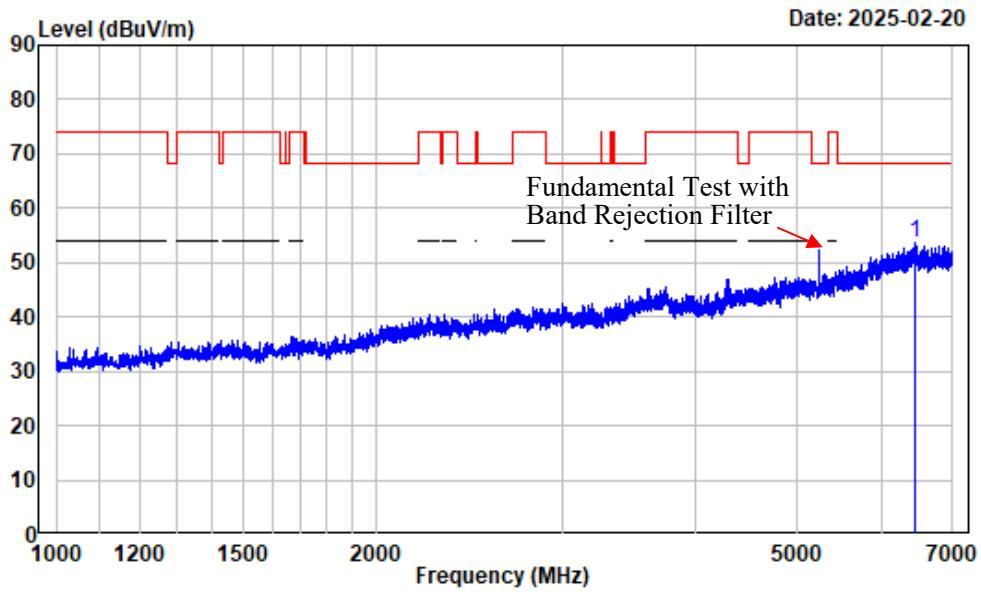
1-7GHz_Horizontal_802.11ac-VHT40_5230MHz



Condition : Horizontal
 Project No. : 2401Z46778E-RF
 Tester : Zenos Qiao
 Spectrum setting: Peak reading:RBW:1MHz VBW:3MHz Detector:Peak
 Note : 5GWiFi-Band1-AC40-5230

Peak No.	Freq (MHz)	Factor (dB/m)	Read Level		Limit	Over	Remark
			dBuV	dBuV/m	dBuV/m	Limit	
1	6463.683	-2.89	55.74	52.85	68.20	-15.35	Peak

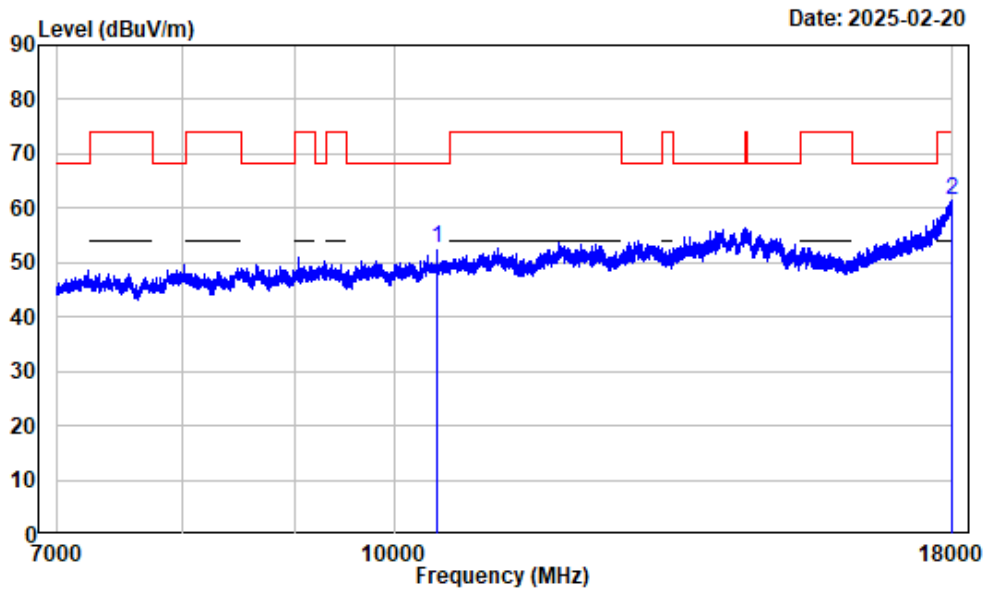
1-7GHz_Vertical_802.11ac-VHT40_5230MHz



Condition : Vertical
 Project No. : 2401Z46778E-RF
 Tester : Zenos Qiao
 Spectrum setting: Peak reading:RBW:1MHz VBW:3MHz Detector:Peak
 Note : 5GWiFi-Band1-AC40-5230

Peak	Freq	Factor	Read		Limit		Over Limit	Remark
			Level	Level	Line	Line		
	MHz	dB/m	dBuV	dBuV/m	dBuV/m	dBuV/m	dB	
1	6457.682	-2.88	56.42	53.54	68.20	53.54	-14.66	Peak

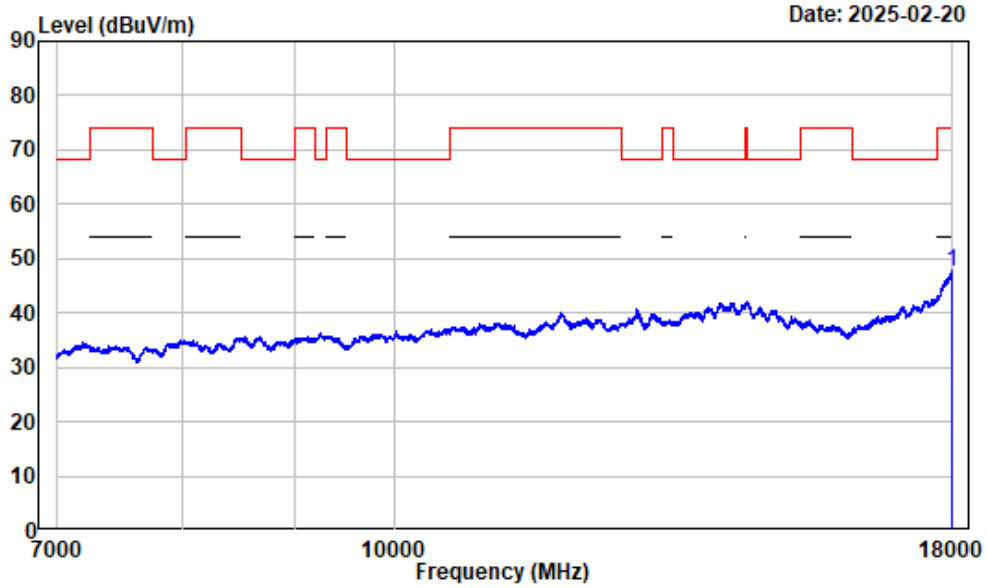
7-18GHz_Horizontal_Peak_802.11ac-VHT40_5230MHz



Condition : Horizontal
 Project No. : 2401Z46778E-RF
 Tester : Zenos Qiao
 Spectrum setting: Peak reading:RBW:1MHz VBW:3MHz Detector:Peak
 Note : 5GWiFi-Band1-AC40-5230

	Freq	Factor	Read		Limit	Over	Remark
			Level	Level	Line	Limit	
	MHz	dB/m	dBuV	dBuV/m	dBuV/m	dB	
1	10460.000	2.32	50.35	52.67	68.20	-15.53	Peak
2	17991.750	13.16	48.37	61.53	74.00	-12.47	Peak

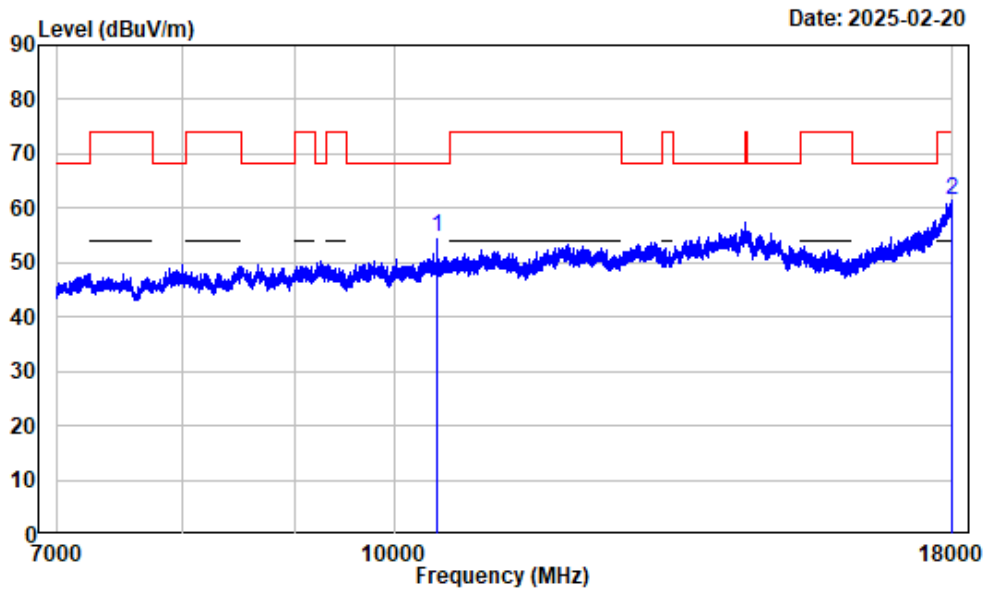
7-18GHz_Horizontal_Average_802.11ac-VHT40_5230MHz



Condition : Horizontal
 Project No. : 2401Z46778E-RF
 Tester : Zenos Qiao
 Spectrum setting: Average reading:RBW:1MHz VBW:2kHz Detector:Peak
 Note : 5GWiFi-Band1-AC40-5230

Freq	Factor	Read		Limit	Over	Remark
		Level	Level	Line	Limit	
MHz	dB/m	dBuV	dBuV/m	dBuV/m	dB	
1 17990.370	13.15	34.35	47.50	54.00	-6.50	Average

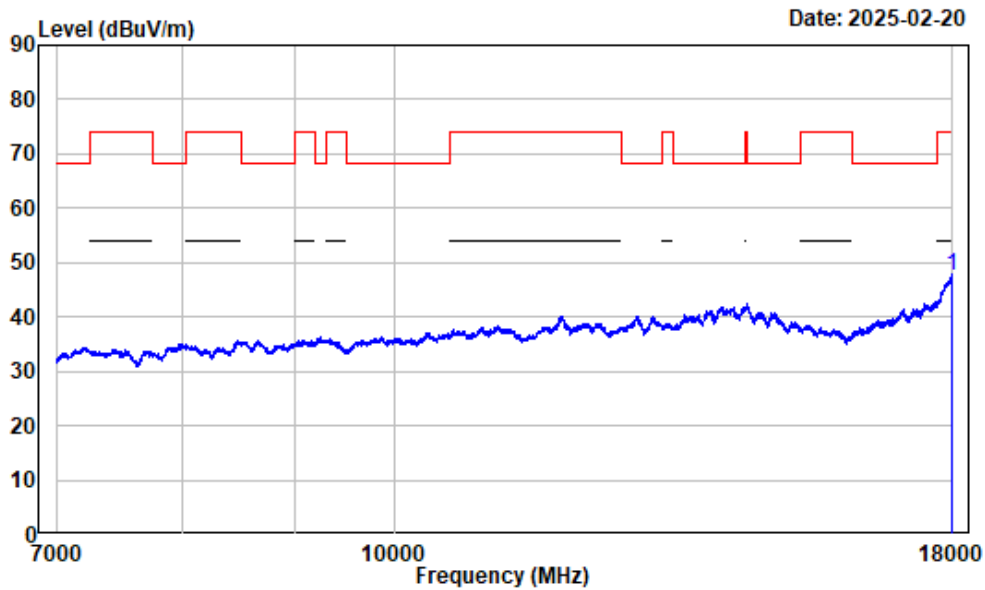
7-18GHz_Vetical_Peak_802.11ac-VHT40_5230MHz



Condition : Vertical
 Project No. : 2401Z46778E-RF
 Tester : Zenos Qiao
 Spectrum setting: Peak reading:RBW:1MHz VBW:3MHz Detector:Peak
 Note : 5GWiFi-Band1-AC40-5230

Peak	Freq	Factor	Read		Limit	Over	Remark
			Level	Level			
	MHz	dB/m	dBuV	dBuV/m	dBuV/m	dB	
1	10460.000	2.32	52.46	54.78	68.20	-13.42	Peak
2	17976.620	13.09	48.53	61.62	74.00	-12.38	Peak

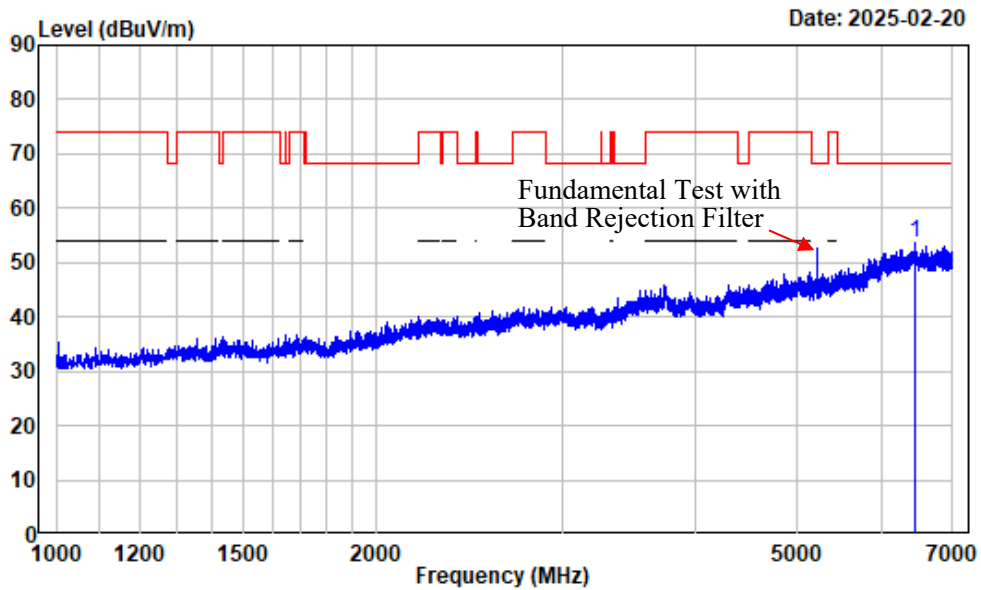
7-18GHz_Vertical_Average_802.11ac-VHT40_5230MHz



Condition : Vertical
 Project No. : 2401Z46778E-RF
 Tester : Zenos Qiao
 Spectrum setting: Average reading:RBW:1MHz VBW:2kHz Detector:Peak
 Note : 5GWiFi-Band1-AC40-5230

Freq	Factor	Read		Limit	Over	Remark
		Level	Level	Line	Limit	
MHz	dB/m	dBuV	dBuV/m	dBuV/m	dB	
1 17989.000	13.14	34.24	47.38	54.00	-6.62	Average

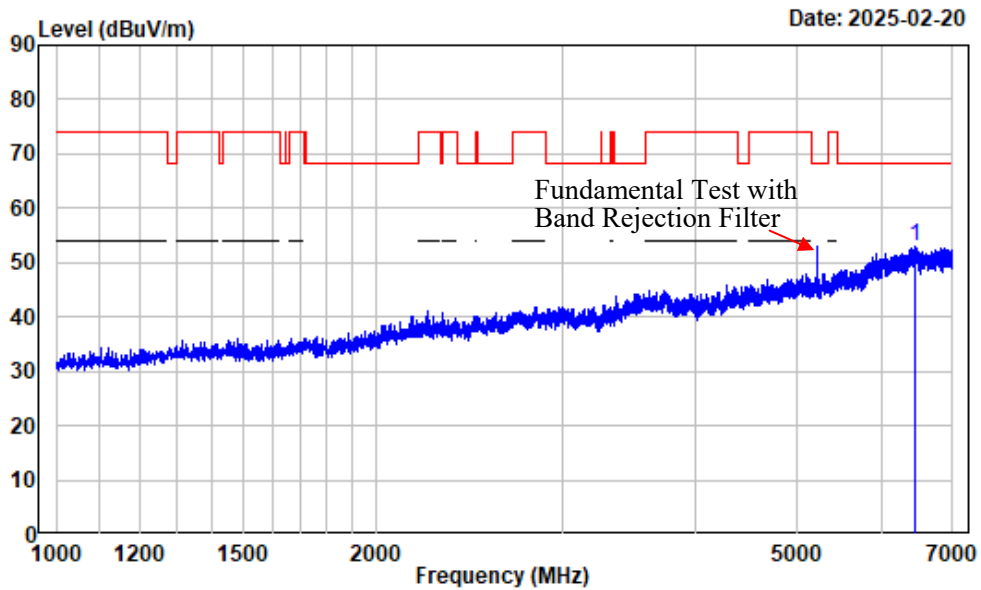
1-7GHz_Horizontal_802.11ac-VHT80_5210MHz



Condition : Horizontal
 Project No. : 2401Z46778E-RF
 Tester : Zenos Qiao
 Spectrum setting: Peak reading:RBW:1MHz VBW:3MHz Detector:Peak
 Note : 5GWiFi-Band1-AC80-5210

Peak	Freq	Factor	Read		Limit	Over	Remark
			Level	Level			
	MHz	dB/m	dBuV	dBuV/m	dBuV/m	dB	
1	6448.681	-2.88	56.38	53.50	68.20	-14.70	Peak

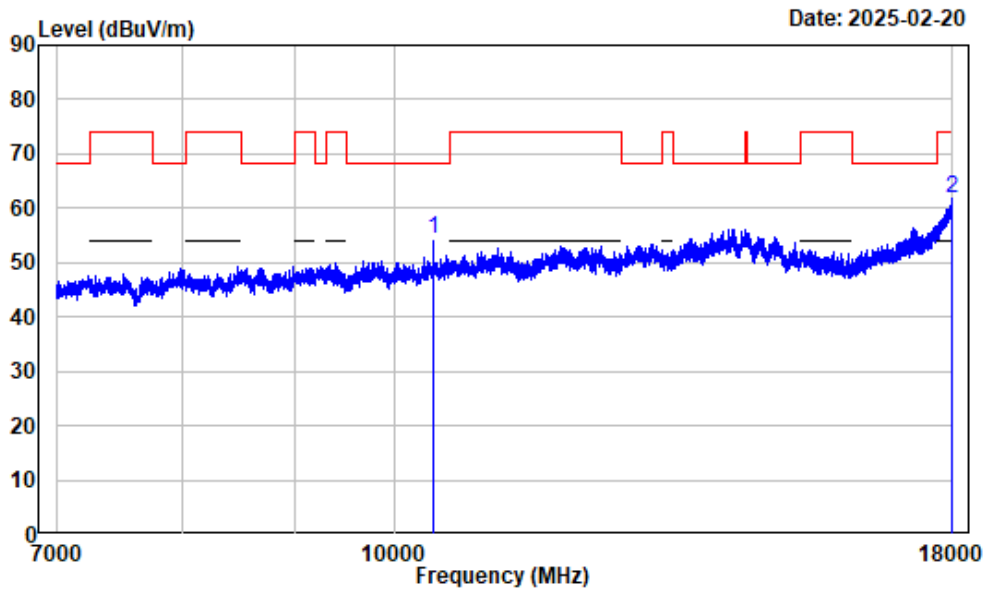
1-7GHz_Vertical_802.11ac-VHT80_5210MHz



Condition : Vertical
 Project No. : 2401Z46778E-RF
 Tester : Zenos Qiao
 Spectrum setting: Peak reading:RBW:1MHz VBW:3MHz Detector:Peak
 Note : 5GWiFi-Band1-AC80-5210

Peak	Freq	Factor	Read		Limit		Over	Remark
			Level	Level	Line	Limit		
	MHz	dB/m	dBuV	dBuV/m	dBuV/m	dB		
1	6447.181	-2.87	55.81	52.94	68.20	-15.26	Peak	

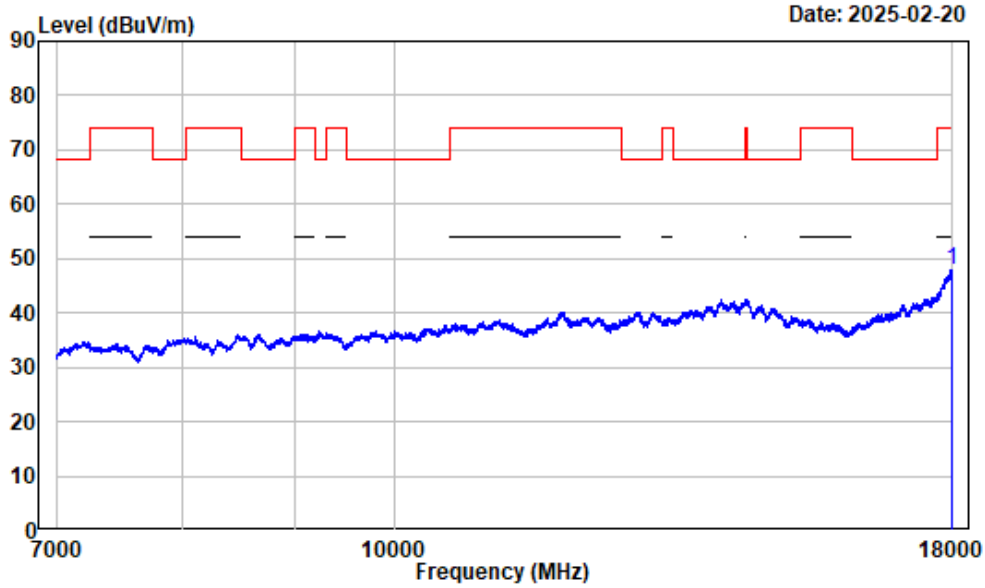
7-18GHz_Horizontal_Peak_802.11ac-VHT80_5210MHz



Condition : Horizontal
 Project No. : 2401Z46778E-RF
 Tester : Zenos Qiao
 Spectrum setting: Peak reading:RBW:1MHz VBW:3MHz Detector:Peak
 Note : 5GWiFi-Band1-AC80-5210

Peak	Freq	Factor	Read		Limit	Over	Remark
			Level	Level			
	MHz	dB/m	dBuV	dBuV/m	dBuV/m	dB	
1	10420.000	2.48	51.78	54.26	68.20	-13.94	Peak
2	17998.630	13.19	48.63	61.82	74.00	-12.18	Peak

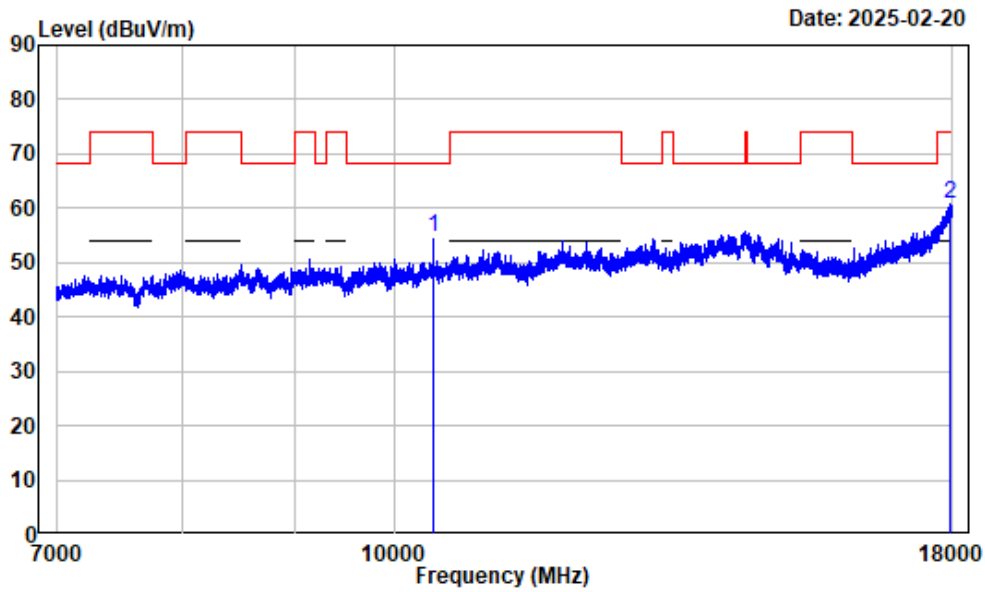
7-18GHz_Horizontal_Average_802.11ac-VHT80_5210MHz



Condition : Horizontal
 Project No. : 2401Z46778E-RF
 Tester : Zenos Qiao
 Spectrum setting: Average reading:RBW:1MHz VBW:3kHz Detector:Peak
 Note : 5GWiFi-Band1-AC80-5210

Freq	Factor	Read		Limit	Over	Remark
		Level	Level	Line	Limit	
MHz	dB/m	dBuV	dBuV/m	dBuV/m	dB	
1 17998.630	13.19	34.55	47.74	54.00	-6.26	Average

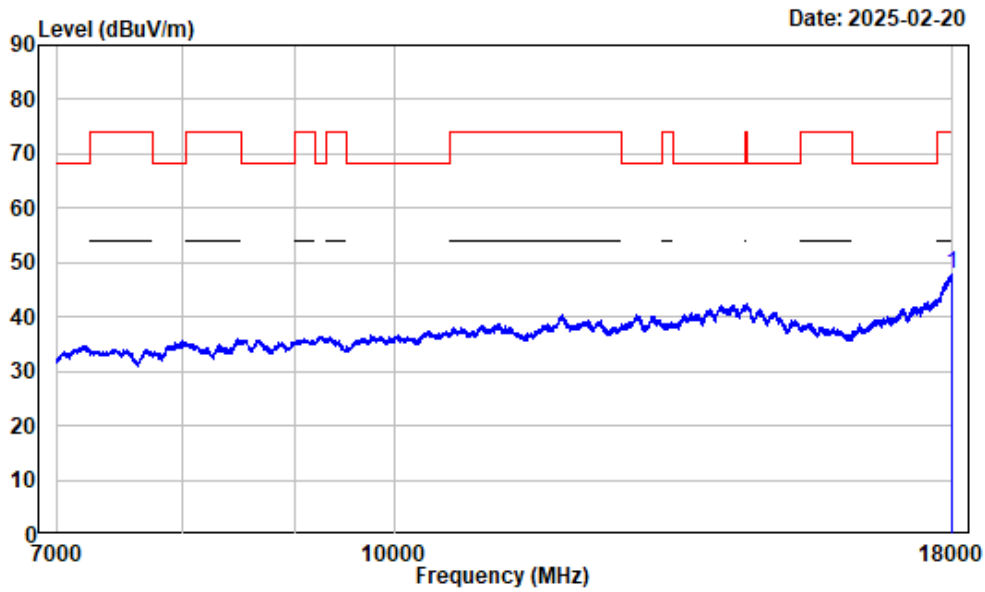
7-18GHz_Vertical_Peak_802.11ac-VHT80_5210MHz



Condition : Vertical
 Project No. : 2401Z46778E-RF
 Tester : Zenos Qiao
 Spectrum setting: Peak reading:RBW:1MHz VBW:3MHz Detector:Peak
 Note : 5GWiFi-Band1-AC80-5210

Freq	Factor	Read		Limit	Over	Remark
		Level	Level	Line	Limit	
MHz	dB/m	dBuV	dBuV/m	dBuV/m	dB	
1	10420.000	2.48	52.11	54.59	68.20	-13.61 Peak
2	17968.370	13.05	47.88	60.93	74.00	-13.07 Peak

7-18GHz_Vertical_Average_802.11ac-VHT80_5210MHz

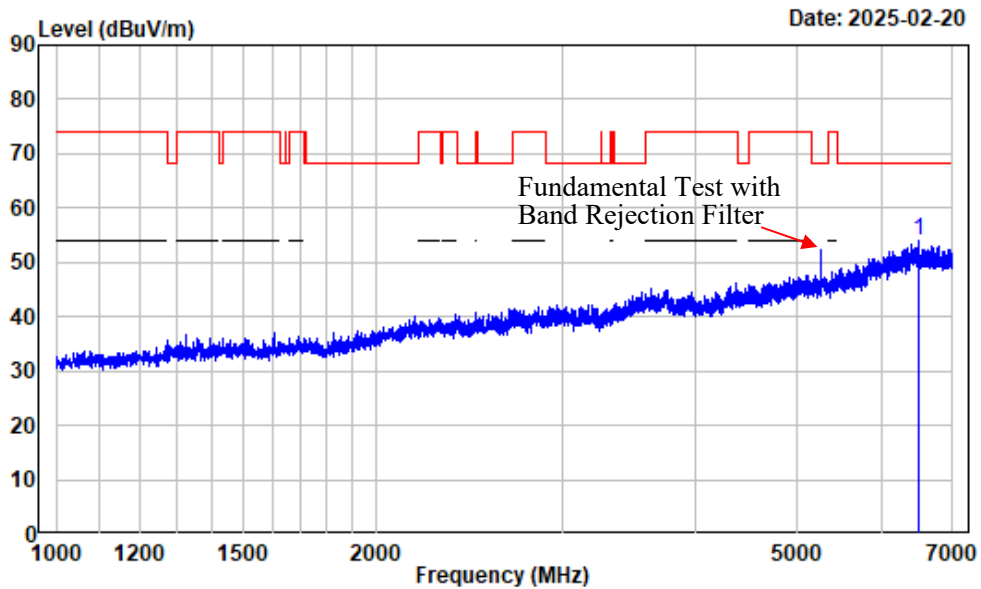


Condition : Vertical
 Project No. : 2401Z46778E-RF
 Tester : Zenos Qiao
 Spectrum setting: Average reading:RBW:1MHz VBW:3kHz Detector:Peak
 Note : 5GWiFi-Band1-AC80-5210

Freq	Factor	Read		Limit	Over	Remark
		Level	Level	Line	Limit	
MHz	dB/m	dBuV	dBuV/m	dBuV/m	dB	
1 17997.750	13.20	34.67	47.87	54.00	-6.13	Average

5250-5350MHz:

1-7GHz_Horizontal_802.11a_5260MHz

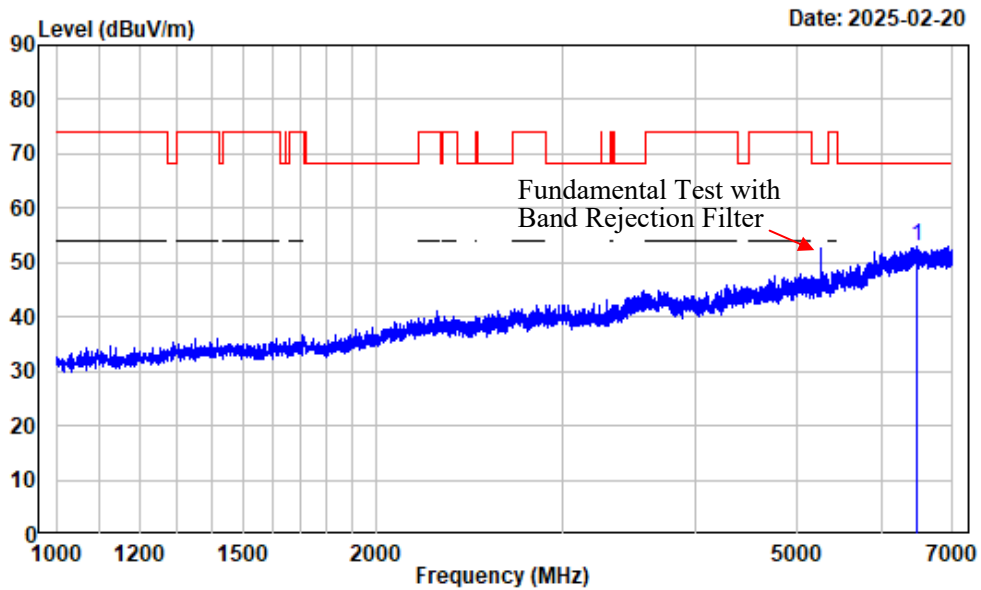


Date: 2025-02-20

Condition : Horizontal
 Project No. : 2401Z46778E-RF
 Tester : Zenos Qiao
 Spectrum setting: Peak reading:RBW:1MHz VBW:3MHz Detector:Peak
 Note : 5GWiFi-Band2-A-5260

	Freq	Factor	Read		Limit		Over	Remark
			Level	Level	Line	Limit		
	MHz	dB/m	dBuV	dBuV/m	dBuV/m	dB		
1	6505.688	-2.96	56.96	54.00	68.20	-14.20	Peak	

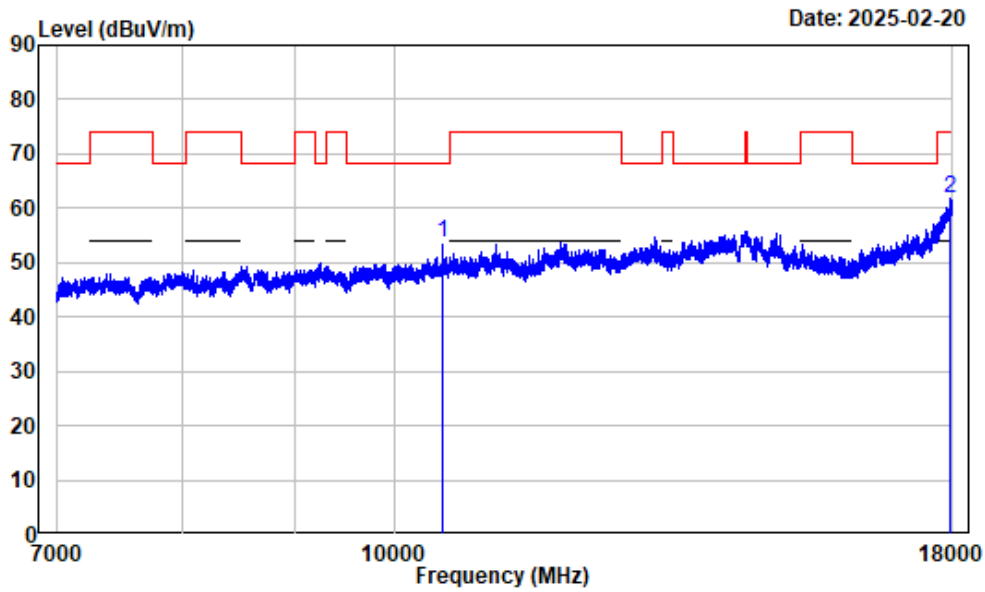
1-7GHz_Vertical_802.11a_5260MHz



Condition : Vertical
 Project No. : 2401Z46778E-RF
 Tester : Zenos Qiao
 Spectrum setting: Peak reading:RBW:1MHz VBW:3MHz Detector:Peak
 Note : 5GWiFi-Band2-A-5260

Peak	Freq	Factor	Read		Limit	Over	Remark
			Level	Level			
	MHz	dB/m	dBuV	dBuV/m	dBuV/m	dB	
1	6485.436	-2.92	55.90	52.98	68.20	-15.22	Peak

7-18GHz_Horizontal_Peak_802.11a_5260MHz

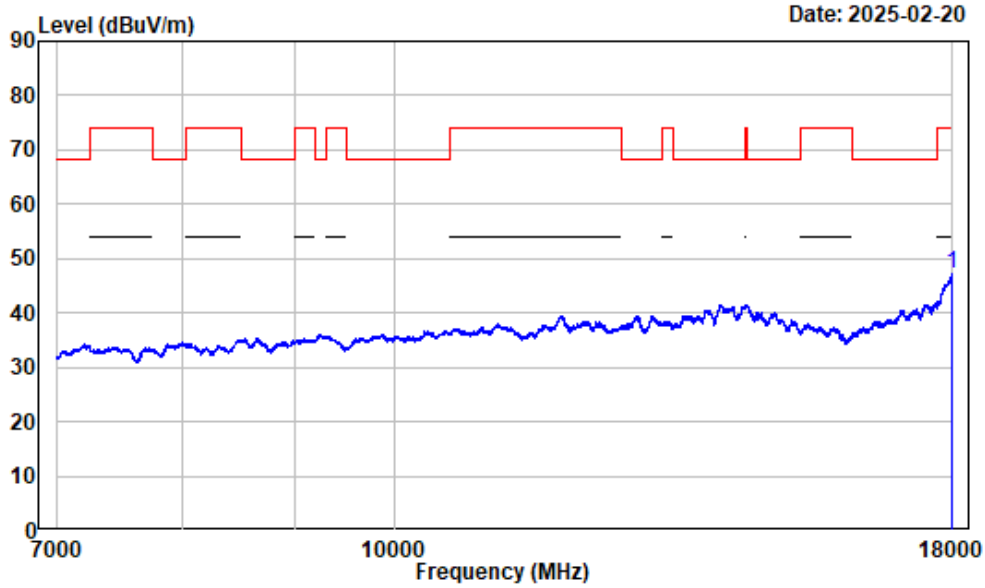


Date: 2025-02-20

Condition : Horizontal
 Project No. : 2401Z46778E-RF
 Tester : Zenos Qiao
 Spectrum setting: Peak reading:RBW:1MHz VBW:3MHz Detector:Peak
 Note : 5GWiFi-Band2-A-5260

Peak	Freq	Factor	Read		Limit	Over	Remark
			Level	Level			
	MHz	dB/m	dBuV	dBuV/m	dBuV/m	dB	
1	10520.000	2.18	51.50	53.68	68.20	-14.52	Peak
2	17971.120	13.06	48.91	61.97	74.00	-12.03	Peak

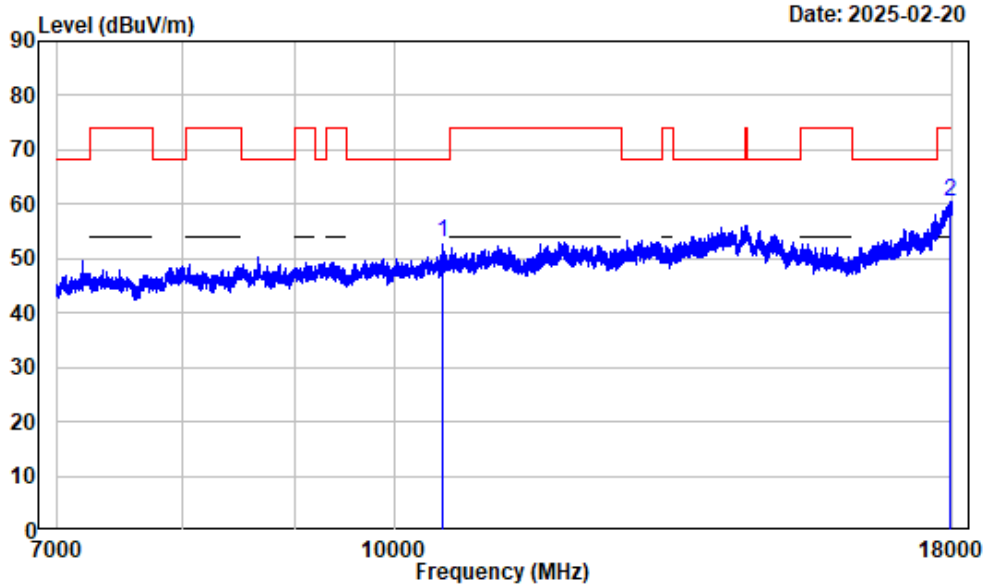
7-18GHz_Horizontal_Average_802.11a_5260MHz



Condition : Horizontal
 Project No. : 2401Z46778E-RF
 Tester : Zenos Qiao
 Spectrum setting: Average reading:RBW:1MHz VBW:1kHz Detector:Peak
 Note : 5WiFi-Band2-A-5260

Freq	Factor	Read		Limit	Over	Remark
		Level	Level	Line	Limit	
MHz	dB/m	dBuV	dBuV/m	dBuV/m	dB	
1 17994.500	13.17	33.91	47.08	54.00	-6.92	Average

7-18GHz_Vetical_Peak_802.11a_5260MHz

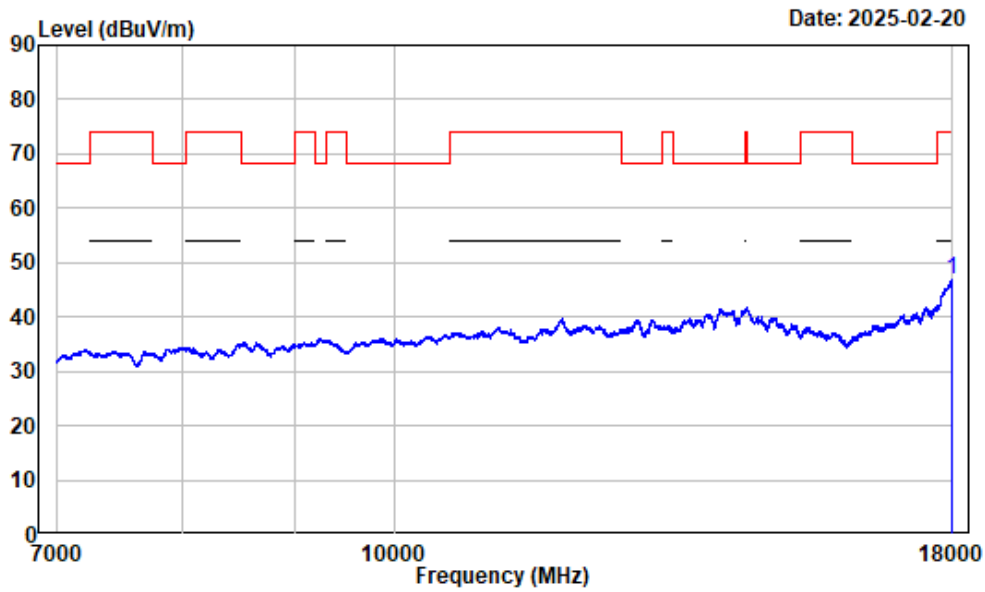


Date: 2025-02-20

Condition : Vertical
 Project No. : 2401Z46778E-RF
 Tester : Zenos Qiao
 Spectrum setting: Peak reading:RBW:1MHz VBW:3MHz Detector:Peak
 Note : 5GWiFi-Band2-A-5260

Freq	Factor	Read		Limit	Over	Remark
		Level	Level	Line	Limit	
MHz	dB/m	dBuV	dBuV/m	dBuV/m	dB	
1	10520.000	2.18	50.89	53.07	68.20	-15.13 Peak
2	17946.370	12.93	47.65	60.58	74.00	-13.42 Peak

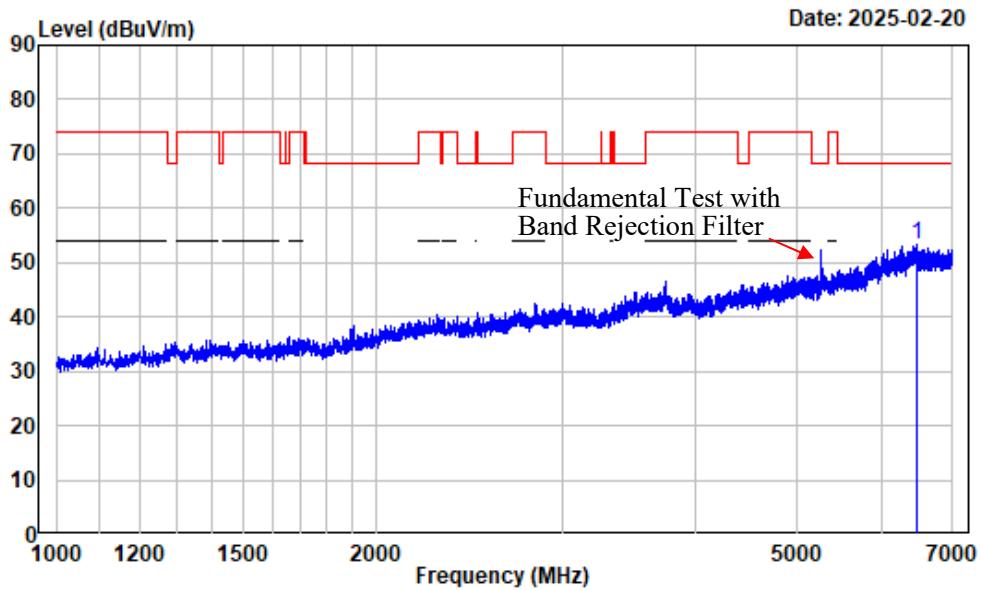
7-18GHz_Vertical_Average_802.11a_5260MHz



Condition : Vertical
 Project No. : 2401Z46778E-RF
 Tester : Zenos Qiao
 Spectrum setting: Average reading:RBW:1MHz VBW:1kHz Detector:Peak
 Note : 5GWiFi-Band2-A-5260

Freq	Factor	Read		Limit	Over	Remark
		Level	Level	Line	Limit	
MHz	dB/m	dBuV	dBuV/m	dBuV/m	dB	
1 17982.120	13.10	33.89	46.99	54.00	-7.01	Average

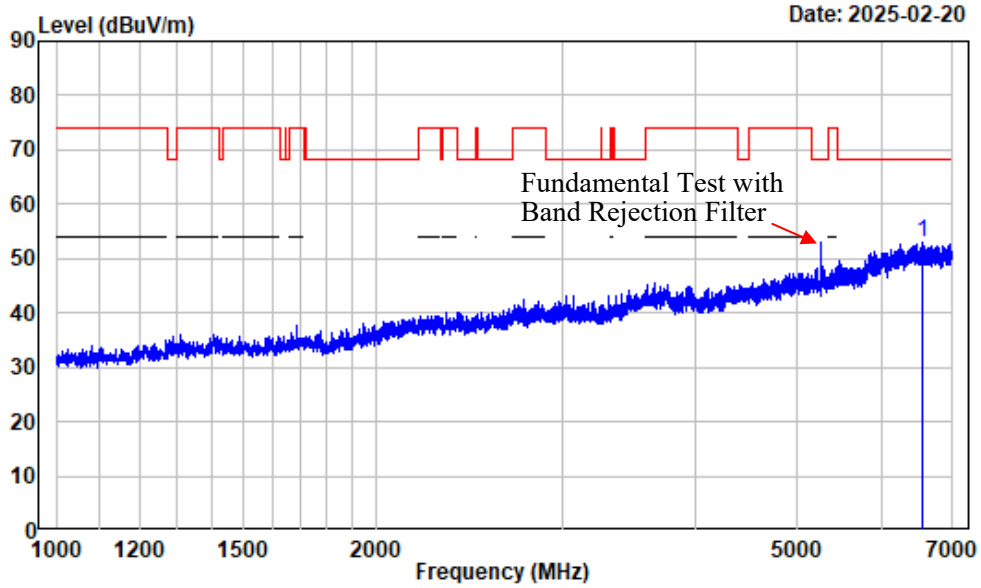
1-7GHz_Horizontal_802.11ac-VHT20_5260MHz



Condition : Horizontal
 Project No. : 2401Z46778E-RF
 Tester : Zenos Qiao
 Spectrum setting: Peak reading:RBW:1MHz VBW:3MHz Detector:Peak
 Note : 5GWiFi-Band2-AC20-5260

	Freq	Factor	Read		Limit	Over	Remark
			Level	Level			
	MHz	dB/m	dBuV	dBuV/m	dBuV/m	dB	
1	6472.684	-2.91	56.13	53.22	68.20	-14.98	Peak

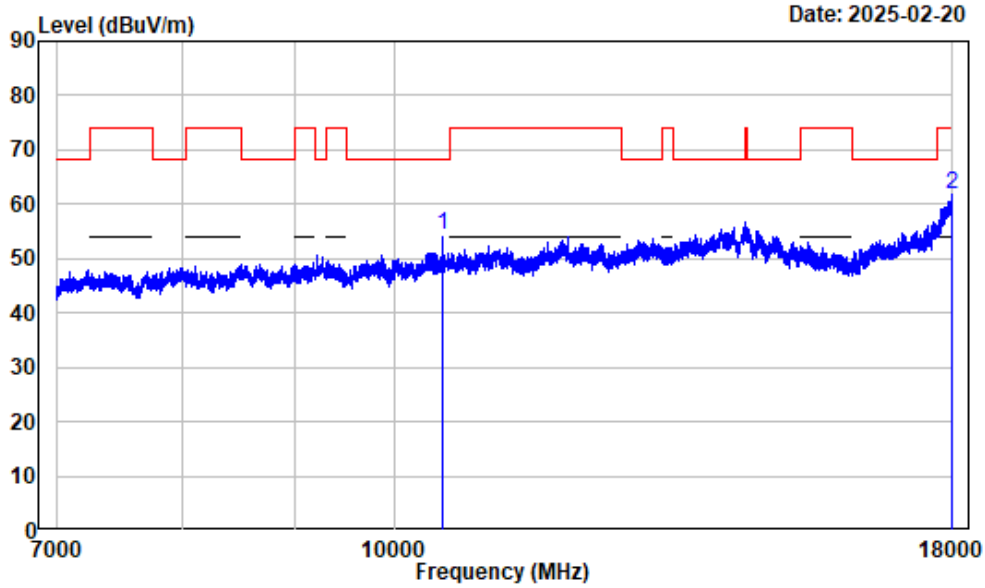
1-7GHz_Vertical_802.11ac-VHT20_5260MHz



Condition : Vertical
 Project No. : 2401Z46778E-RF
 Tester : Zenos Qiao
 Spectrum setting: Peak reading:RBW:1MHz VBW:3MHz Detector:Peak
 Note : 5GWiFi-Band2-AC20-5260

	Freq	Factor	Read		Limit	Over	Remark
			Level	Level	Line	Limit	
	MHz	dB/m	dBuV	dBuV/m	dBuV/m	dB	
1	6560.445	-3.06	55.88	52.82	68.20	-15.38	Peak

7-18GHz_Horizontal_Peak_802.11ac-VHT20_5260MHz

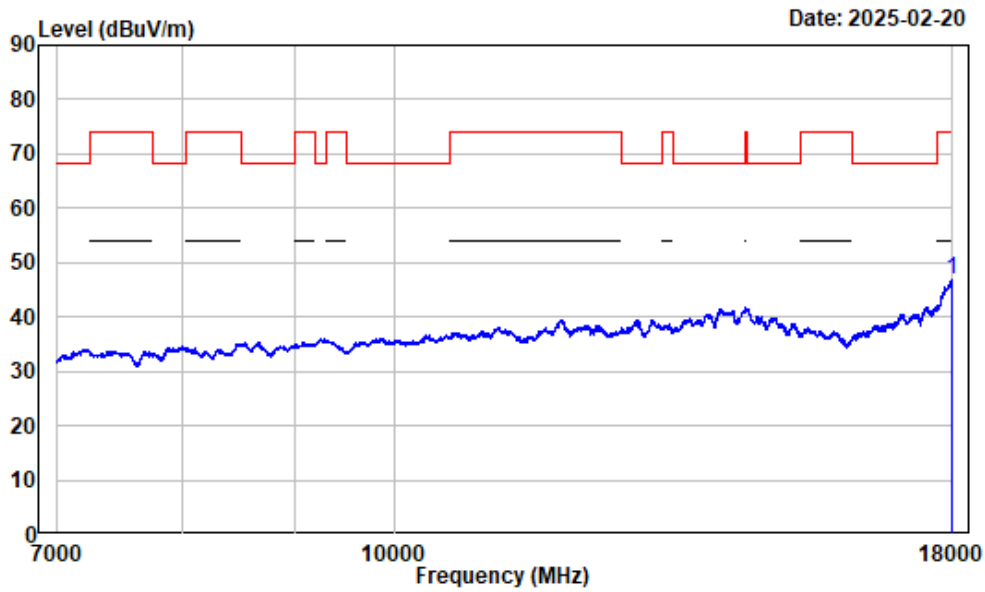


Date: 2025-02-20

Condition : Horizontal
 Project No. : 2401Z46778E-RF
 Tester : Zenos Qiao
 Spectrum setting: Peak reading:RBW:1MHz VBW:3MHz Detector:Peak
 Note : 5GWiFi-Band2-AC20-5260

Freq	Factor	Read		Limit	Over	Remark
		Level	Level	Line	Limit	
MHz	dB/m	dBuV	dBuV/m	dBuV/m	dB	
1	10520.000	2.18	52.04	54.22	68.20	-13.98 Peak
2	17997.250	13.19	48.61	61.80	74.00	-12.20 Peak

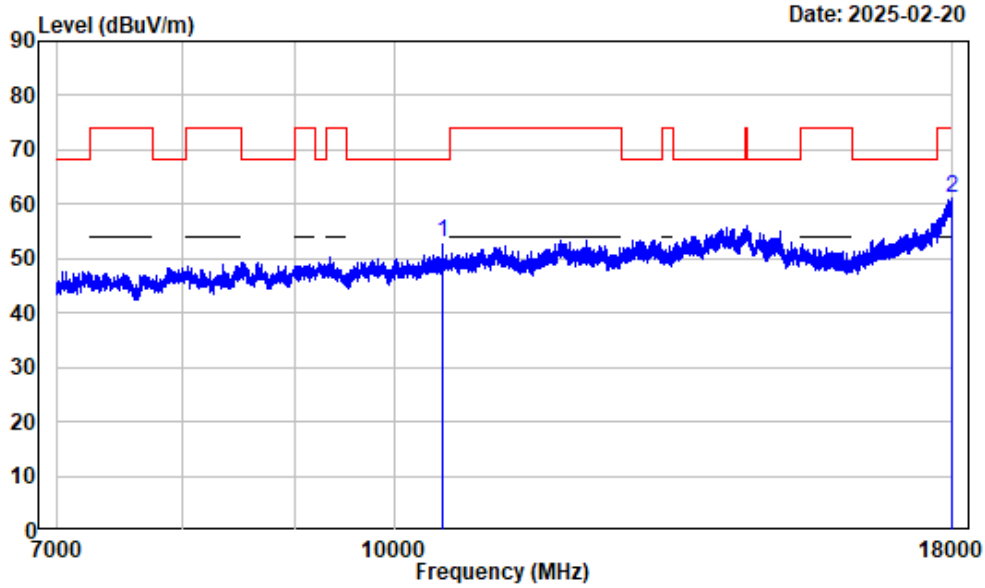
7-18GHz_Horizontal_Average_802.11ac-VHT20_5260MHz



Condition : Horizontal
 Project No. : 2401Z46778E-RF
 Tester : Zenos Qiao
 Spectrum setting: Average reading:RBW:1MHz VBW:1kHz Detector:Peak
 Note : 5GWiFi-Band2-AC20-5260

Freq	Factor	Read		Limit	Over	Remark
		Level	Level	Line	Limit	
MHz	dB/m	dBuV	dBuV/m	dBuV/m	dB	
1 17998.630	13.19	33.83	47.02	54.00	-6.98	Average

7-18GHz_Veritical_Peak_802.11ac-VHT20_5260MHz

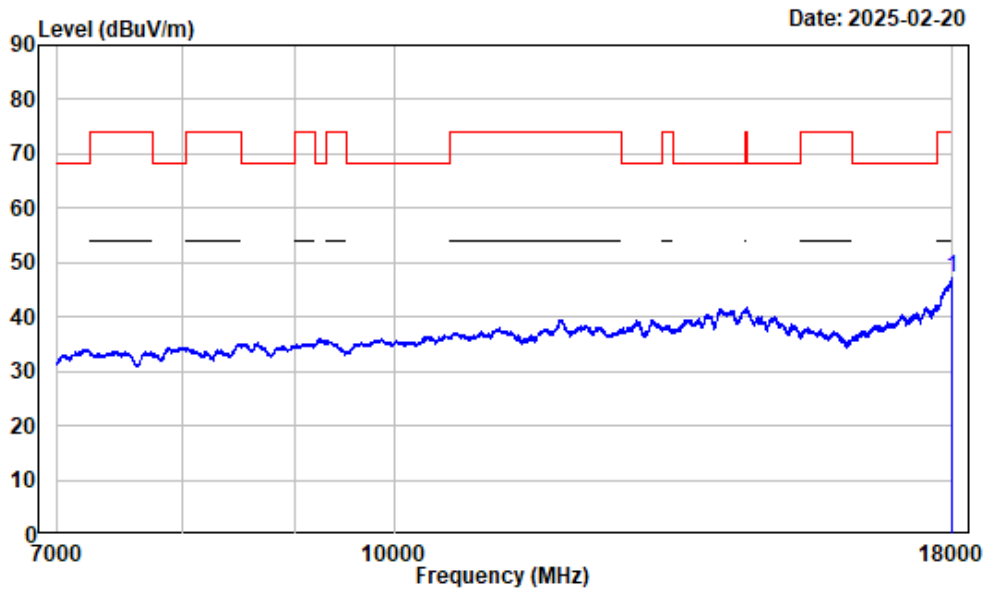


Date: 2025-02-20

Condition : Vertical
 Project No. : 2401Z46778E-RF
 Tester : Zenos Qiao
 Spectrum setting: Peak reading:RBW:1MHz VBW:3MHz Detector:Peak
 Note : 5GWiFi-Band2-AC20-5260

Peak	Freq	Factor	Read		Limit	Over	Remark
			Level	Level			
	MHz	dB/m	dBuV	dBuV/m	dBuV/m	dB	
1	10520.000	2.18	50.91	53.09	68.20	-15.11	Peak
2	17978.000	13.10	48.11	61.21	74.00	-12.79	Peak

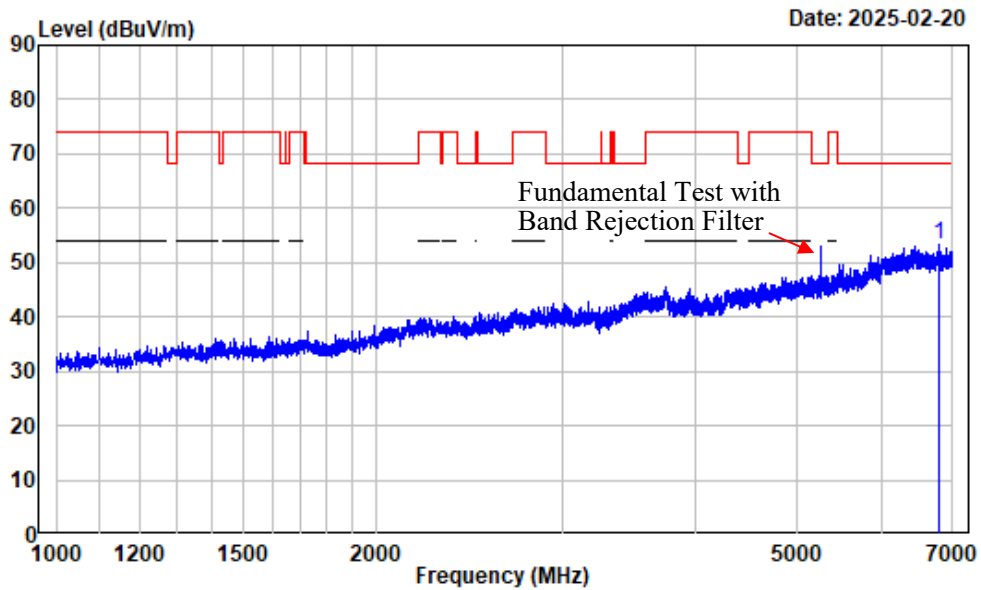
7-18GHz_Vertical_Average_802.11ac-VHT20_5260MHz



Condition : Vertical
 Project No. : 2401Z46778E-RF
 Tester : Zenos Qiao
 Spectrum setting: Average reading:RBW:1MHz VBW:1kHz Detector:Peak
 Note : 5GWiFi-Band2-AC20-5260

Freq	Factor	Read		Limit	Over	Remark
		Level	Level	Line	Limit	
MHz	dB/m	dBuV	dBuV/m	dBuV/m	dB	
1 17994.500	13.17	33.95	47.12	54.00	-6.88	Average

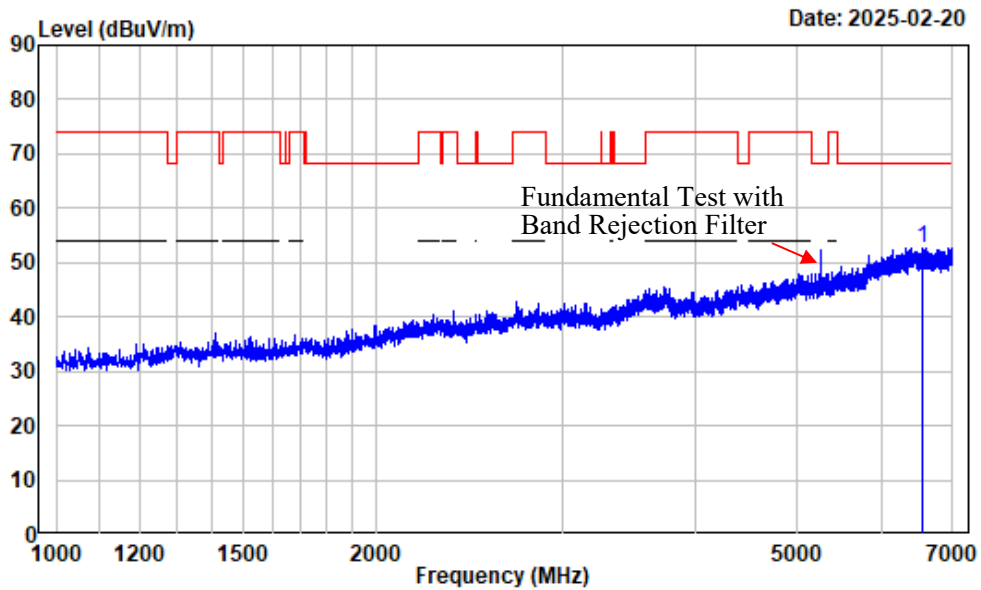
1-7GHz_Horizontal_802.11ac-VHT40_5270MHz



Condition : Horizontal
 Project No. : 2401Z46778E-RF
 Tester : Zenos Qiao
 Spectrum setting: Peak reading:RBW:1MHz VBW:3MHz Detector:Peak
 Note : 5GWiFi-Band2-AC40-5270

Freq	Factor	Read		Limit	Over	Remark
		Level	Level			
MHz	dB/m	dBuV	dBuV/m	dBuV/m	dB	
1 6794.474	-3.34	56.73	53.39	68.20	-14.81	Peak

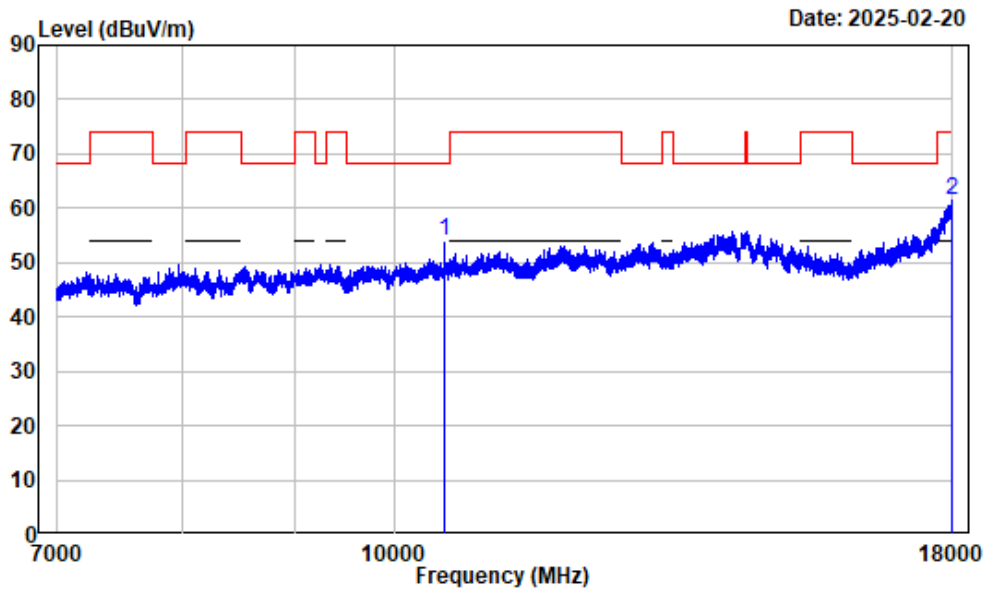
1-7GHz_Vertical_802.11ac-VHT40_5270MHz



Condition : Vertical
 Project No. : 2401Z46778E-RF
 Tester : Zenos Qiao
 Spectrum setting: Peak reading:RBW:1MHz VBW:3MHz Detector:Peak
 Note : 5GWiFi-Band2-AC40-5270

	Freq	Factor	Read		Limit	Over	Remark
			Level	Level	Line	Limit	
	MHz	dB/m	dBuV	dBuV/m	dBuV/m	dB	
1	6556.695	-3.06	55.86	52.80	68.20	-15.40	Peak

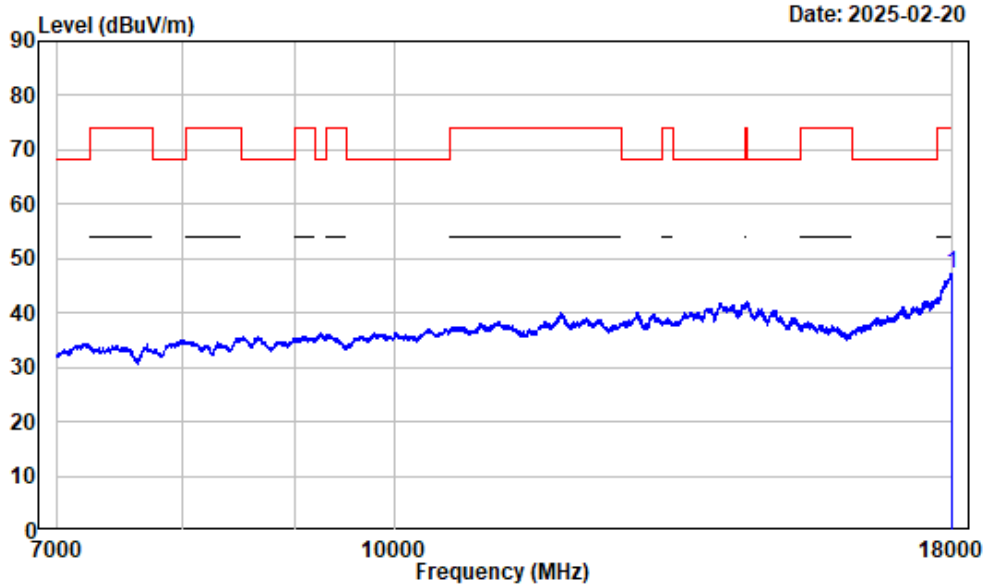
7-18GHz_Horizontal_Peak_802.11ac-VHT40_5270MHz



Condition : Horizontal
 Project No. : 2401Z46778E-RF
 Tester : Zenos Qiao
 Spectrum setting: Peak reading:RBW:1MHz VBW:3MHz Detector:Peak
 Note : 5GWiFi-Band2-AC40-5270

Peak	Freq	Factor	Read		Limit	Over	Remark
			Level	Level	Line	Limit	
	MHz	dB/m	dBuV	dBuV/m	dBuV/m	dB	
1	10540.000	2.18	51.94	54.12	68.20	-14.08	Peak
2	17978.000	13.10	48.47	61.57	74.00	-12.43	Peak

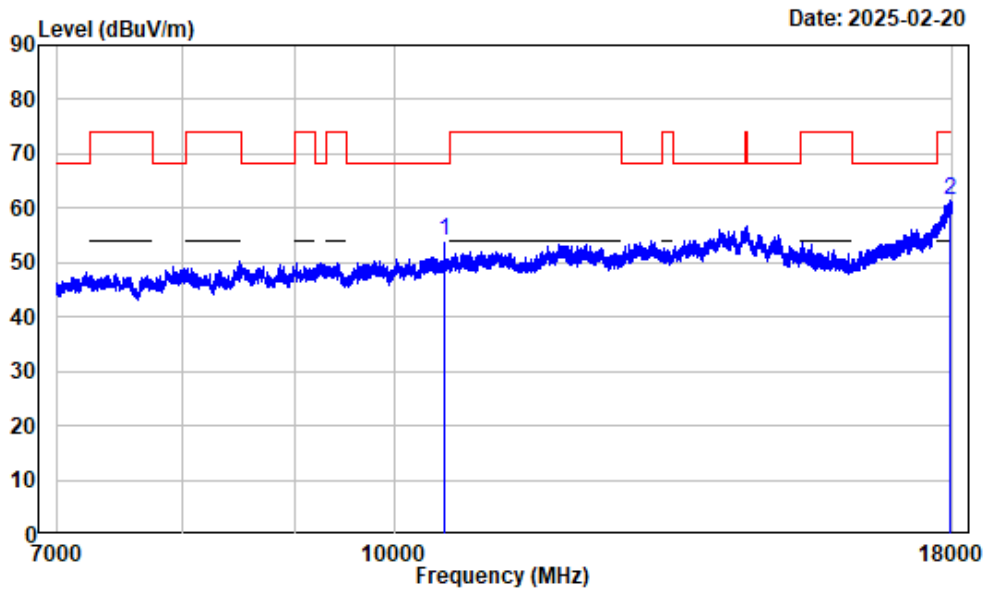
7-18GHz_Horizontal_Average_802.11ac-VHT40_5270MHz



Condition : Horizontal
 Project No. : 2401Z46778E-RF
 Tester : Zenos Qiao
 Spectrum setting: Average reading:RBW:1MHz VBW:2kHz Detector:Peak
 Note : 5GWiFi-Band2-AC40-5270

Freq	Factor	Read		Limit	Over	Remark
		Level	Level	Line	Limit	
MHz	dB/m	dBuV	dBuV/m	dBuV/m	dB	
1 17997.680	13.20	34.17	47.37	54.00	-6.63	Average

7-18GHz_Veritical_Peak_802.11ac-VHT40_5270MHz

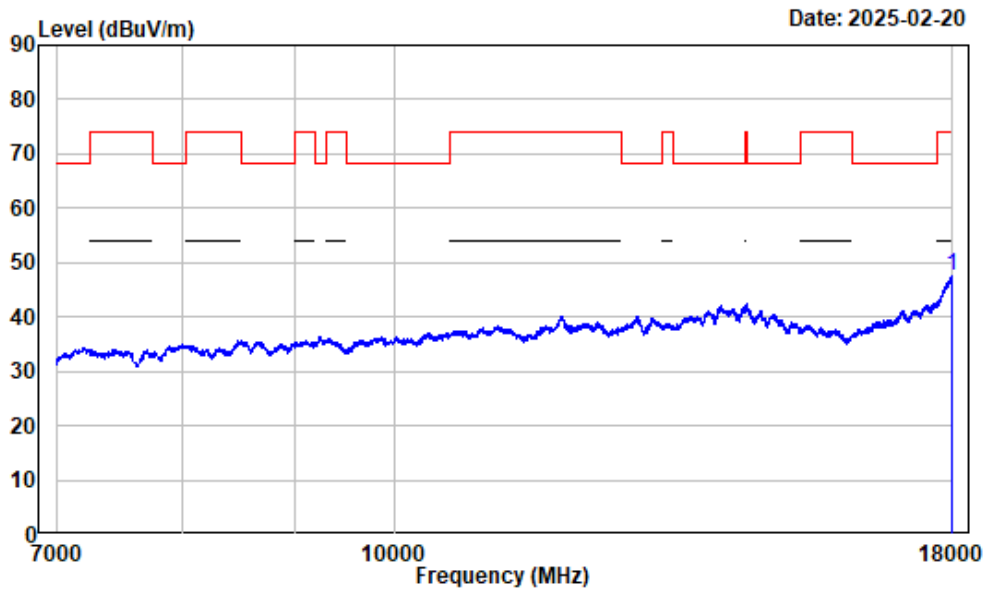


Date: 2025-02-20

Condition : Vertical
 Project No. : 2401Z46778E-RF
 Tester : Zenos Qiao
 Spectrum setting: Peak reading:RBW:1MHz VBW:3MHz Detector:Peak
 Note : 5GWiFi-Band2-AC40-5270

Freq	Factor	Read		Limit	Over	Remark
		Level	Level	Line	Limit	
MHz	dB/m	dBuV	dBuV/m	dBuV/m	dB	
1	10540.000	2.18	51.68	53.86	68.20	-14.34 Peak
2	17961.500	13.01	48.46	61.47	74.00	-12.53 Peak

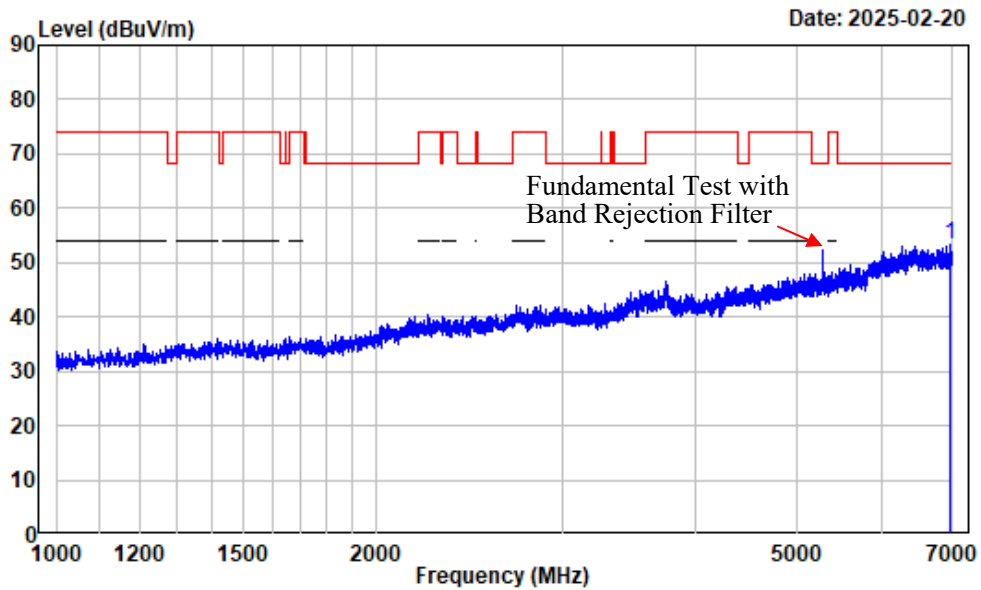
7-18GHz_Vertical_Average_802.11ac-VHT40_5270MHz



Condition : Vertical
 Project No. : 2401Z46778E-RF
 Tester : Zenos Qiao
 Spectrum setting: Average reading:RBW:1MHz VBW:2kHz Detector:Peak
 Note : 5GWiFi-Band2-AC40-5270

Freq	Factor	Read		Limit	Over	Remark
		Level	Level	Line	Limit	
MHz	dB/m	dBuV	dBuV/m	dBuV/m	dB	
1 17976.620	13.09	34.34	47.43	54.00	-6.57	Average

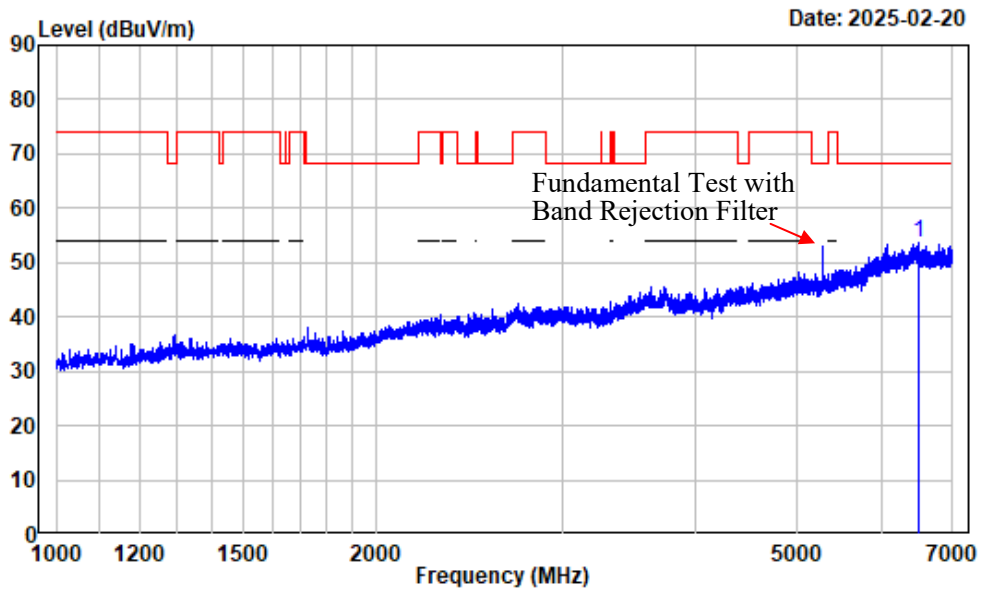
1-7GHz_Horizontal_802.11ac-VHT80_5290MHz



Condition : Horizontal
 Project No. : 2401Z46778E-RF
 Tester : Zenos Qiao
 Spectrum setting: Peak reading:RBW:1MHz VBW:3MHz Detector:Peak
 Note : 5GWiFi-Band2-AC80-5290

	Freq	Factor	Read		Limit		Over	Remark
			Level	Level	Line	Limit		
	MHz	dB/m	dBuV	dBuV/m	dBuV/m	dB		
1	6974.497	-2.82	56.15	53.33	68.20	-14.87	Peak	

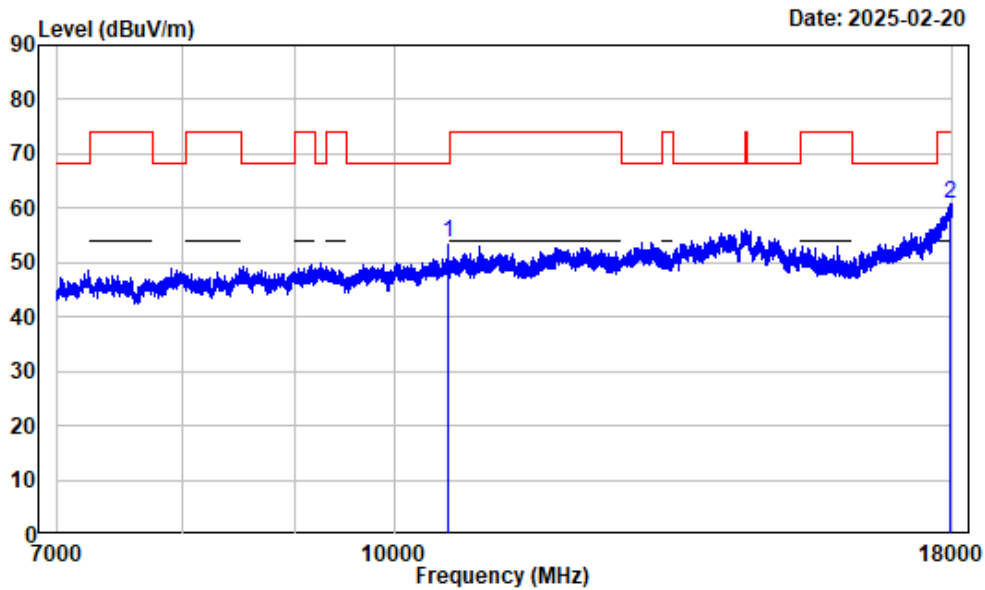
1-7GHz_Vertical_802.11ac-VHT80_5290MHz



Condition : Vertical
 Project No. : 2401Z46778E-RF
 Tester : Zenos Qiao
 Spectrum setting: Peak reading:RBW:1MHz VBW:3MHz Detector:Peak
 Note : 5GWiFi-Band2-AC80-5290

	Freq	Factor	Read		Limit	Over	Remark
			Level	Level	Line	Limit	
	MHz	dB/m	dBuV	dBuV/m	dBuV/m	dB	
1	6498.938	-2.95	56.60	53.65	68.20	-14.55	Peak

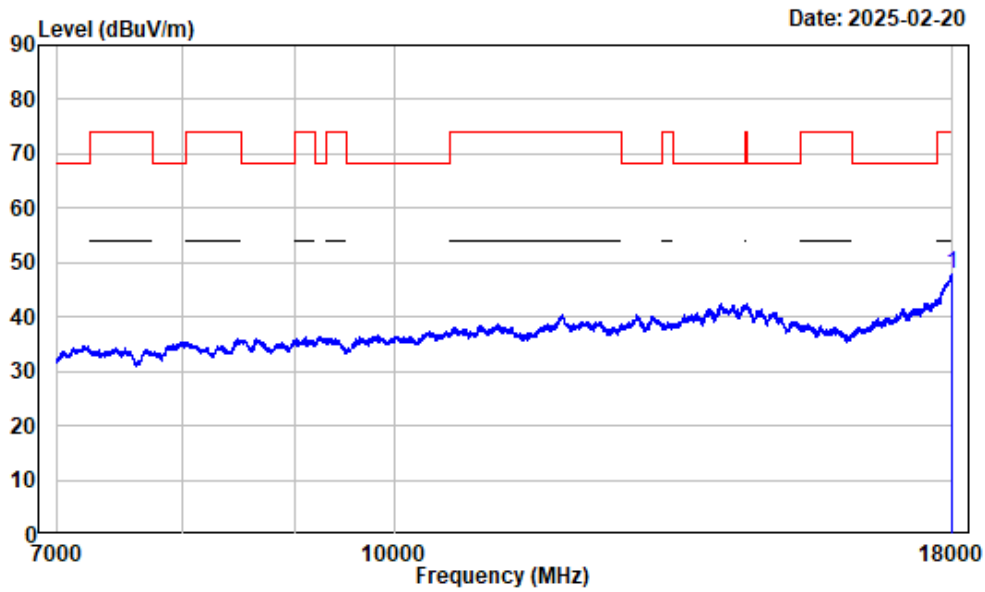
7-18GHz_Horizontal_Peak_802.11ac-VHT80_5290MHz



Condition : Horizontal
 Project No. : 2401Z46778E-RF
 Tester : Zenos Qiao
 Spectrum setting: Peak reading:RBW:1MHz VBW:3MHz Detector:Peak
 Note : 5GWiFi-Band2-AC80-5290

Peak	Freq	Factor	Read		Limit	Over	Remark
			Level	Level			
	MHz	dB/m	dBuV	dBuV/m	dBuV/m	dB	
1	10580.000	2.18	51.60	53.78	68.20	-14.42	Peak
2	17949.120	12.95	47.73	60.68	74.00	-13.32	Peak

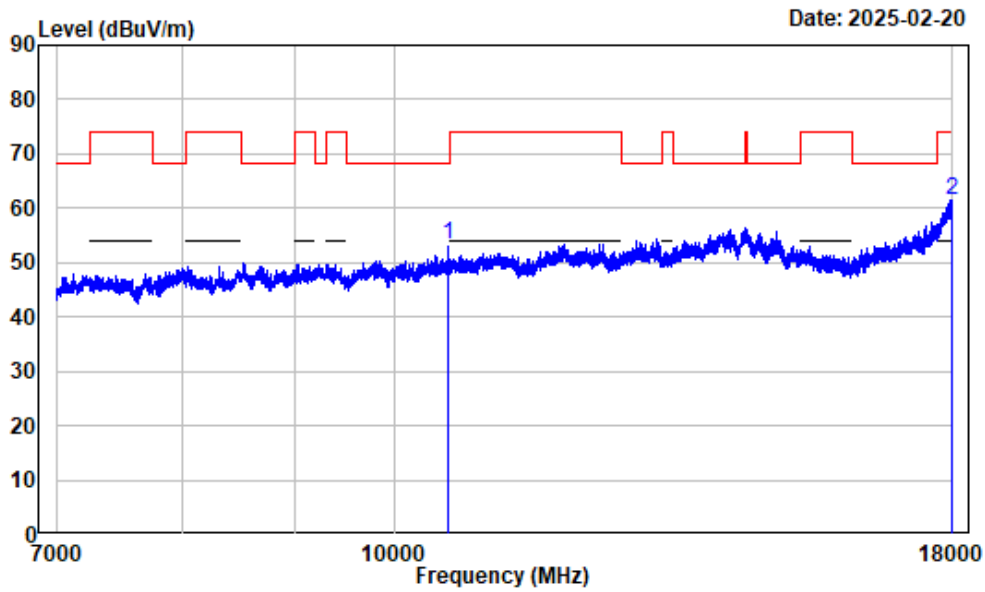
7-18GHz_Horizontal_Average_802.11ac-VHT80_5290MHz



Condition : Horizontal
 Project No. : 2401Z46778E-RF
 Tester : Zenos Qiao
 Spectrum setting: Average reading:RBW:1MHz VBW:3kHz Detector:Peak
 Note : 5GWiFi-Band2-AC80-5290

Freq	Factor	Read		Limit	Over	Remark
		Level	Level	Line	Limit	
MHz	dB/m	dBuV	dBuV/m	dBuV/m	dB	
1 17998.250	13.20	34.77	47.97	54.00	-6.03	Average

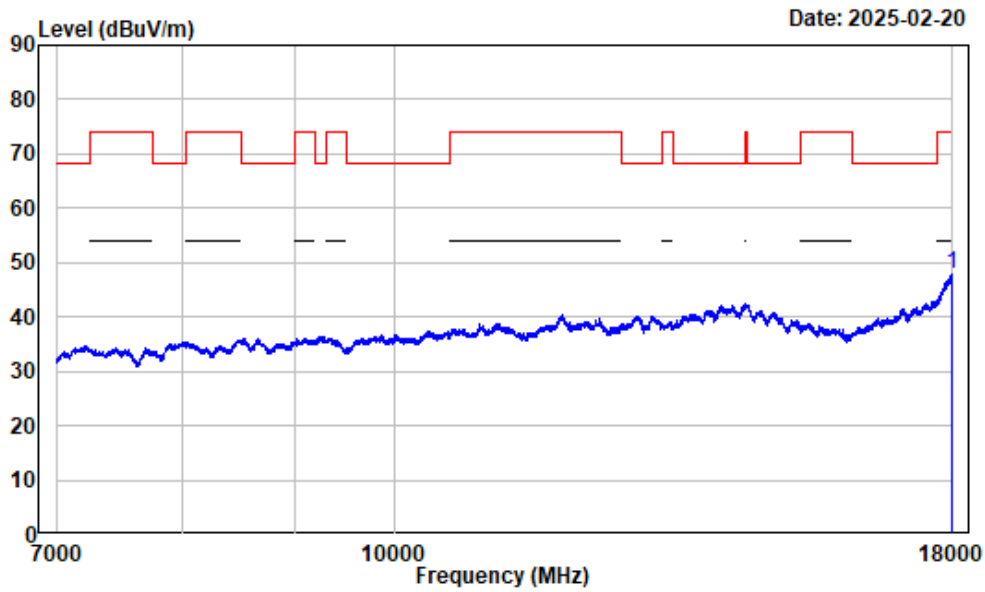
7-18GHz_Vertical_Peak_802.11ac-VHT80_5290MHz



Condition : Vertical
 Project No. : 2401Z46778E-RF
 Tester : Zenos Qiao
 Spectrum setting: Peak reading:RBW:1MHz VBW:3MHz Detector:Peak
 Note : 5GWiFi-Band2-AC80-5290

Peak	Freq	Factor	Read		Limit	Over	Remark
			Level	Level			
	MHz	dB/m	dBuV	dBuV/m	dBuV/m	dB	
1	10580.000	2.18	51.10	53.28	68.20	-14.92	Peak
2	17991.750	13.16	48.45	61.61	74.00	-12.39	Peak

7-18GHz_Vertical_Average_802.11ac-VHT80_5290MHz

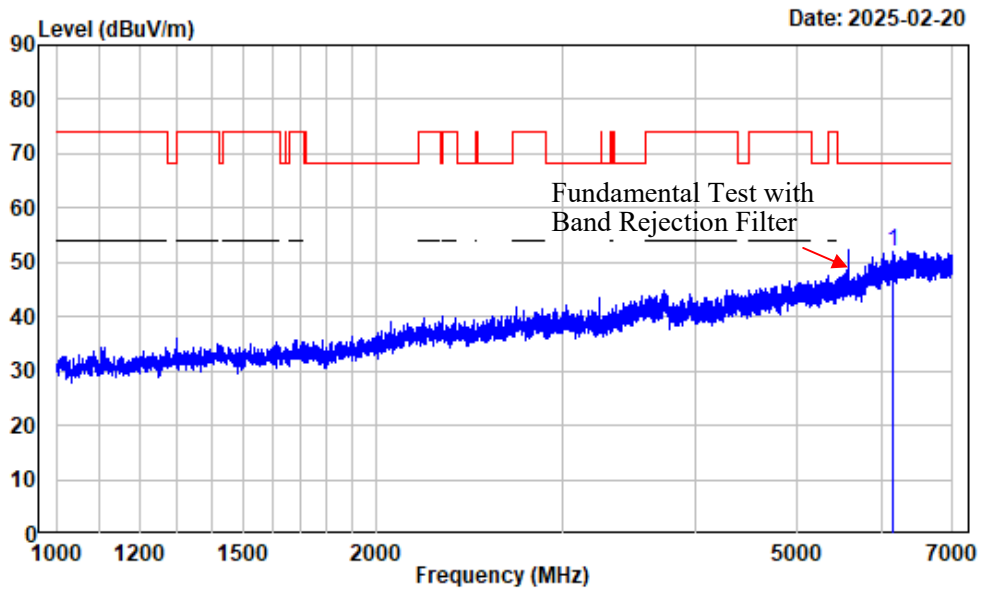


Condition : Vertical
 Project No. : 2401Z46778E-RF
 Tester : Zenos Qiao
 Spectrum setting: Average reading:RBW:1MHz VBW:3kHz Detector:Peak
 Note : 5GWiFi-Band2-AC80-5290

Freq	Factor	Read		Limit	Over	Remark
		Level	Level	Line	Limit	
MHz	dB/m	dBuV	dBuV/m	dBuV/m	dB	
1 17993.130	13.17	34.67	47.84	54.00	-6.16	Average

5470-5725MHz:

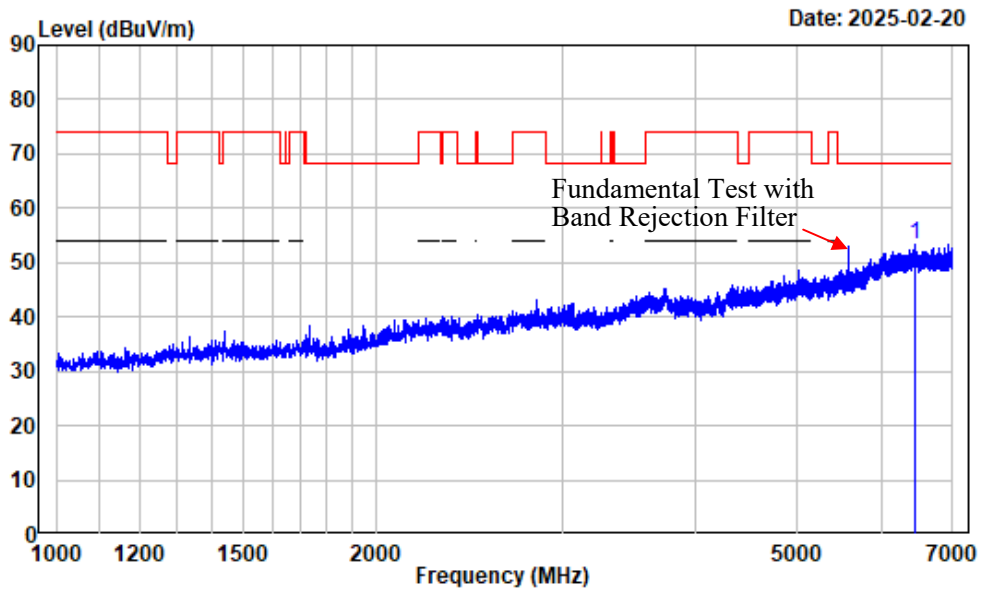
1-7GHz_Horizontal_802.11a_5580MHz



Condition : Horizontal
 Project No. : 2401Z46778E-RF
 Tester : Zenos Qiao
 Spectrum setting: Peak reading:RBW:1MHz VBW:3MHz Detector:Peak
 Note : 5GWiFi-Band3-A-5580

	Freq	Factor	Read		Limit		Over	Remark
			Level	Level	Line	Limit		
	MHz	dB/m	dBuV	dBuV/m	dBuV/m	dB		
1	6156.145	-4.00	56.10	52.10	68.20	-16.10	Peak	

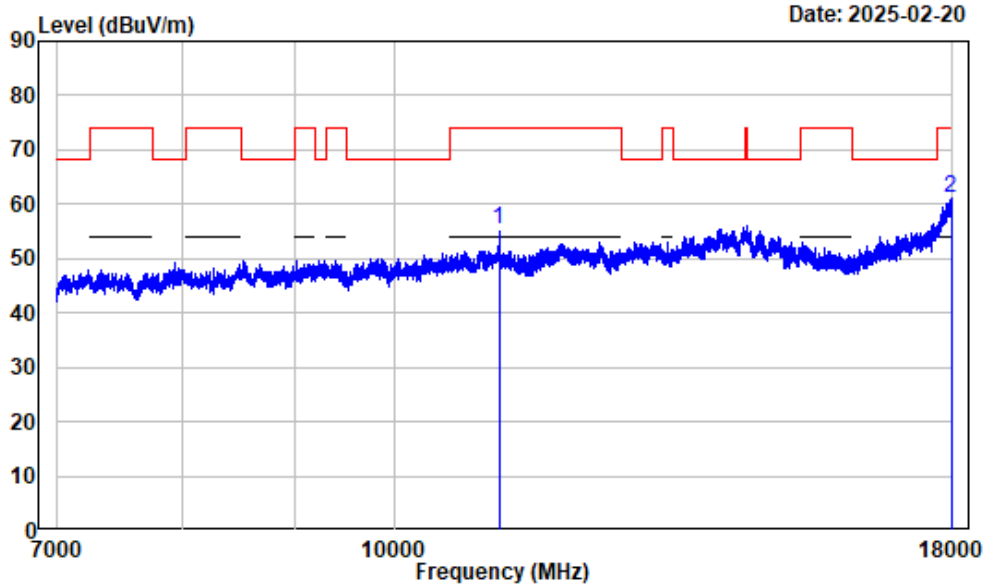
1-7GHz_Vertical_802.11a_5580MHz



Condition : Vertical
 Project No. : 2401Z46778E-RF
 Tester : Zenos Qiao
 Spectrum setting: Peak reading:RBW:1MHz VBW:3MHz Detector:Peak
 Note : 5GWiFi-Band3-A-5580

Peak	Freq	Factor	Read		Limit	Over	Remark
			Level	Level			
	MHz	dB/m	dBuV	dBuV/m	dBuV/m	dB	
1	6450.181	-2.87	56.12	53.25	68.20	-14.95	Peak

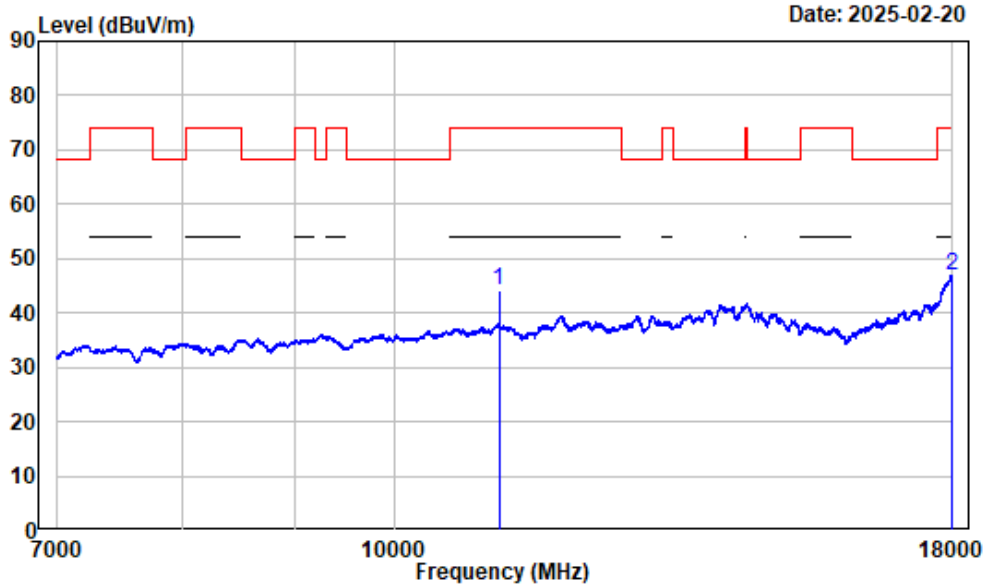
7-18GHz_Horizontal_Peak_802.11a_5580MHz



Condition : Horizontal
 Project No. : 2401Z46778E-RF
 Tester : Zenos Qiao
 Spectrum setting: Peak reading:RBW:1MHz VBW:3MHz Detector:Peak
 Note : 5GWiFi-Band3-A-5580

Freq	Factor	Read		Limit	Over	Remark
		Level	Level			
MHz	dB/m	dBuV	dBuV/m	dBuV/m	dB	
1 11160.000	3.50	51.93	55.43	74.00	-18.57	Peak
2 17973.870	13.08	48.03	61.11	74.00	-12.89	Peak

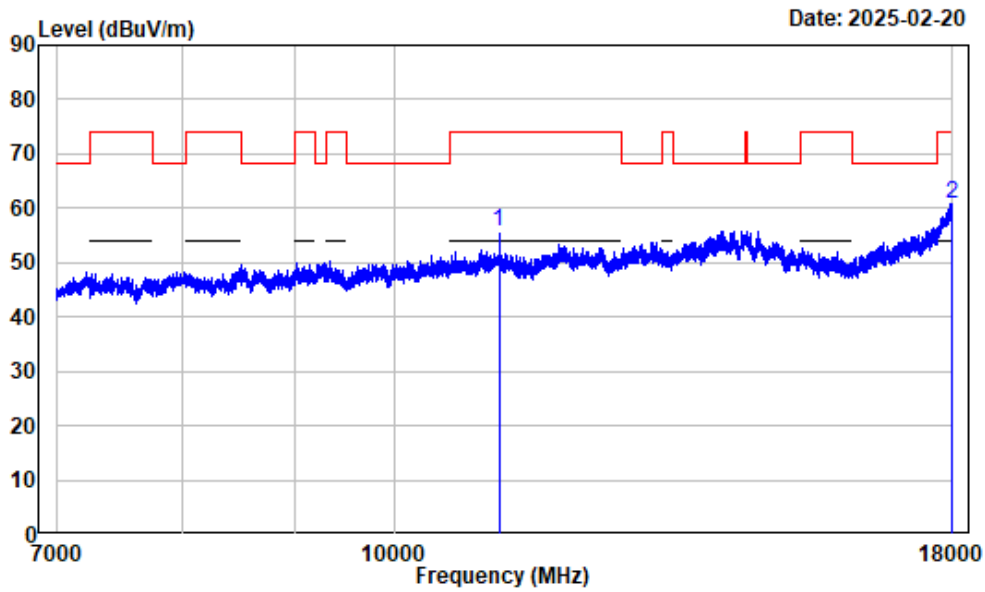
7-18GHz_Horizontal_Average_802.11a_5580MHz



Condition : Horizontal
 Project No. : 2401Z46778E-RF
 Tester : Zenos Qiao
 Spectrum setting: Average reading:RBW:1MHz VBW:1kHz Detector:Peak
 Note : 5GWiFi-Band3-A-5580

Freq	Factor	Read		Limit	Over	Remark
		Level	Level			
MHz	dB/m	dBuV	dBuV/m	dBuV/m	dB	
1 11160.000	3.50	40.53	44.03	54.00	-9.97	Average
2 17997.250	13.19	33.72	46.91	54.00	-7.09	Average

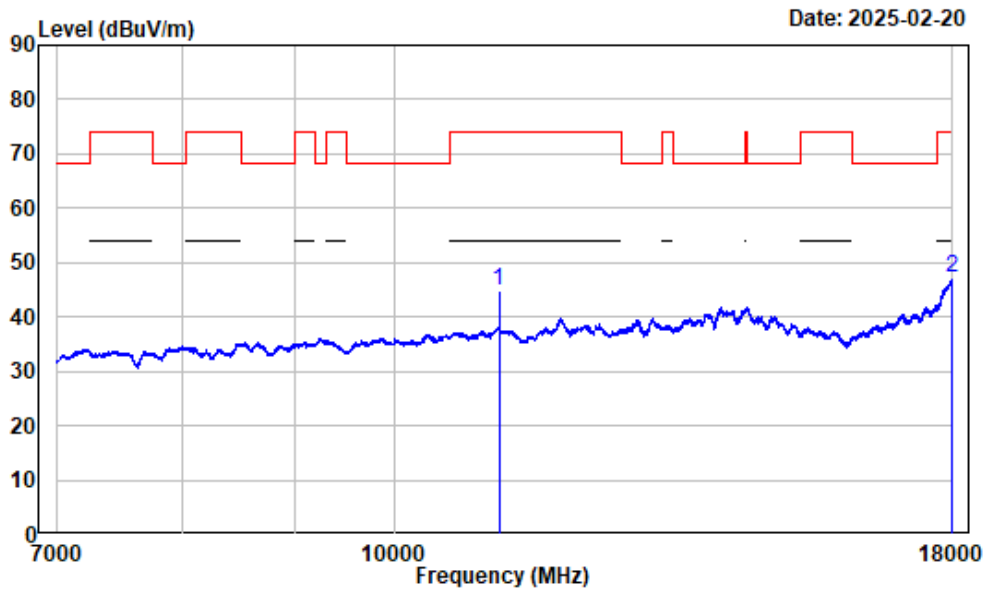
7-18GHz_Verical_Peak_802.11a_5580MHz



Condition : Vertical
 Project No. : 2401Z46778E-RF
 Tester : Zenos Qiao
 Spectrum setting: Peak reading:RBW:1MHz VBW:3MHz Detector:Peak
 Note : 5GWiFi-Band3-A-5580

Freq	Factor	Read		Limit	Over	Remark
		Level	Level	Line	Limit	
MHz	dB/m	dBuV	dBuV/m	dBuV/m	dB	
1 11160.000	3.50	52.19	55.69	74.00	-18.31	Peak
2 17997.250	13.19	47.64	60.83	74.00	-13.17	Peak

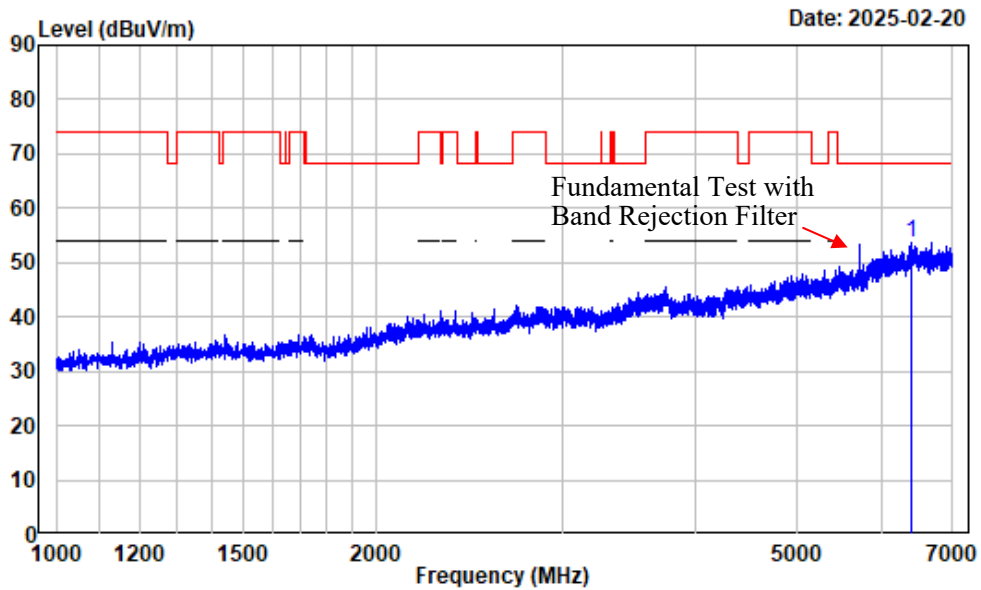
7-18GHz_Vertical_Average_802.11a_5580MHz



Condition : Vertical
 Project No. : 2401Z46778E-RF
 Tester : Zenos Qiao
 Spectrum setting: Average reading:RBW:1MHz VBW:1kHz Detector:Peak
 Note : 5GWiFi-Band3-A-5580

Freq	Factor	Read		Limit	Over	Remark
		Level	Level			
MHz	dB/m	dBuV	dBuV/m	dBuV/m	dB	
1 11160.000	3.50	41.21	44.71	54.00	-9.29	Average
2 17998.630	13.19	33.86	47.05	54.00	-6.95	Average

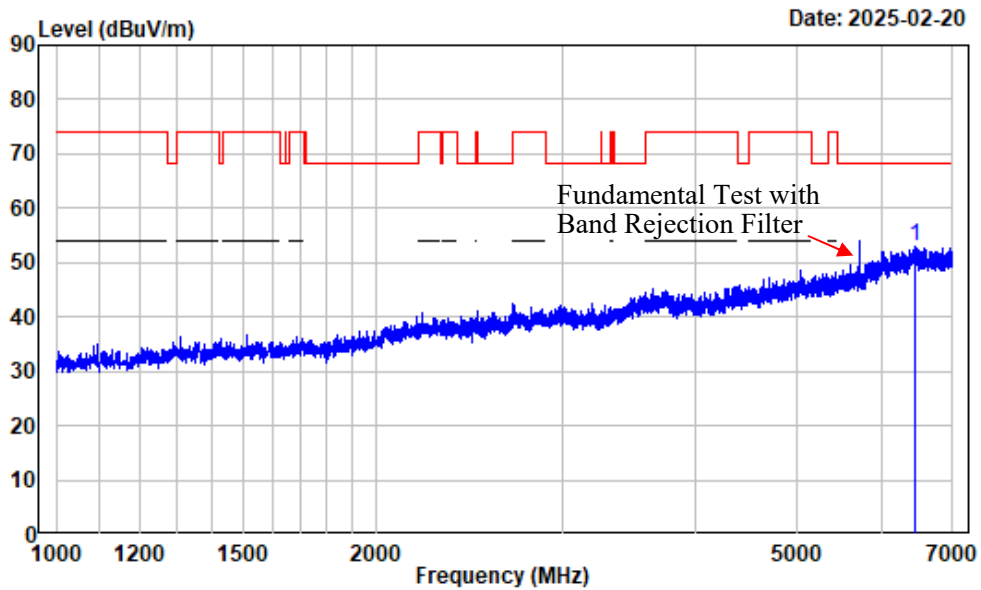
1-7GHz_Horizontal_802.11ac-VHT20_5720MHz



Condition : Horizontal
 Project No. : 2401Z46778E-RF
 Tester : Zenos Qiao
 Spectrum setting: Peak reading:RBW:1MHz VBW:3MHz Detector:Peak
 Note : 5GWiFi-Band3-AC20-5720

	Freq	Factor	Read		Limit	Over	Remark
			Level	Level			
	MHz	dB/m	dBuV	dBuV/m	dBuV/m	dB	
1	6407.426	-2.89	56.63	53.74	68.20	-14.46	Peak

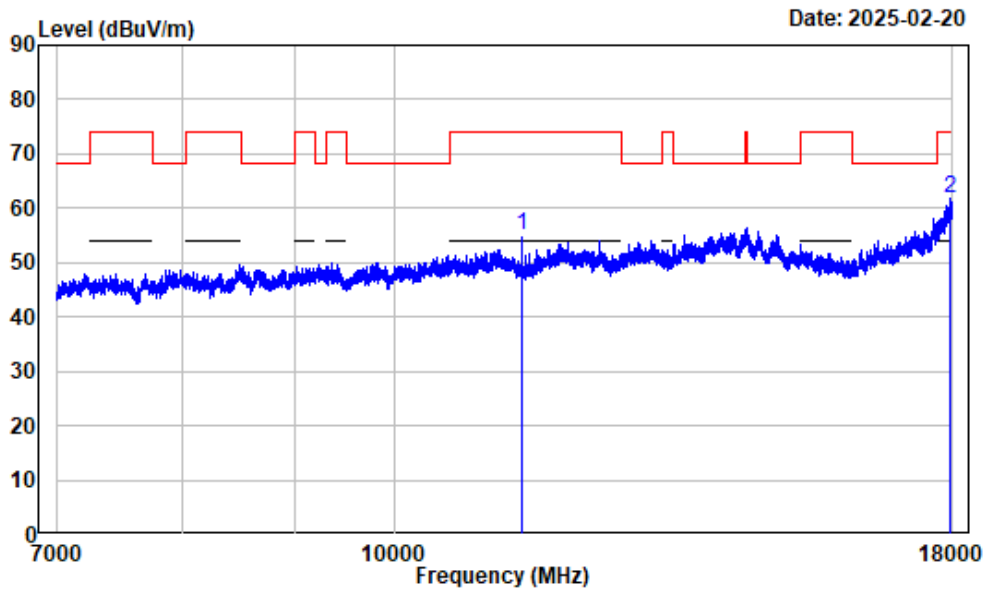
1-7GHz_Vertical_802.11ac-VHT20_5720MHz



Condition : Vertical
 Project No. : 2401Z46778E-RF
 Tester : Zenos Qiao
 Spectrum setting: Peak reading:RBW:1MHz VBW:3MHz Detector:Peak
 Note : 5GWiFi-Band3-AC20-5720

Peak	Freq	Factor	Read		Limit	Over	Remark
			Level	Level			
	MHz	dB/m	dBuV	dBuV/m	dBuV/m	dB	
1	6442.680	-2.88	55.71	52.83	68.20	-15.37	Peak

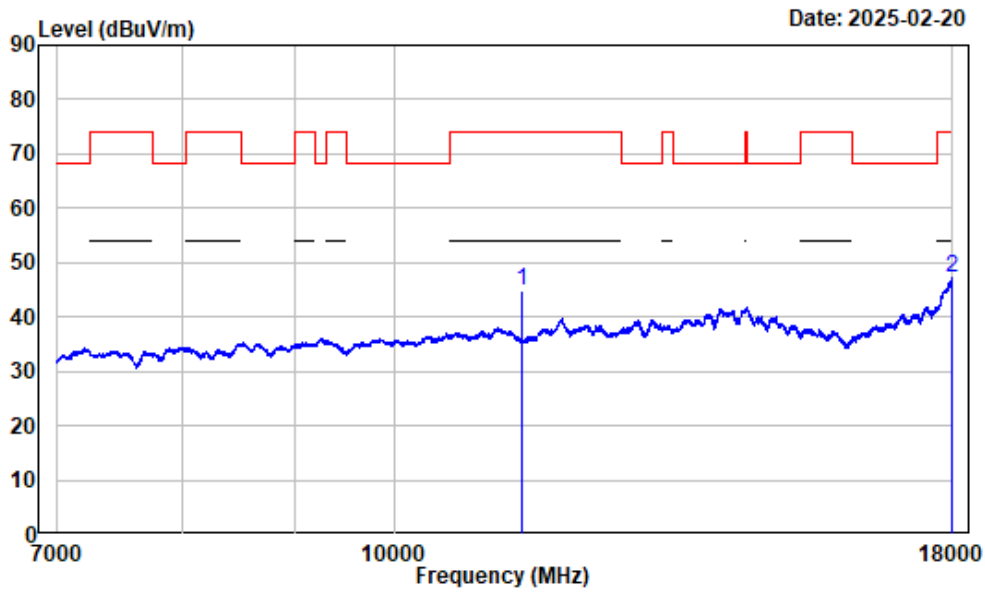
7-18GHz_Horizontal_Peak_802.11ac-VHT20_5720MHz



Condition : Horizontal
 Project No. : 2401Z46778E-RF
 Tester : Zenos Qiao
 Spectrum setting: Peak reading:RBW:1MHz VBW:3MHz Detector:Peak
 Note : 5GWiFi-Band3-AC20-5720

Freq	Factor	Read		Limit	Over	Remark
		Level	Level			
MHz	dB/m	dBuV	dBuV/m	dBuV/m	dB	
1 11440.000	3.32	51.59	54.91	74.00	-19.09	Peak
2 17957.370	12.99	48.95	61.94	74.00	-12.06	Peak

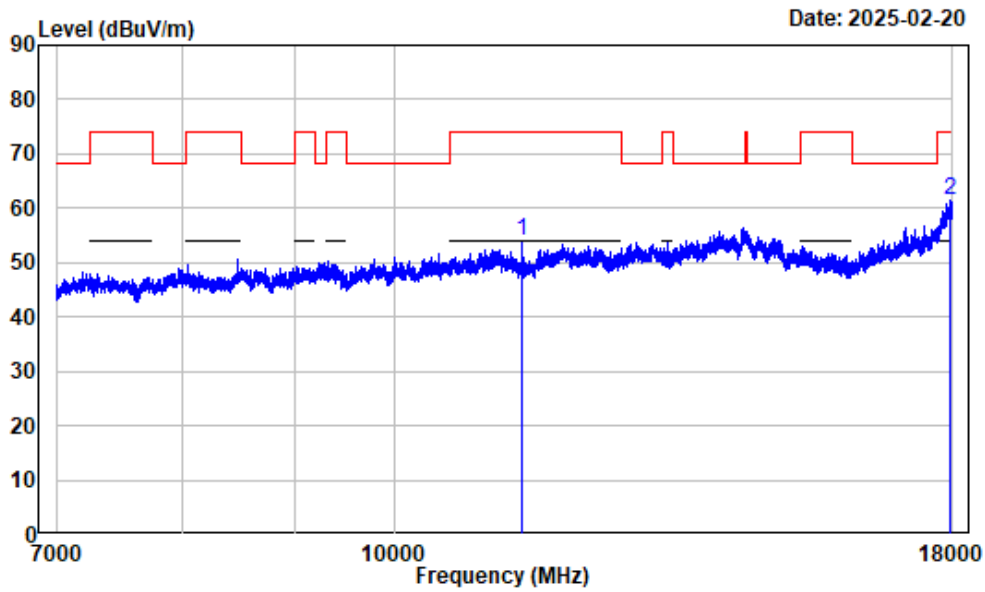
7-18GHz_Horizontal_Average_802.11ac-VHT20_5720MHz



Condition : Horizontal
 Project No. : 2401Z46778E-RF
 Tester : Zenos Qiao
 Spectrum setting: Average reading:RBW:1MHz VBW:1kHz Detector:Peak
 Note : 5GWiFi-Band3-AC20-5720

Freq	Factor	Read		Limit	Over	Remark
		Level	Level	Line	Limit	
MHz	dB/m	dBuV	dBuV/m	dBuV/m	dB	
1 11440.000	3.32	41.49	44.81	54.00	-9.19	Average
2 17997.250	13.19	33.99	47.18	54.00	-6.82	Average

7-18GHz_Vertical_Peak_802.11ac-VHT20_5720MHz

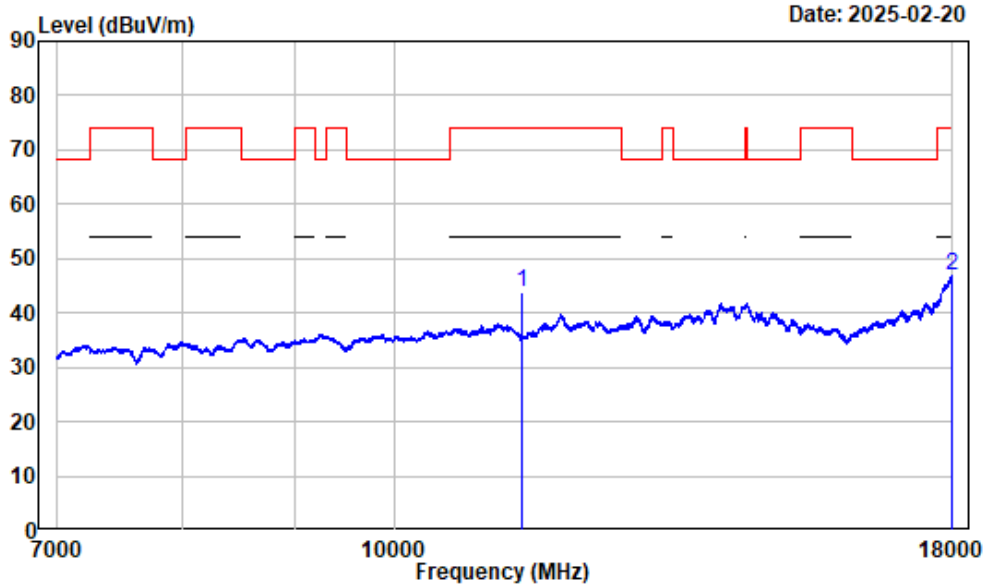


Date: 2025-02-20

Condition : Vertical
 Project No. : 2401Z46778E-RF
 Tester : Zenos Qiao
 Spectrum setting: Peak reading:RBW:1MHz VBW:3MHz Detector:Peak
 Note : 5GWiFi-Band3-AC20-5720

Freq	Factor	Read		Limit	Over	Remark
		Level	Level			
MHz	dB/m	dBuV	dBuV/m	dBuV/m	dB	
1 11440.000	3.32	50.69	54.01	74.00	-19.99	Peak
2 17964.250	13.02	48.49	61.51	74.00	-12.49	Peak

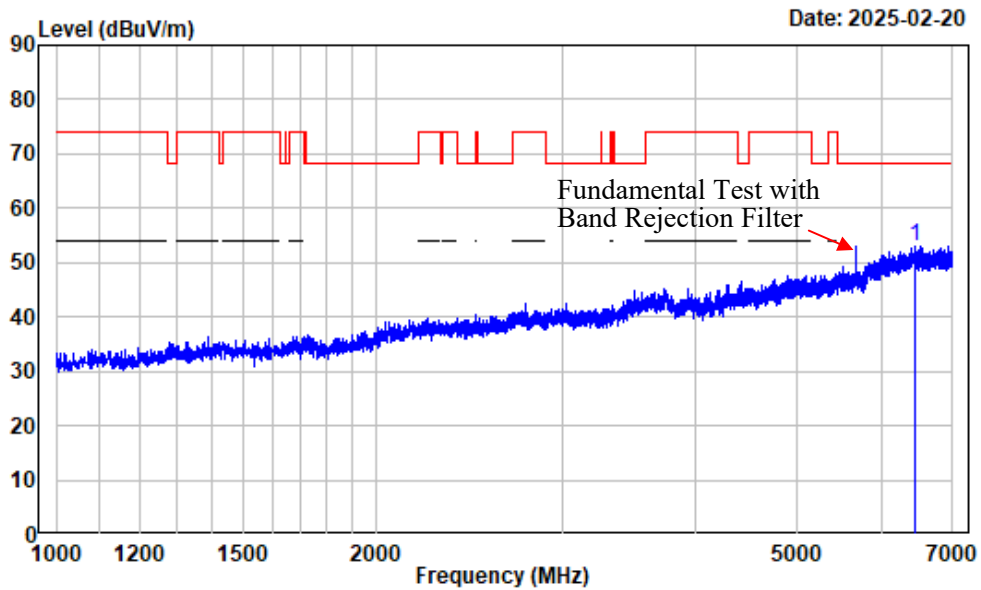
7-18GHz_Vertical_Average_802.11ac-VHT20_5720MHz



Condition : Vertical
 Project No. : 2401Z46778E-RF
 Tester : Zenos Qiao
 Spectrum setting: Average reading:RBW:1MHz VBW:1kHz Detector:Peak
 Note : 5GWiFi-Band3-AC20-5720

Freq	Factor	Read		Limit	Over	Remark
		Level	Level			
MHz	dB/m	dBuV	dBuV/m	dBuV/m	dB	
1 11440.000	3.32	40.58	43.90	54.00	-10.10	Average
2 17998.630	13.19	33.84	47.03	54.00	-6.97	Average

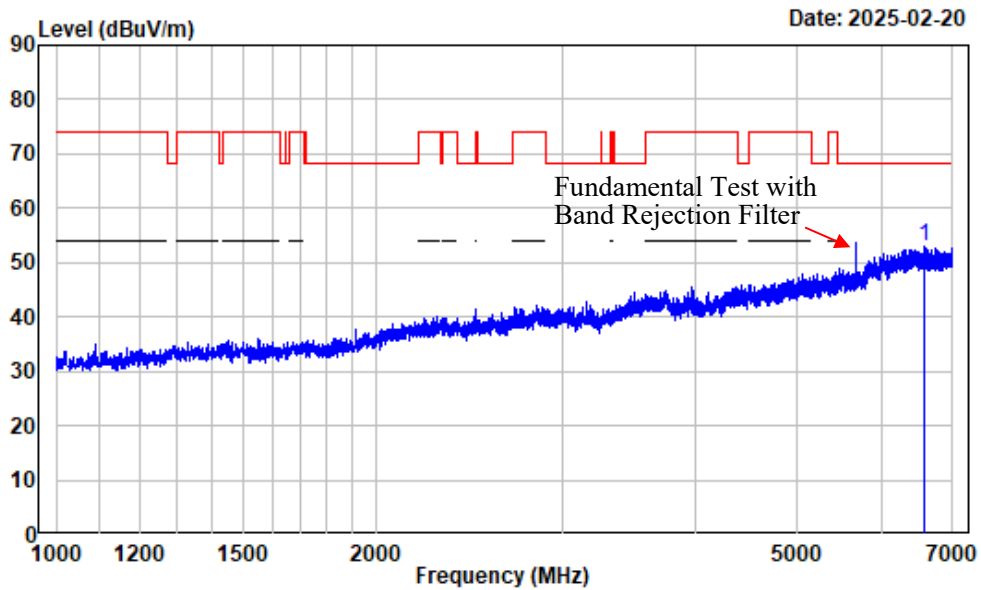
1-7GHz_Horizontal_802.11ac-VHT40_5670MHz



Condition : Horizontal
 Project No. : 2401Z46778E-RF
 Tester : Zenos Qiao
 Spectrum setting: Peak reading:RBW:1MHz VBW:3MHz Detector:Peak
 Note : 5GWiFi-Band3-AC40-5670

	Freq	Factor	Read		Limit	Over	Remark
			Level	Level			
	MHz	dB/m	dBuV	dBuV/m	dBuV/m	dB	
1	6445.681	-2.88	55.94	53.06	68.20	-15.14	Peak

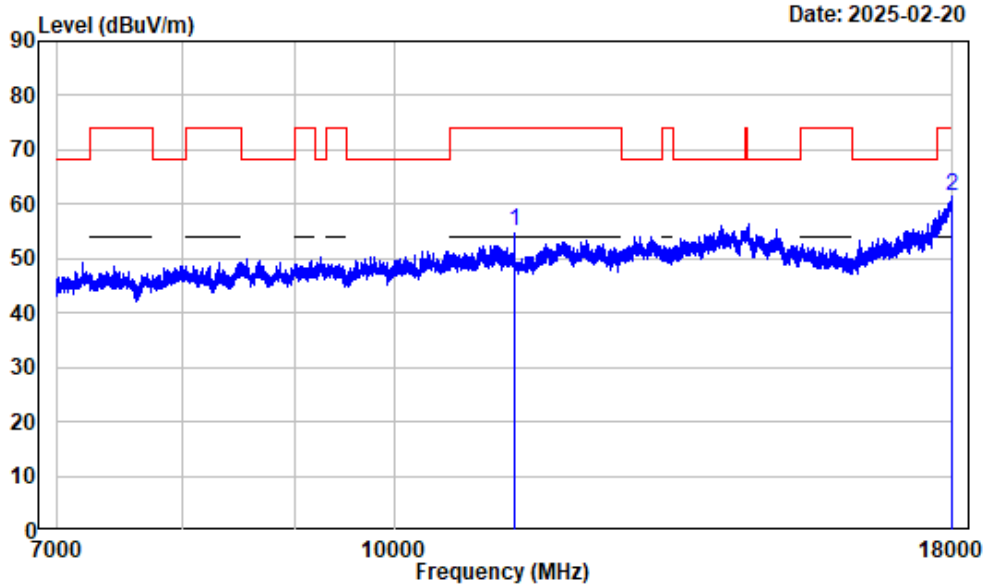
1-7GHz_Vertical_802.11ac-VHT40_5670MHz



Condition : Vertical
 Project No. : 2401Z46778E-RF
 Tester : Zenos Qiao
 Spectrum setting: Peak reading:RBW:1MHz VBW:3MHz Detector:Peak
 Note : 5GWiFi-Band3-AC40-5670

1	Freq	Factor	Read		Limit	Over	Remark
			Level	Level			
	MHz	dB/m	dBuV	dBuV/m	dBuV/m	dB	
	6573.947	-3.08	56.18	53.10	68.20	-15.10	Peak

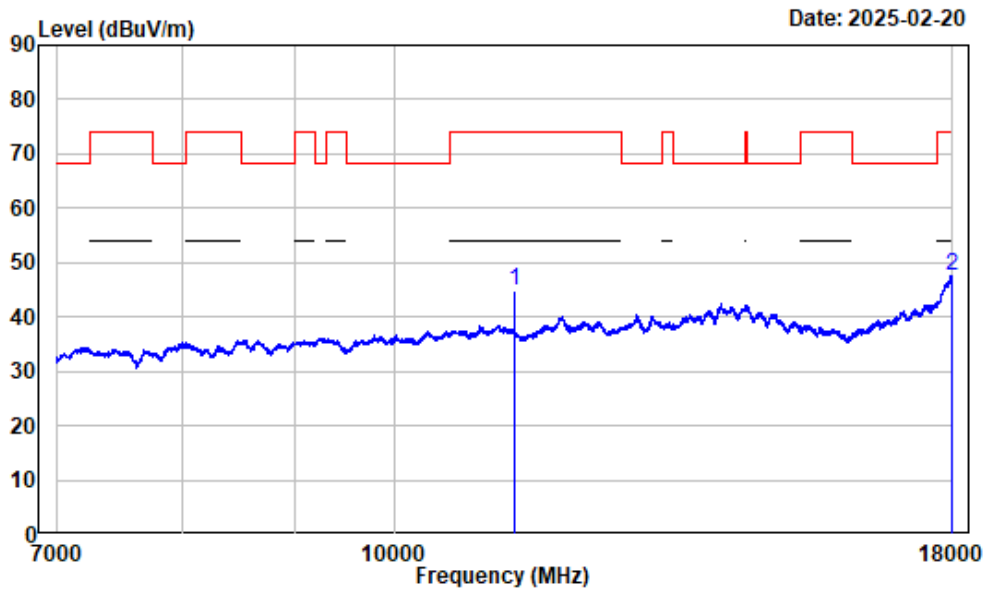
7-18GHz_Horizontal_Peak_802.11ac-VHT40_5670MHz



Condition : Horizontal
 Project No. : 2401Z46778E-RF
 Tester : Zenos Qiao
 Spectrum setting: Peak reading:RBW:1MHz VBW:3MHz Detector:Peak
 Note : 5GWiFi-Band3-AC40-5670

Freq	Factor	Read		Limit	Over	Remark
		Level	Level	Line	Limit	
MHz	dB/m	dBuV	dBuV/m	dBuV/m	dB	
1 11340.000	3.46	51.51	54.97	74.00	-19.03	Peak
2 17994.500	13.17	48.38	61.55	74.00	-12.45	Peak

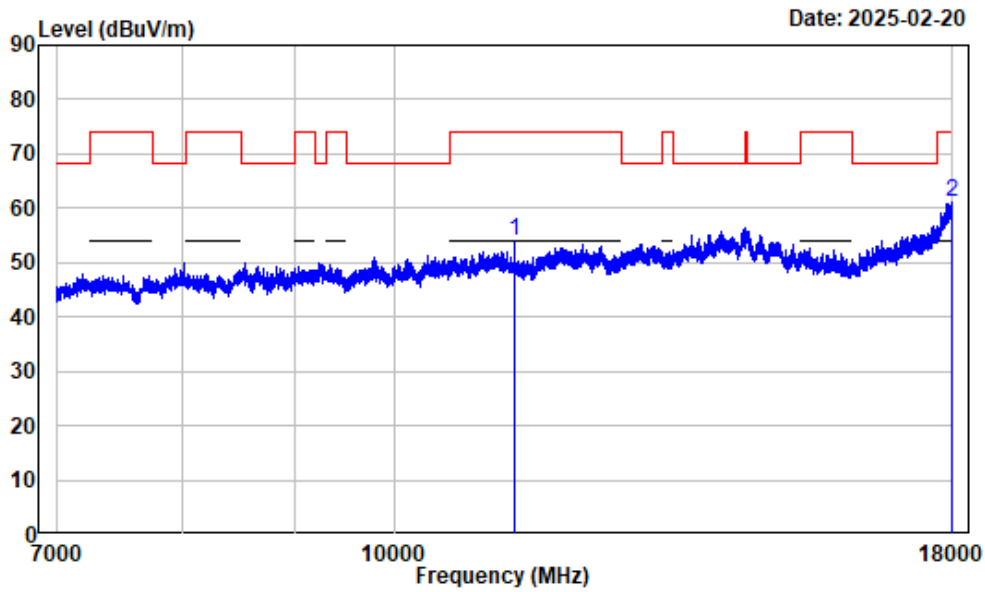
7-18GHz_Horizontal_Average_802.11ac-VHT40_5670MHz



Condition : Horizontal
 Project No. : 2401Z46778E-RF
 Tester : Zenos Qiao
 Spectrum setting: Average reading:RBW:1MHz VBW:2kHz Detector:Peak
 Note : 5GWiFi-Band3-AC40-5670

Freq	Factor	Read		Limit	Over	Remark
		Level	Level	Line	Limit	
MHz	dB/m	dBuV	dBuV/m	dBuV/m	dB	
1 11340.000	3.46	41.24	44.70	54.00	-9.30	Average
2 17997.250	13.19	34.29	47.48	54.00	-6.52	Average

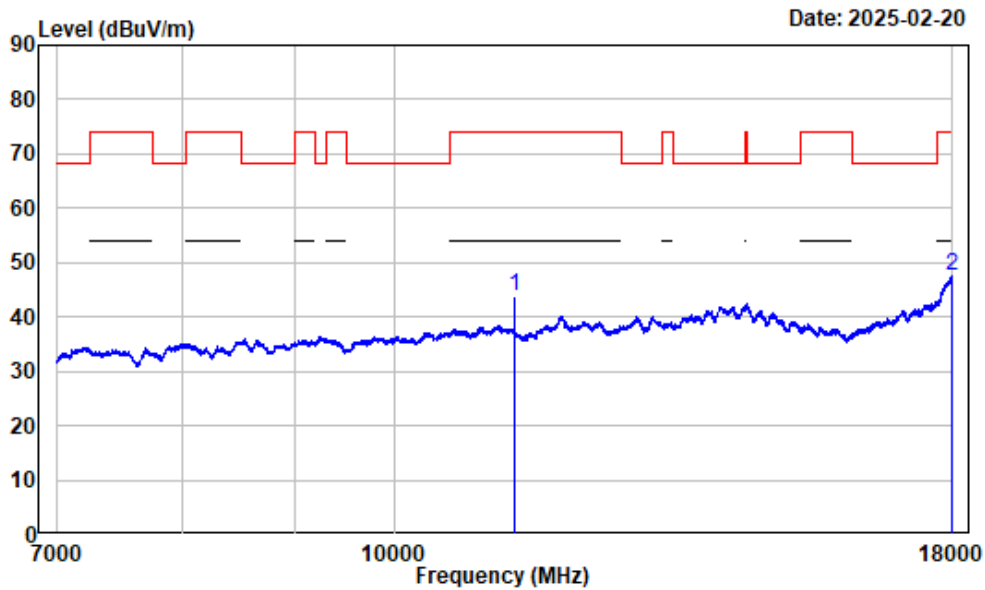
7-18GHz_Veritical_Peak_802.11ac-VHT40_5670MHz



Condition : Vertical
 Project No. : 2401Z46778E-RF
 Tester : Zenos Qiao
 Spectrum setting: Peak reading:RBW:1MHz VBW:3MHz Detector:Peak
 Note : 5GWiFi-Band3-AC40-5670

Peak	Freq	Factor	Read		Limit	Over	Remark
			Level	Level			
	MHz	dB/m	dBuV	dBuV/m	dBuV/m	dB	
1	11340.000	3.46	50.70	54.16	74.00	-19.84	Peak
2	17998.630	13.19	47.97	61.16	74.00	-12.84	Peak

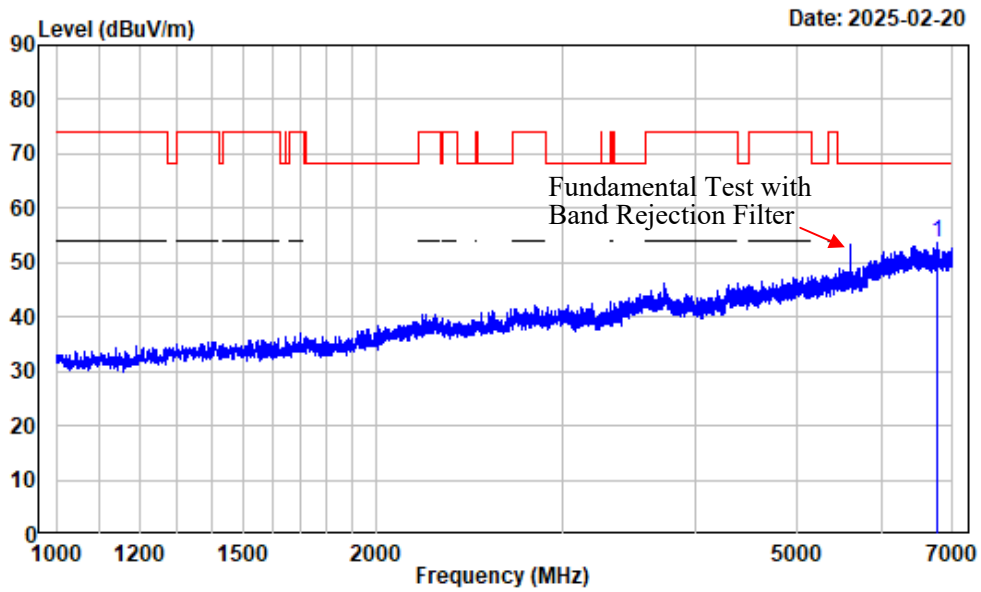
7-18GHz_Vertical_Average_802.11ac-VHT40_5670MHz



Condition : Vertical
 Project No. : 2401Z46778E-RF
 Tester : Zenos Qiao
 Spectrum setting: Average reading:RBW:1MHz VBW:2kHz Detector:Peak
 Note : 5GWiFi-Band3-AC40-5670

Freq	Factor	Read		Limit	Over	Remark
		Level	Level			
MHz	dB/m	dBuV	dBuV/m	dBuV/m	dB	
1 11340.000	3.46	40.31	43.77	54.00	-10.23	Average
2 17994.500	13.17	34.21	47.38	54.00	-6.62	Average

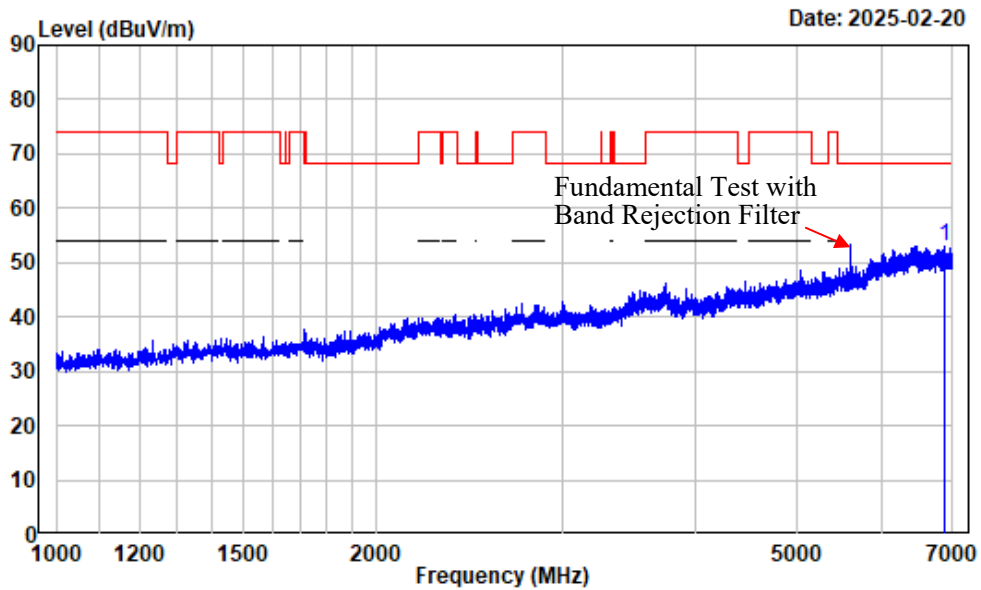
1-7GHz_Horizontal_802.11ac-VHT80_5610MHz



Condition : Horizontal
 Project No. : 2401Z46778E-RF
 Tester : Zenos Qiao
 Spectrum setting: Peak reading:RBW:1MHz VBW:3MHz Detector:Peak
 Note : 5GWiFi-Band3-AC80-5610

	Freq	Factor	Read		Limit	Over	Remark
			Level	Level			
	MHz	dB/m	dBuV	dBuV/m	dBuV/m	dB	
1	6777.222	-3.29	56.87	53.58	68.20	-14.62	Peak

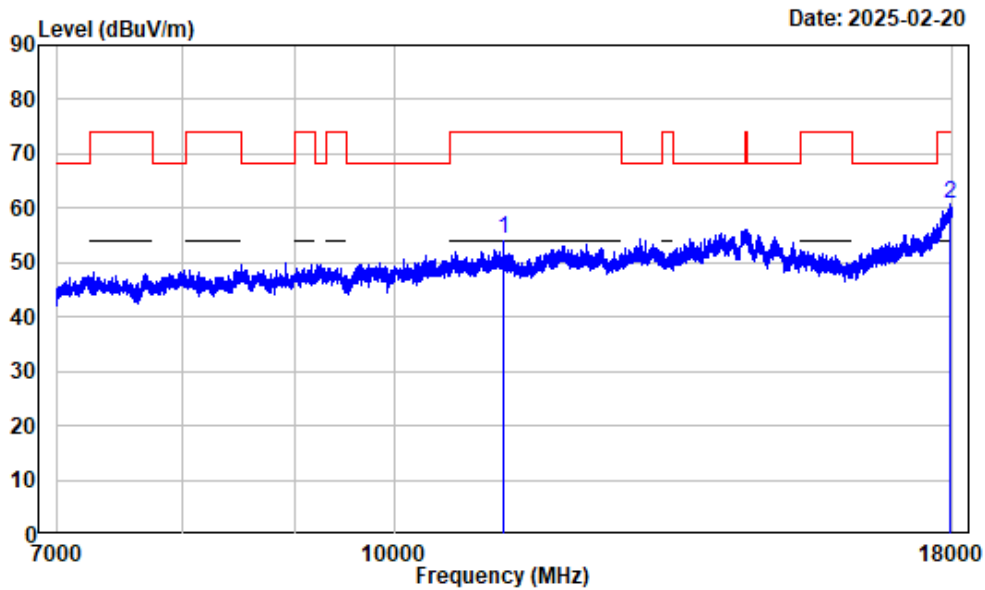
1-7GHz_Vertical_802.11ac-VHT80_5610MHz



Condition : Vertical
 Project No. : 2401Z46778E-RF
 Tester : Zenos Qiao
 Spectrum setting: Peak reading:RBW:1MHz VBW:3MHz Detector:Peak
 Note : 5GWiFi-Band3-AC80-5610

1	MHz	Factor	Read		Limit	Over	Remark
			Level	Level			
	6878.485	-3.11	56.23	53.12	68.20	-15.08	Peak

7-18GHz_Horizontal_Peak_802.11ac-VHT80_5610MHz

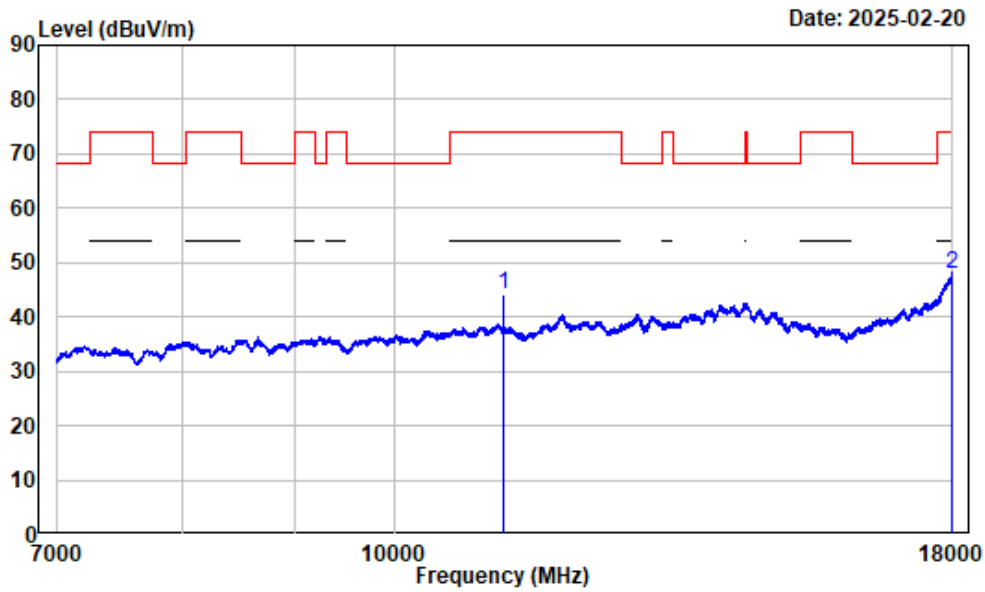


Date: 2025-02-20

Condition : Horizontal
 Project No. : 2401Z46778E-RF
 Tester : Zenos Qiao
 Spectrum setting: Peak reading:RBW:1MHz VBW:3MHz Detector:Peak
 Note : 5GWiFi-Band3-AC80-5610

Freq	Factor	Read		Limit	Over	Remark
		Level	Level			
MHz	dB/m	dBuV	dBuV/m	dBuV/m	dB	
1	11220.000	3.60	50.85	54.45	74.00	-19.55 Peak
2	17951.870	12.96	47.70	60.66	74.00	-13.34 Peak

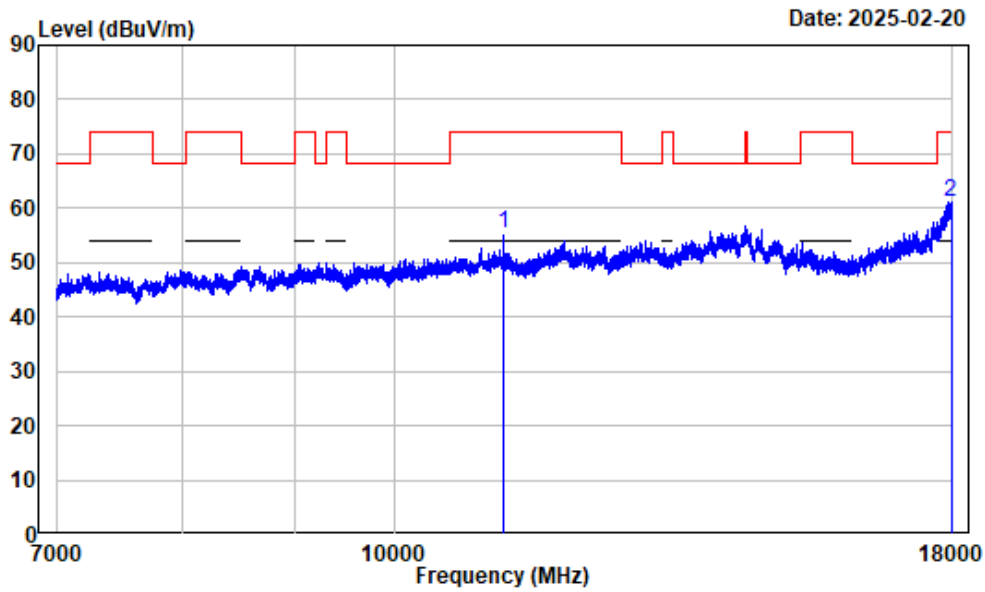
7-18GHz_Horizontal_Average_802.11ac-VHT80_5610MHz



Condition : Horizontal
 Project No. : 2401Z46778E-RF
 Tester : Zenos Qiao
 Spectrum setting: Average reading:RBW:1MHz VBW:3kHz Detector:Peak
 Note : 5GWiFi-Band3-AC80-5610

Freq	Factor	Read		Limit	Over	Remark
		Level	Level	Line	Limit	
MHz	dB/m	dBuV	dBuV/m	dBuV/m	dB	
1 11220.000	3.60	40.45	44.05	54.00	-9.95	Average
2 17997.250	13.19	34.58	47.77	54.00	-6.23	Average

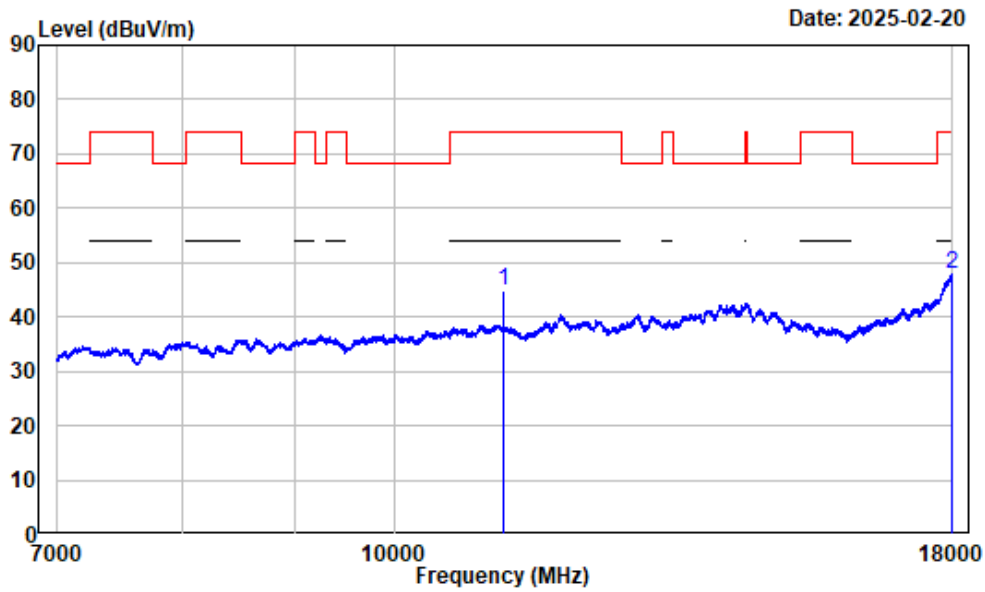
7-18GHz_Vetical_Peak_802.11ac-VHT80_5610MHz



Condition : Vertical
 Project No. : 2401Z46778E-RF
 Tester : Zenos Qiao
 Spectrum setting: Peak reading:RBW:1MHz VBW:3MHz Detector:Peak
 Note : 5GWiFi-Band3-AC80-5610

Freq	Factor	Read		Limit	Over	Remark
		Level	Level			
MHz	dB/m	dBuV	dBuV/m	dBuV/m	dB	
1 11220.000	3.60	51.72	55.32	74.00	-18.68	Peak
2 17972.500	13.07	48.20	61.27	74.00	-12.73	Peak

7-18GHz_Vertical_Average_802.11ac-VHT80_5610MHz



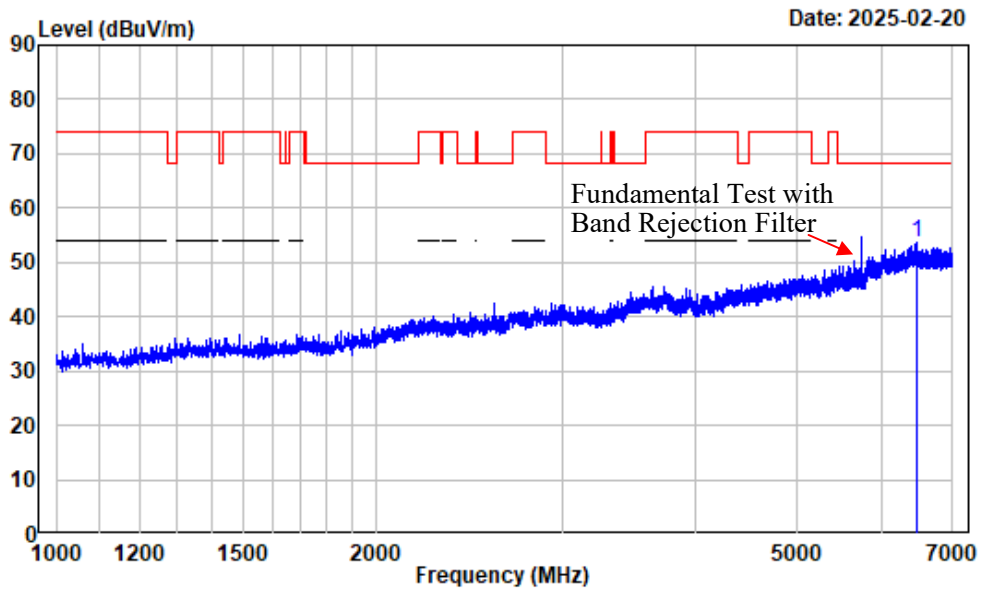
Date: 2025-02-20

Condition : Vertical
 Project No. : 2401Z46778E-RF
 Tester : Zenos Qiao
 Spectrum setting: Average reading:RBW:1MHz VBW:3kHz Detector:Peak
 Note : 5GWiFi-Band3-AC80-5610

Freq	Factor	Read		Limit	Over	Remark
		Level	Level			
MHz	dB/m	dBuV	dBuV/m	dBuV/m	dB	
1 11220.000	3.60	41.20	44.80	54.00	-9.20	Average
2 17997.250	13.19	34.70	47.89	54.00	-6.11	Average

5725-5850MHz

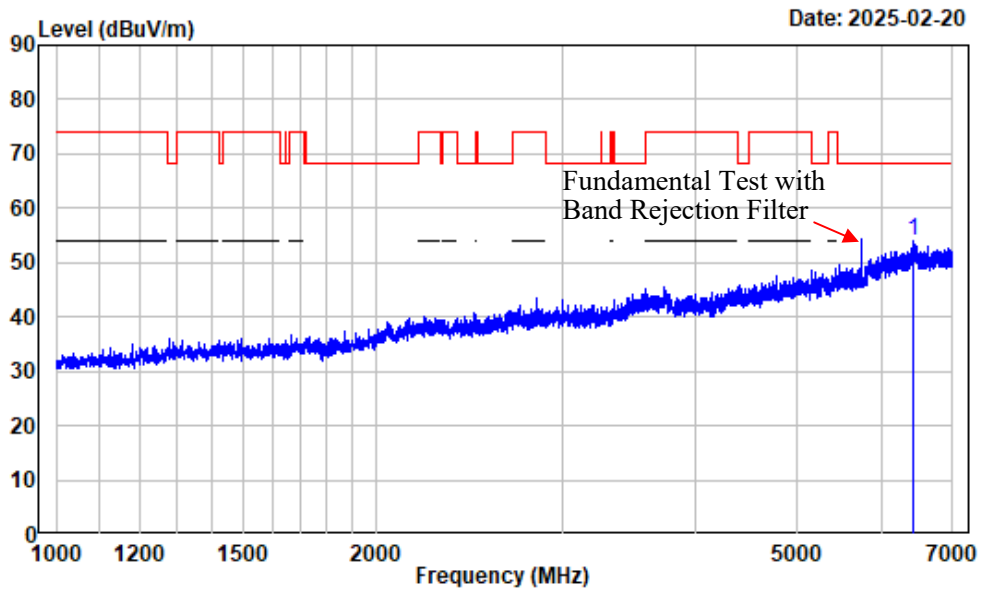
1-7GHz_Horizontal_802.11a_5745MHz



Condition : Horizontal
 Project No. : 2401Z46778E-RF
 Tester : Zenos Qiao
 Spectrum setting: Peak reading:RBW:1MHz VBW:3MHz Detector:Peak
 Note : 5GWiFi-Band4-A-5745

	Freq	Factor	Read		Limit		Over	Remark
			Level	Level	Line	Limit		
	MHz	dB/m	dBuV	dBuV/m	dBuV/m	dB		
1	6480.935	-2.92	56.58	53.66	68.20	-14.54	Peak	

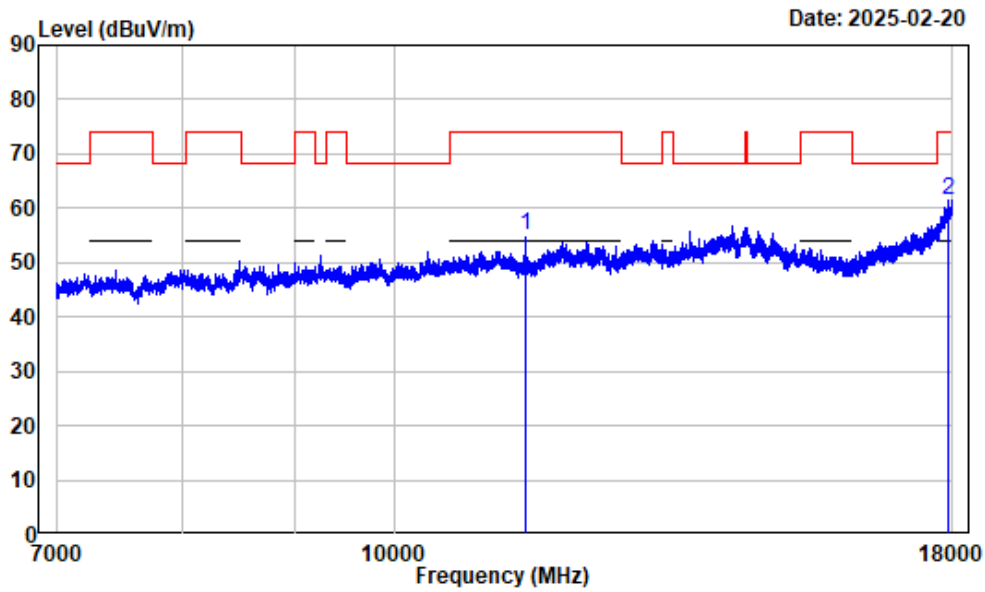
1-7GHz_Vertical_802.11a_5745MHz



Condition : Vertical
 Project No. : 2401Z46778E-RF
 Tester : Zenos Qiao
 Spectrum setting: Peak reading:RBW:1MHz VBW:3MHz Detector:Peak
 Note : 5GWiFi-Band4-A-5745

Peak	Freq	Factor	Read		Limit	Over	Remark
			Level	Level			
	MHz	dB/m	dBuV	dBuV/m	dBuV/m	dB	
1	6440.430	-2.87	56.89	54.02	68.20	-14.18	Peak

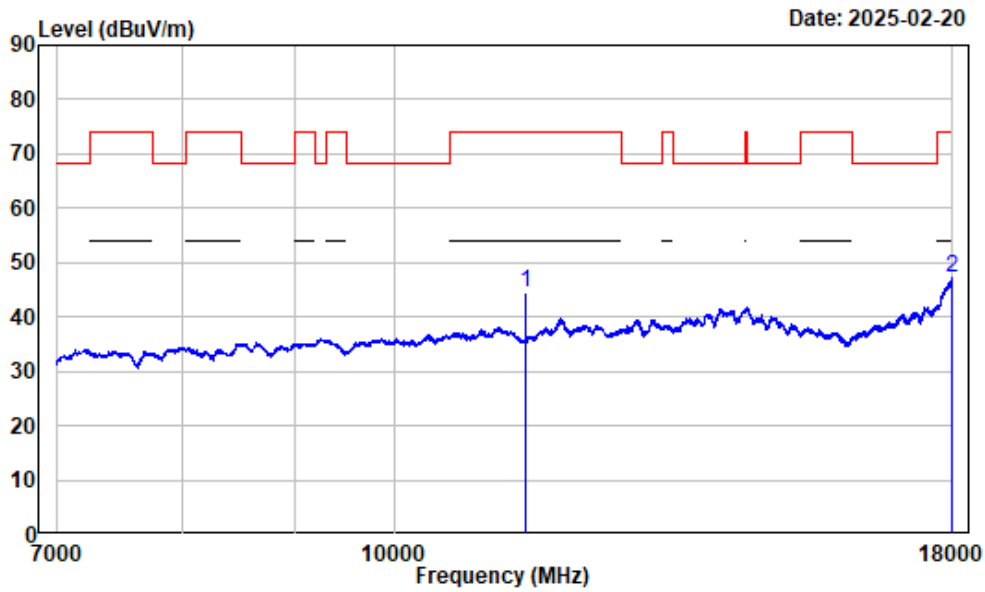
7-18GHz_Horizontal_Peak_802.11a_5745MHz



Condition : Horizontal
 Project No. : 2401Z46778E-RF
 Tester : Zenos Qiao
 Spectrum setting: Peak reading:RBW:1MHz VBW:3MHz Detector:Peak
 Note : 5GWiFi-Band4-A-5745

	Freq	Factor	Read		Limit	Over	Remark
			Level	Level			
	MHz	dB/m	dBuV	dBuV/m	dBuV/m	dB	
1	11490.000	3.54	51.33	54.87	74.00	-19.13	Peak
2	17931.240	12.86	48.70	61.56	74.00	-12.44	Peak

7-18GHz_Horizontal_Average_802.11a_5745MHz

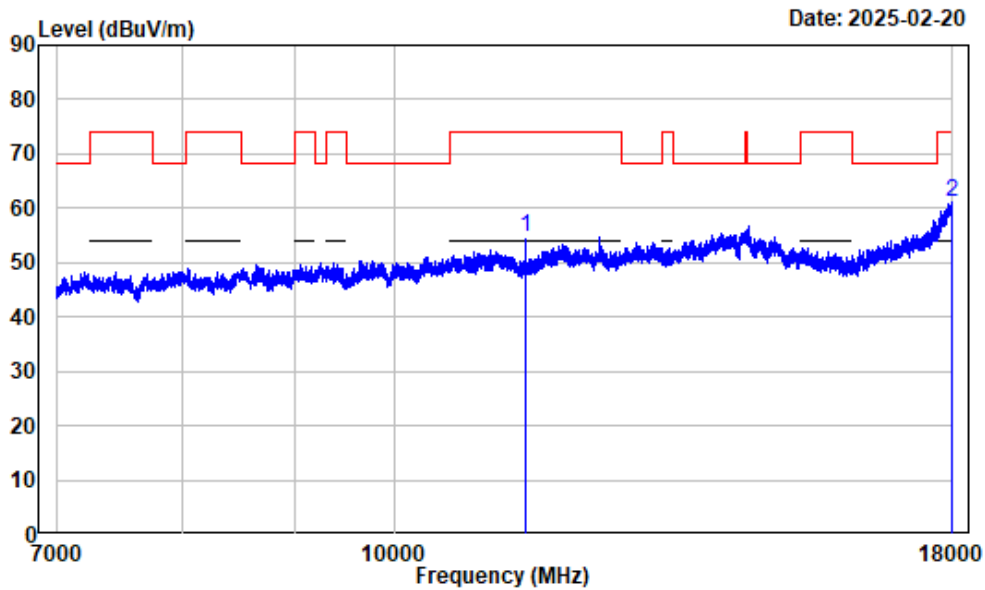


Date: 2025-02-20

Condition : Horizontal
 Project No. : 2401Z46778E-RF
 Tester : Zenos Qiao
 Spectrum setting: Average reading:RBW:1MHz VBW:1kHz Detector:Peak
 Note : 5GWiFi-Band4-A-5745

Freq	Factor	Read		Limit	Over	Remark
		Level	Level			
MHz	dB/m	dBuV	dBuV/m	dBuV/m	dB	
1	11490.000	3.54	40.80	44.34	54.00	-9.66 Average
2	17994.500	13.17	33.94	47.11	54.00	-6.89 Average

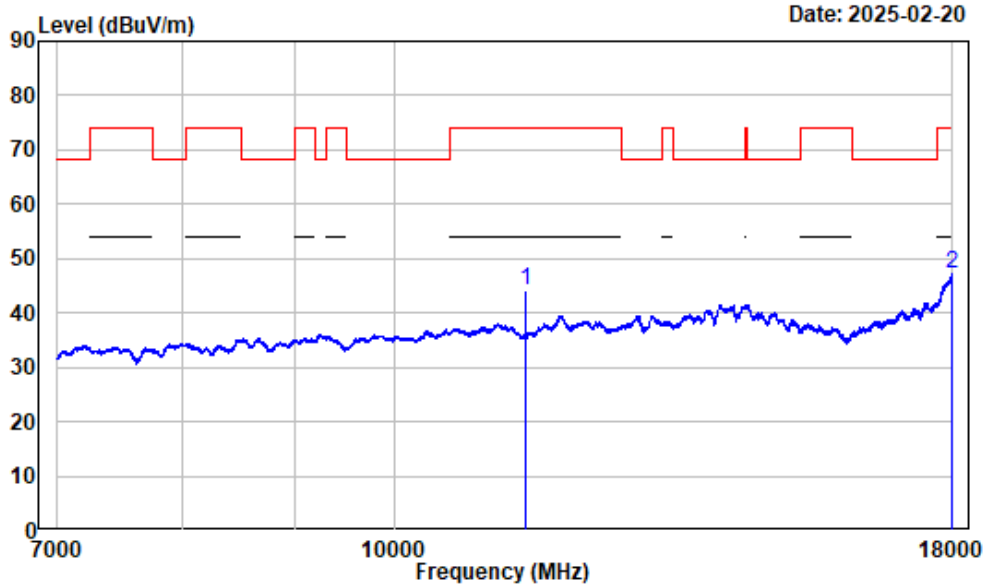
7-18GHz_Verical_Peak_802.11a_5745MHz



Condition : Vertical
 Project No. : 2401Z46778E-RF
 Tester : Zenos Qiao
 Spectrum setting: Peak reading:RBW:1MHz VBW:3MHz Detector:Peak
 Note : 5GWiFi-Band4-A-5745

Freq	Factor	Read		Limit	Over	Remark
		Level	Level			
MHz	dB/m	dBuV	dBuV/m	dBuV/m	dB	
1 11490.000	3.54	51.21	54.75	74.00	-19.25	Peak
2 17998.630	13.19	48.10	61.29	74.00	-12.71	Peak

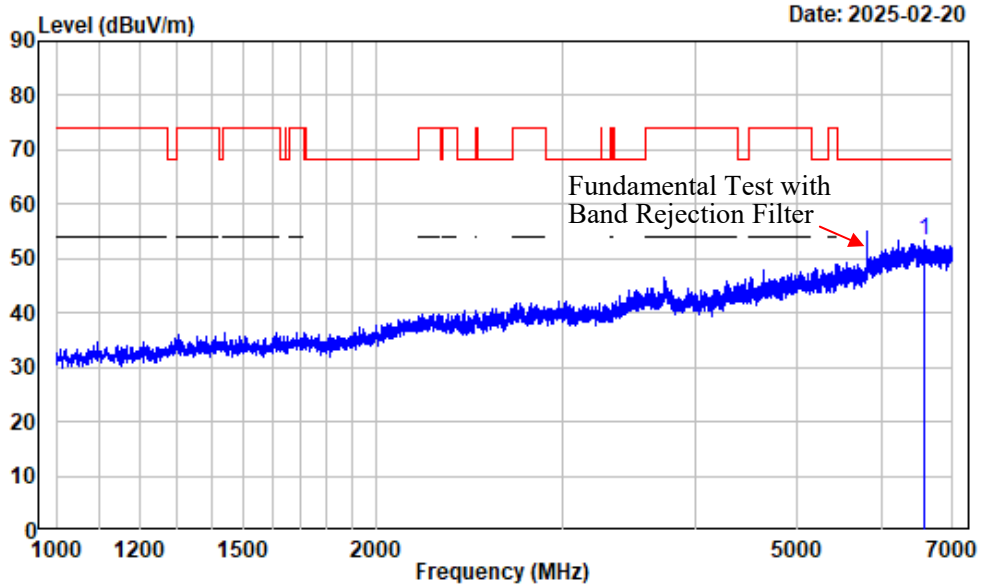
7-18GHz_Vertical_Average_802.11a_5745MHz



Condition : Vertical
 Project No. : 2401Z46778E-RF
 Tester : Zenos Qiao
 Spectrum setting: Average reading:RBW:1MHz VBW:1kHz Detector:Peak
 Note : 5GWiFi-Band4-A-5745

Freq	Factor	Read		Limit	Over	Remark
		Level	Level			
MHz	dB/m	dBuV	dBuV/m	dBuV/m	dB	
1 11490.000	3.54	40.72	44.26	54.00	-9.74	Average
2 17995.880	13.18	33.86	47.04	54.00	-6.96	Average

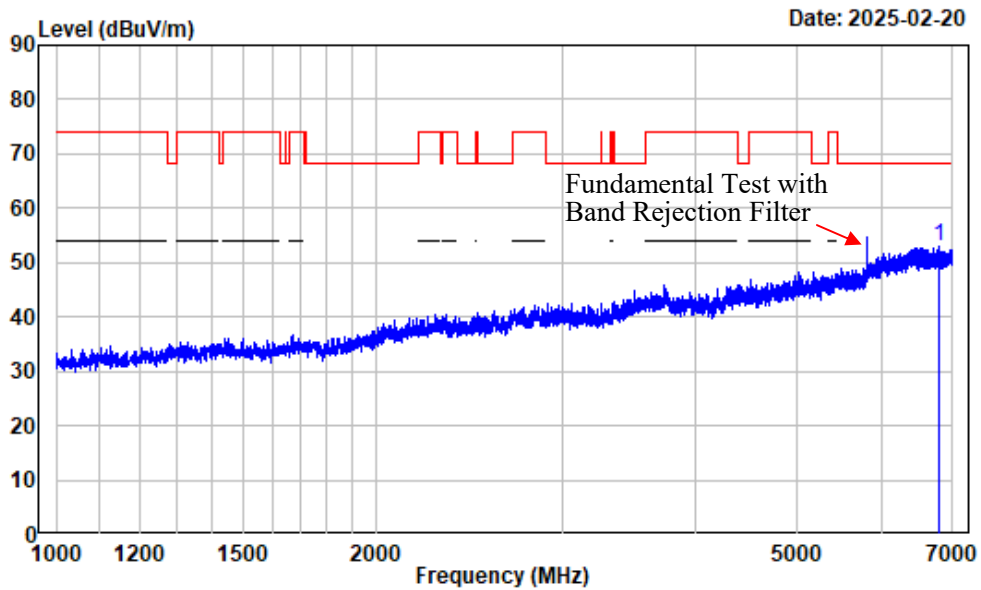
1-7GHz_Horizontal_802.11ac-VHT20_5745MHz



Condition : Horizontal
 Project No. : 2401Z46778E-RF
 Tester : Zenos Qiao
 Spectrum setting: Peak reading:RBW:1MHz VBW:3MHz Detector:Peak
 Note : 5GWiFi-Band4-AC20-5825

Freq	Factor	Read		Limit	Over	Remark
		Level	Level			
MHz	dB/m	dBuV	dBuV/m	dBuV/m	dB	
1 6573.197	-3.08	56.39	53.31	68.20	-14.89	Peak

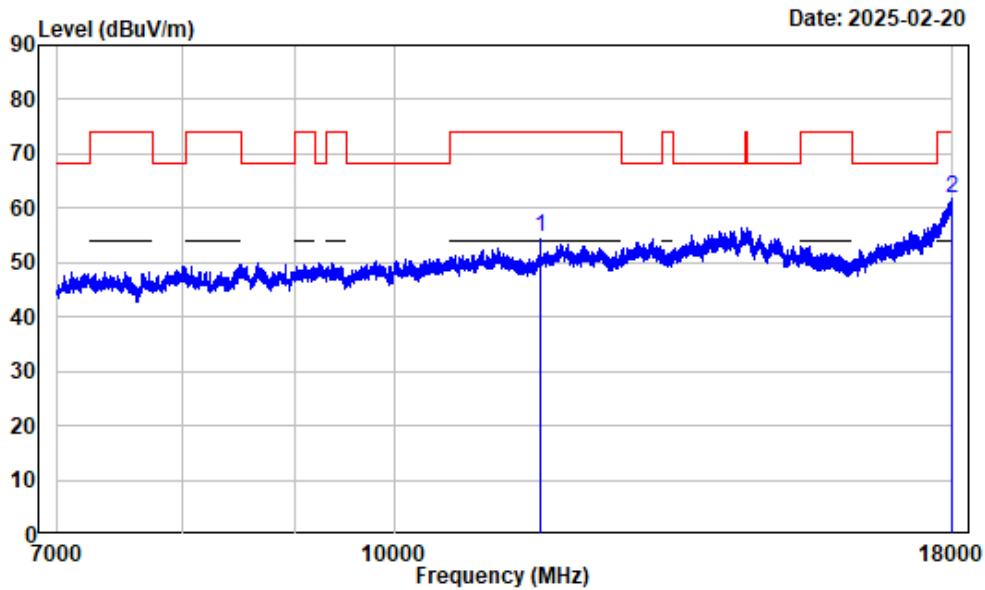
1-7GHz_Vertical_802.11ac-VHT20_5745MHz



Condition : Vertical
 Project No. : 2401Z46778E-RF
 Tester : Zenos Qiao
 Spectrum setting: Peak reading:RBW:1MHz VBW:3MHz Detector:Peak
 Note : 5GWiFi-Band4-AC20-5825

Peak	Freq	Factor	Read		Limit		Over	Remark
			Level	Level	Line	Limit		
	MHz	dB/m	dBuV	dBuV/m	dBuV/m	dB		
1	6792.224	-3.34	56.48	53.14	68.20	-15.06	Peak	

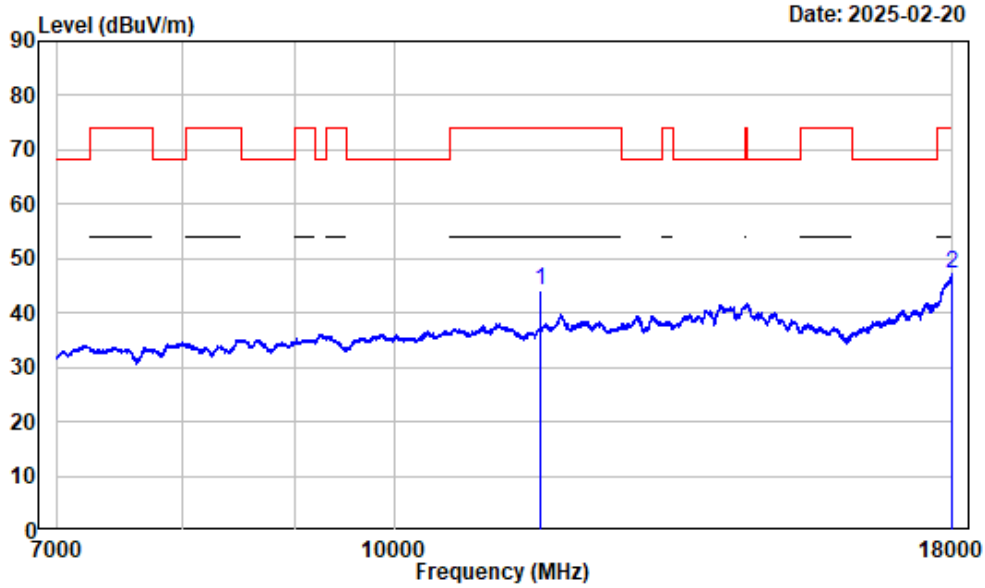
7-18GHz_Horizontal_Peak_802.11ac-VHT20_5745MHz



Condition : Horizontal
 Project No. : 2401Z46778E-RF
 Tester : Zenos Qiao
 Spectrum setting: Peak reading:RBW:1MHz VBW:3MHz Detector:Peak
 Note : 5GWiFi-Band4-AC20-5825

Freq	Factor	Read		Limit	Over	Remark
		Level	Level	Line	Limit	
MHz	dB/m	dBuV	dBuV/m	dBuV/m	dB	
1 11650.000	3.42	51.27	54.69	74.00	-19.31	Peak
2 17983.500	13.11	48.69	61.80	74.00	-12.20	Peak

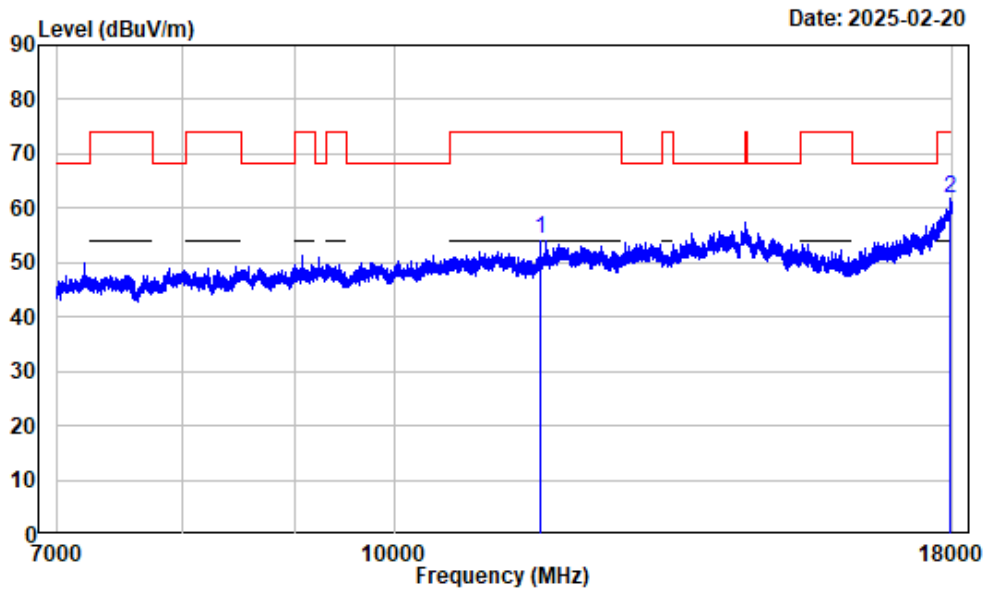
7-18GHz_Horizontal_Average_802.11ac-VHT20_5745MHz



Condition : Horizontal
 Project No. : 2401Z46778E-RF
 Tester : Zenos Qiao
 Spectrum setting: Average reading:RBW:1MHz VBW:1kHz Detector:Peak
 Note : 5GWiFi-Band4-AC20-5825

Freq	Factor	Read		Limit	Over	Remark
		Level	Level	Line	Limit	
MHz	dB/m	dBuV	dBuV/m	dBuV/m	dB	
1 11650.000	3.42	40.78	44.20	54.00	-9.80	Average
2 17997.250	13.19	33.98	47.17	54.00	-6.83	Average

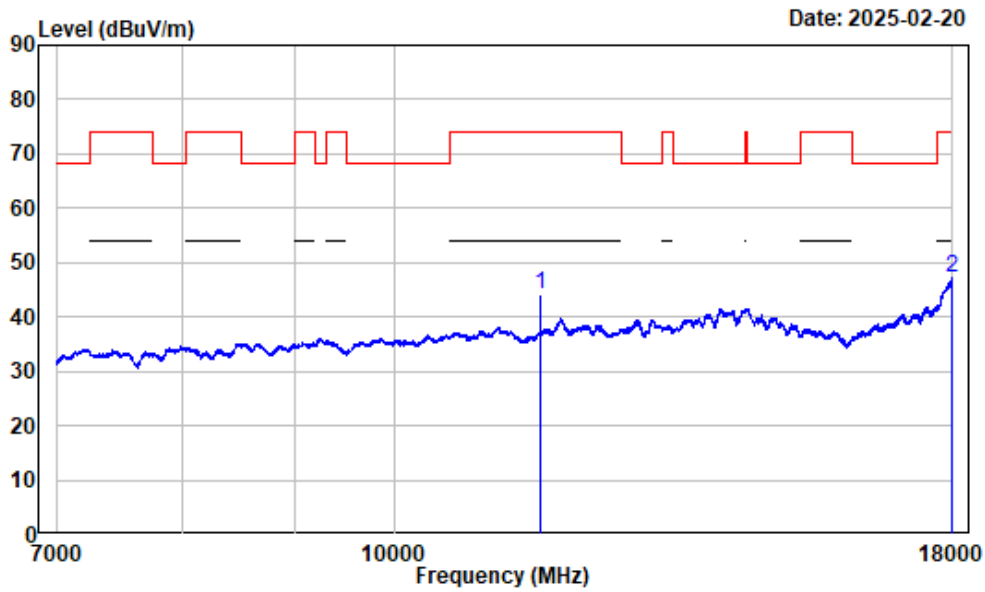
7-18GHz_Vertical_Peak_802.11ac-VHT20_5745MHz



Condition : Vertical
 Project No. : 2401Z46778E-RF
 Tester : Zenos Qiao
 Spectrum setting: Peak reading:RBW:1MHz VBW:3MHz Detector:Peak
 Note : 5GWiFi-Band4-AC20-5825

Peak	Freq	Factor	Read		Limit	Over	Remark
			Level	Level			
	MHz	dB/m	dBuV	dBuV/m	dBuV/m	dB	
1	11650.000	3.42	50.75	54.17	74.00	-19.83	Peak
2	17951.870	12.96	48.69	61.65	74.00	-12.35	Peak

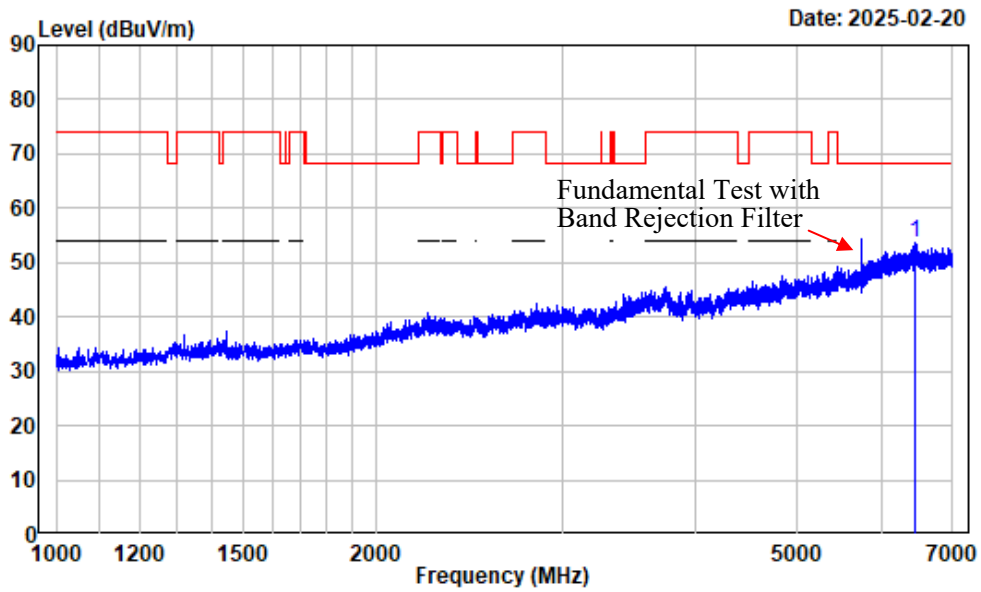
7-18GHz_Vertical_Average_802.11ac-VHT20_5745MHz



Condition : Vertical
 Project No. : 2401Z46778E-RF
 Tester : Zenos Qiao
 Spectrum setting: Average reading:RBW:1MHz VBW:1kHz Detector:Peak
 Note : 5GWiFi-Band4-AC20-5825

Freq	Factor	Read		Limit	Over	Remark
		Level	Level			
MHz	dB/m	dBuV	dBuV/m	dBuV/m	dB	
1 11650.000	3.42	40.70	44.12	54.00	-9.88	Average
2 17994.500	13.17	33.92	47.09	54.00	-6.91	Average

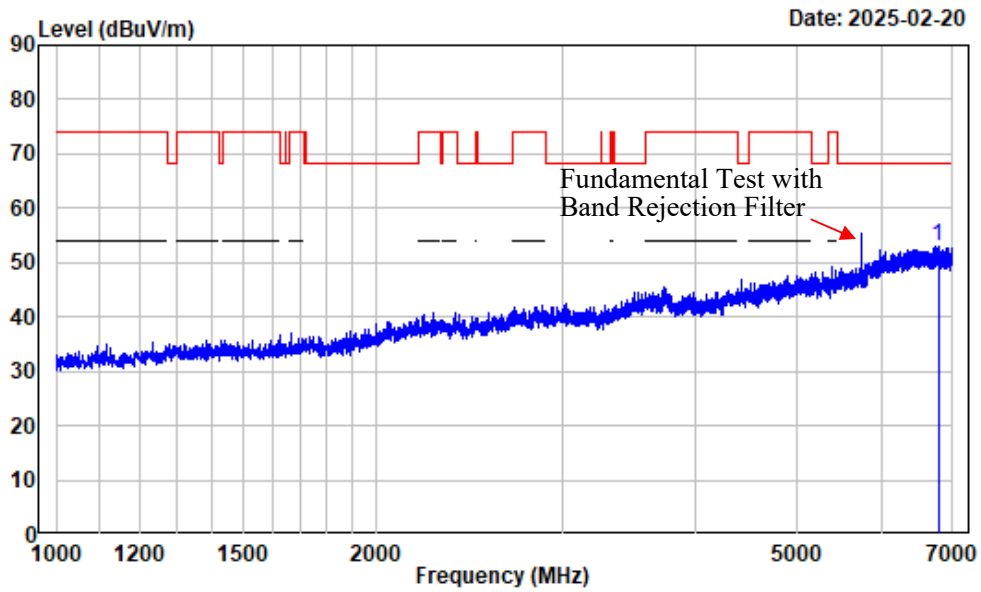
1-7GHz_Horizontal_802.11ac-VHT40_5755MHz



Condition : Horizontal
 Project No. : 2401Z46778E-RF
 Tester : Zenos Qiao
 Spectrum setting: Peak reading:RBW:1MHz VBW:3MHz Detector:Peak
 Note : 5GWiFi-Band4-AC40-5755

	Freq	Factor	Read		Limit	Over	Remark
			Level	Level			
	MHz	dB/m	dBuV	dBuV/m	dBuV/m	dB	
1	6449.431	-2.88	56.47	53.59	68.20	-14.61	Peak

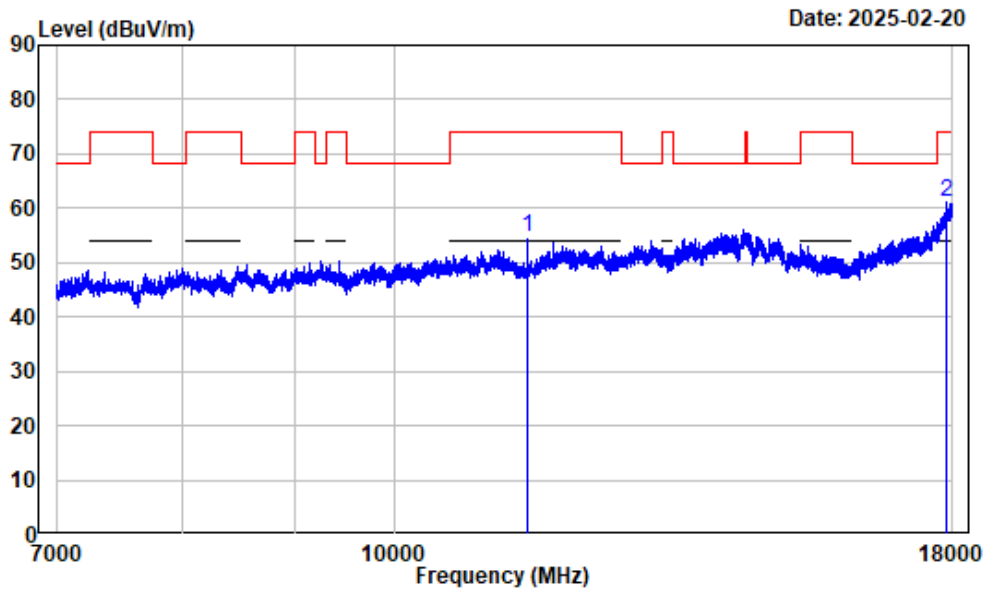
1-7GHz_Vertical_802.11ac-VHT40_5755MHz



Condition : Vertical
 Project No. : 2401Z46778E-RF
 Tester : Zenos Qiao
 Spectrum setting: Peak reading:RBW:1MHz VBW:3MHz Detector:Peak
 Note : 5GWiFi-Band4-AC40-5755

	Freq	Factor	Read		Limit	Over	Remark
			Level	Level			
	MHz	dB/m	dBuV	dBuV/m	dBuV/m	dB	
1	6785.473	-3.31	56.31	53.00	68.20	-15.20	Peak

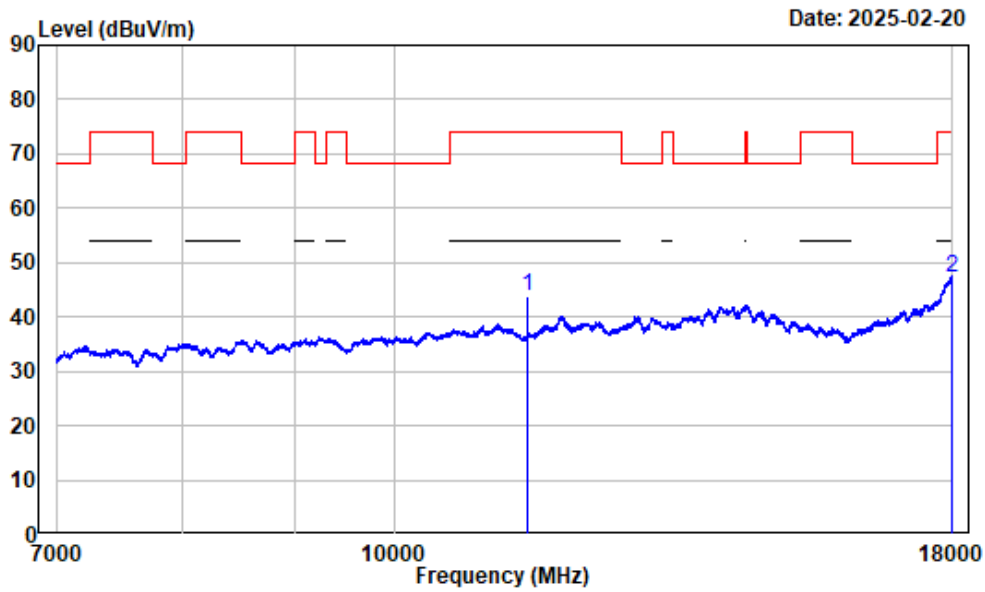
7-18GHz_Horizontal_Peak_802.11ac-VHT40_5755MHz



Condition : Horizontal
 Project No. : 2401Z46778E-RF
 Tester : Zenos Qiao
 Spectrum setting: Peak reading:RBW:1MHz VBW:3MHz Detector:Peak
 Note : 5GWiFi-Band4-AC40-5755

Freq	Factor	Read		Limit	Over	Remark
		Level	Level	Line	Limit	
MHz	dB/m	dBuV	dBuV/m	dBuV/m	dB	
1 11510.000	3.53	51.10	54.63	74.00	-19.37	Peak
2 17899.610	12.69	48.58	61.27	74.00	-12.73	Peak

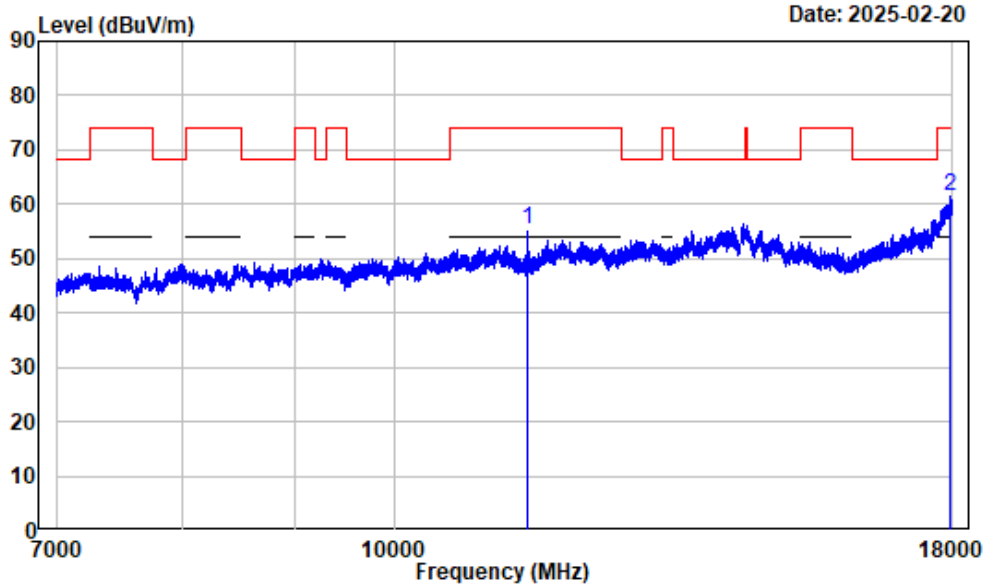
7-18GHz_Horizontal_Average_802.11ac-VHT40_5755MHz



Condition : Horizontal
 Project No. : 2401Z46778E-RF
 Tester : Zenos Qiao
 Spectrum setting: Average reading:RBW:1MHz VBW:2kHz Detector:Peak
 Note : 5GWiFi-Band4-AC40-5755

Freq	Factor	Read		Limit	Over	Remark
		Level	Level	Line	Limit	
MHz	dB/m	dBuV	dBuV/m	dBuV/m	dB	
1 11510.000	3.53	40.35	43.88	54.00	-10.12	Average
2 17987.620	13.13	34.23	47.36	54.00	-6.64	Average

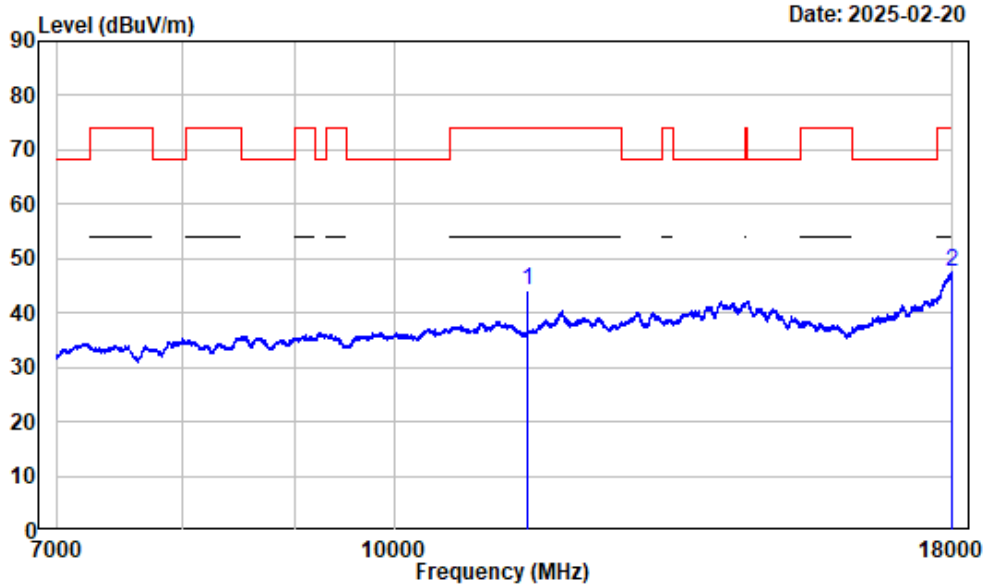
7-18GHz_Vertical_Peak_802.11ac-VHT40_5755MHz



Condition : Vertical
 Project No. : 2401Z46778E-RF
 Tester : Zenos Qiao
 Spectrum setting: Peak reading:RBW:1MHz VBW:3MHz Detector:Peak
 Note : 5GWiFi-Band4-AC40-5755

Peak	Freq	Factor	Read		Limit	Over	Remark
			Level	Level			
	MHz	dB/m	dBuV	dBuV/m	dBuV/m	dB	
1	11510.000	3.53	51.97	55.50	74.00	-18.50	Peak
2	17964.250	13.02	48.37	61.39	74.00	-12.61	Peak

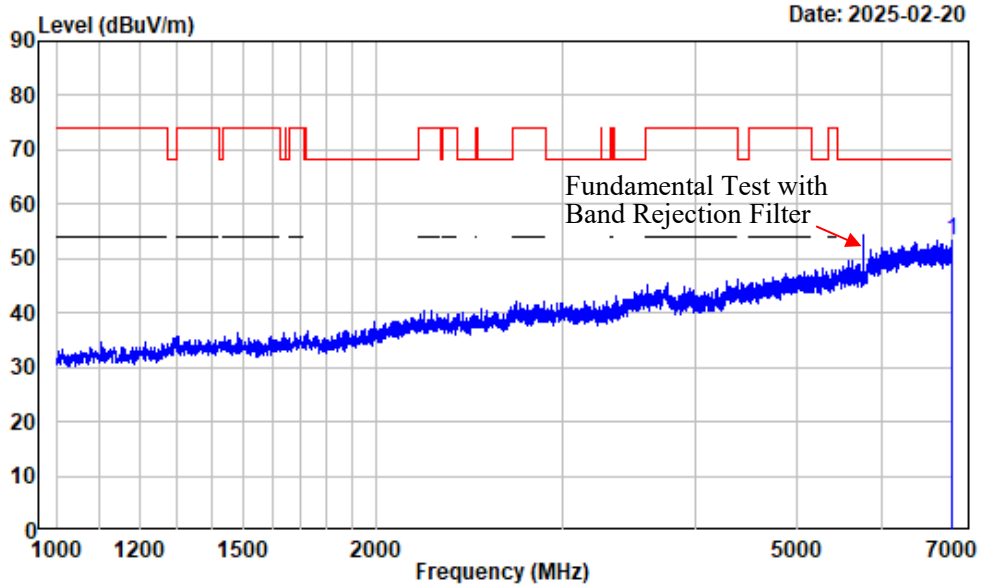
7-18GHz_Vertical_Average_802.11ac-VHT40_5755MHz



Condition : Vertical
 Project No. : 2401Z46778E-RF
 Tester : Zenos Qiao
 Spectrum setting: Average reading:RBW:1MHz VBW:2kHz Detector:Peak
 Note : 5GWiFi-Band4-AC40-5755

Freq	Factor	Read		Limit	Over	Remark
		Level	Level			
MHz	dB/m	dBuV	dBuV/m	dBuV/m	dB	
1	11510.000	3.53	40.61	44.14	54.00	-9.86 Average
2	17997.250	13.19	34.28	47.47	54.00	-6.53 Average

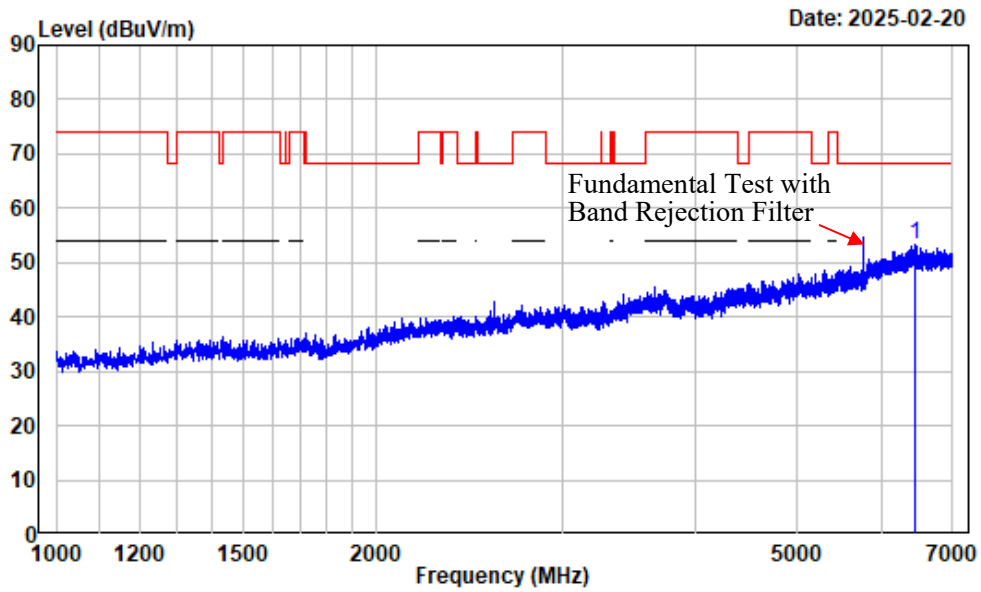
1-7GHz_Horizontal_802.11ac-VHT80_5775MHz



Condition : Horizontal
 Project No. : 2401Z46778E-RF
 Tester : Zenos Qiao
 Spectrum setting: Peak reading:RBW:1MHz VBW:3MHz Detector:Peak
 Note : 5GWiFi-Band4-AC80-5775

	Freq	Factor	Read		Limit	Over	Remark
			Level	Level			
	MHz	dB/m	dBuV	dBuV/m	dBuV/m	dB	
1	6997.750	-2.93	56.39	53.46	68.20	-14.74	Peak

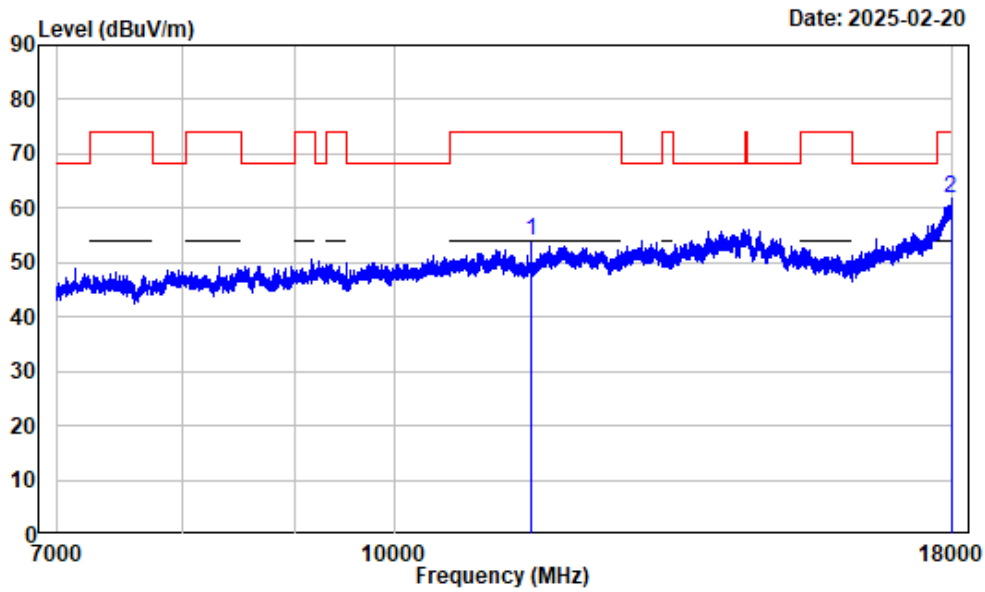
1-7GHz_Vertical_802.11ac-VHT80_5775MHz



Condition : Vertical
 Project No. : 2401Z46778E-RF
 Tester : Zenos Qiao
 Spectrum setting: Peak reading:RBW:1MHz VBW:3MHz Detector:Peak
 Note : 5GWiFi-Band4-AC80-5775

Peak	Freq	Factor	Read		Limit	Over	Remark
			Level	Level			
	MHz	dB/m	dBuV	dBuV/m	dBuV/m	dB	
1	6441.930	-2.87	56.14	53.27	68.20	-14.93	Peak

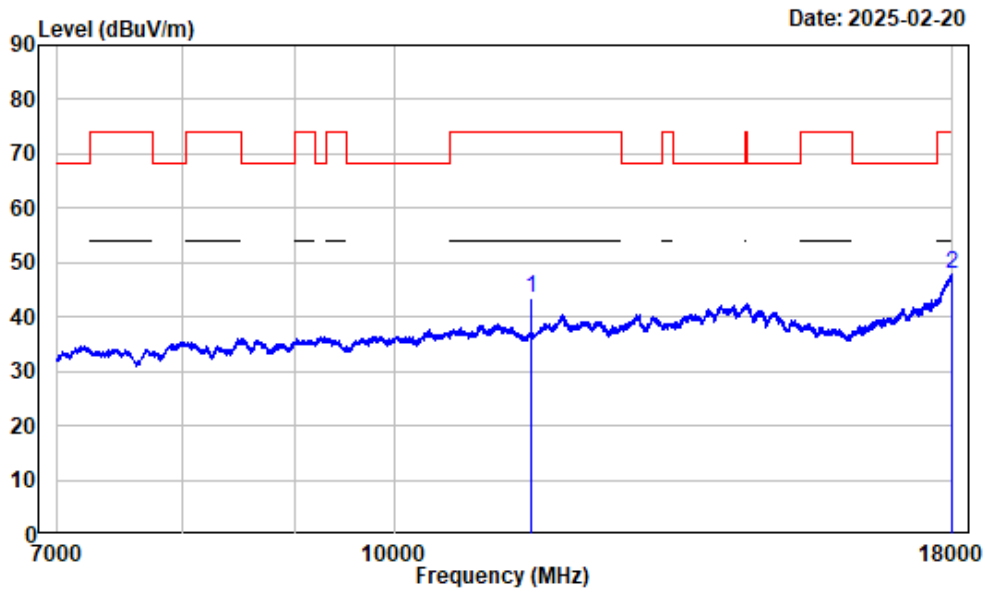
7-18GHz_Horizontal_Peak_802.11ac-VHT80_5775MHz



Condition : Horizontal
 Project No. : 2401Z46778E-RF
 Tester : Zenos Qiao
 Spectrum setting: Peak reading:RBW:1MHz VBW:3MHz Detector:Peak
 Note : 5GWiFi-Band4-AC80-5775

	Freq	Factor	Read		Limit	Over	Remark
			Level	Level			
	MHz	dB/m	dBuV	dBuV/m	dBuV/m	dB	
1	11550.000	3.37	50.78	54.15	74.00	-19.85	Peak
2	17973.870	13.08	48.60	61.68	74.00	-12.32	Peak

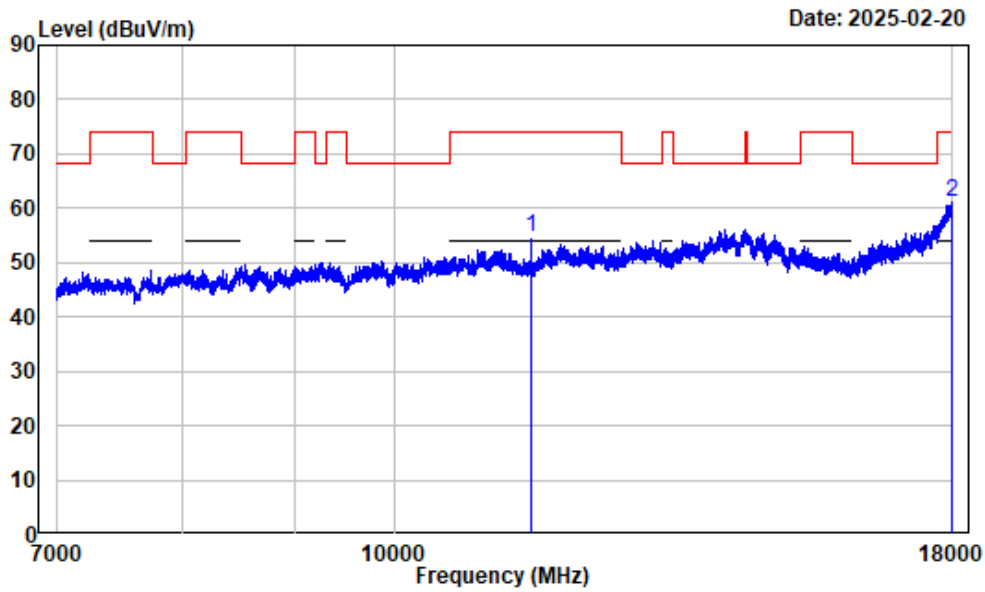
7-18GHz_Horizontal_Average_802.11ac-VHT80_5775MHz



Condition : Horizontal
 Project No. : 2401Z46778E-RF
 Tester : Zenos Qiao
 Spectrum setting: Average reading:RBW:1MHz VBW:3kHz Detector:Peak
 Note : 5GWiFi-Band4-AC80-5775

	Freq	Factor	Read		Limit	Over	Remark
			Level	Level			
	MHz	dB/m	dBuV	dBuV/m	dBuV/m	dB	
1	11550.000	3.37	40.22	43.59	54.00	-10.41	Average
2	17991.750	13.16	34.66	47.82	54.00	-6.18	Average

7-18GHz_Vertical_Peak_802.11ac-VHT80_5775MHz

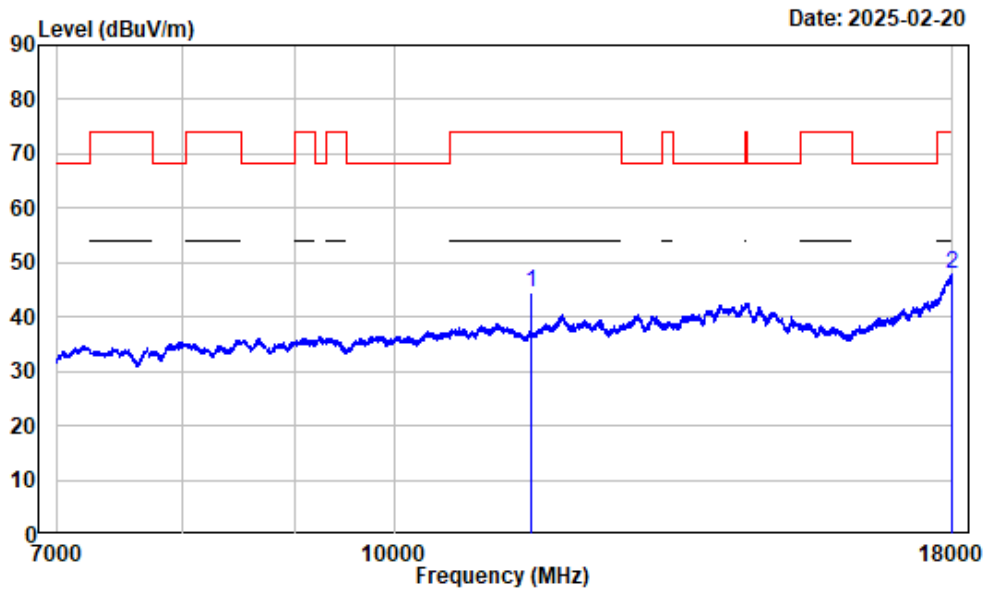


Date: 2025-02-20

Condition : Vertical
 Project No. : 2401Z46778E-RF
 Tester : Zenos Qiao
 Spectrum setting: Peak reading:RBW:1MHz VBW:3MHz Detector:Peak
 Note : 5GWiFi-Band4-AC80-5775

Freq	Factor	Read		Limit	Over	Remark
		Level	Level			
MHz	dB/m	dBuV	dBuV/m	dBuV/m	dB	
1	11550.000	3.37	51.37	54.74	74.00	-19.26 Peak
2	17995.880	13.18	47.84	61.02	74.00	-12.98 Peak

7-18GHz_Vertical_Average_802.11ac-VHT80_5775MHz

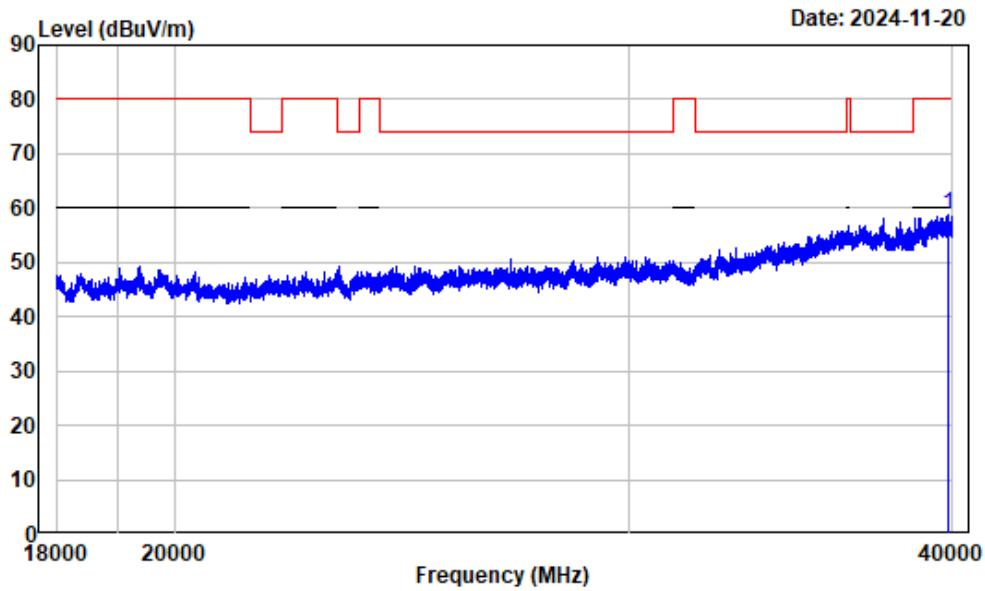


Condition : Vertical
 Project No. : 2401Z46778E-RF
 Tester : Zenos Qiao
 Spectrum setting: Average reading:RBW:1MHz VBW:3kHz Detector:Peak
 Note : 5GWiFi-Band4-AC80-5775

Freq	Factor	Read		Limit Line	Over Limit	Remark
		Level	Level			
MHz	dB/m	dBuV	dBuV/m	dBuV/m	dB	
1 11550.000	3.37	41.02	44.39	54.00	-9.61	Average
2 17976.620	13.09	34.89	47.98	54.00	-6.02	Average

18-40GHz (Only with worst case margin mode plot):

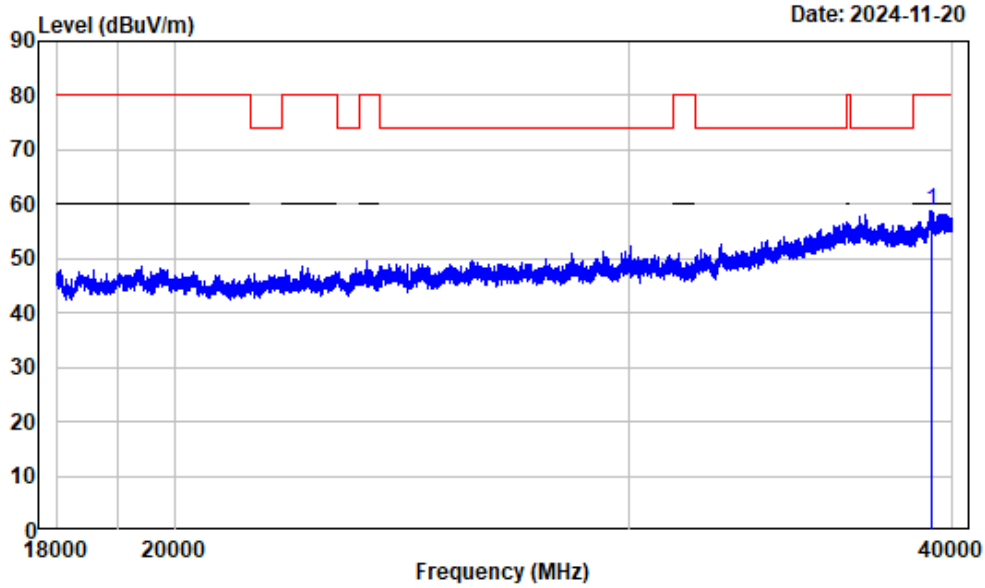
18-40GHz_Horizontal_802.11a_5745MHz



Condition : Horizontal
 Project No. : 2401Z46778E-RF
 Tester : Zenos Qiao
 Spectrum setting: Peak reading:RBW:1MHz VBW:3MHz Detector:Peak
 Note : 5GWiFi-Band3-AC20-5720

1	Freq Factor		Read Level		Limit	Over	Remark
	MHz	dB/m	dBuV	dBuV/m	Line	Limit	
	39834.980	22.52	36.26	58.78	80.00	-21.22	Peak

18-40GHz_Vertical_802.11a_5745MHz



Condition : Vertical
 Project No. : 2401Z46778E-RF
 Tester : Zenos Qiao
 Spectrum setting: Peak reading:RBW:1MHz VBW:3MHz Detector:Peak
 Note : 5GWiFi-Band3-AC20-5720

1	Freq	Factor	Read		Limit	Over	Remark
			Level	Level	Line	Limit	
	MHz	dB/m	dBuV	dBuV/m	dBuV/m	dB	
1	39235.410	22.84	35.98	58.82	80.00	-21.18	Peak

Emission Bandwidth

Test Information:

Sample No.:	2V9A-3	Test Date:	2024/12/23~2025/01/20
Test Site:	RF	Test Mode:	Transmitting
Tester:	Cheeb Huang & Brian Li	Test Result:	Pass

Environmental Conditions:

Temperature: (°C):	23.8-25.2	Relative Humidity: (%)	37-45	ATM Pressure: (kPa)	101.4-101.7
-------------------------------	-----------	---------------------------------------	-------	--------------------------------	-------------

Test Data:**26dB Emission Bandwidth****5150-5250MHz**

Mode	Test Frequency (MHz)	Result (MHz)
802.11a	5180	26.117
	5200	25.776
	5240	25.307
802.11ac20	5180	28.158
	5200	28.197
	5240	26.135
802.11ac40	5190	42.042
	5230	42.142
802.11ac80	5210	84.084

5250-5350MHz

Mode	Test Frequency (MHz)	Result (MHz)
802.11a	5260	25.350
	5280	25.976
	5320	24.390
802.11ac20	5260	26.491
	5280	26.197
	5320	25.838
802.11ac40	5270	41.842
	5310	41.842
802.11ac80	5290	84.084

5470-5725MHz

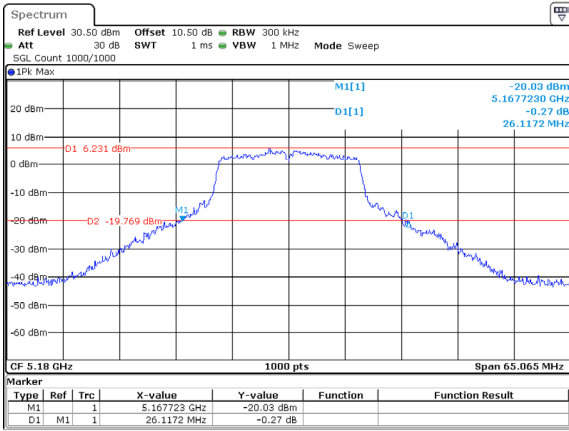
Mode	Test Frequency (MHz)	Result (MHz)
802.11a	5500	24.409
	5580	24.705
	5700	24.313
	5720	24.470
802.11ac20	5500	25.664
	5580	24.904
	5700	24.859
	5720	25.007
802.11ac40	5510	42.342
	5550	42.142
	5670	42.142
	5710	41.742
802.11ac80	5530	84.084
	5610	83.483
	5690	83.483

6dB Emission Bandwidth**5725-5850MHz**

Mode	Test Frequency (MHz)	Result (MHz)	Limit (MHz)	Verdict
802.11a	5745	15.465	0.5	Pass
	5785	15.465	0.5	Pass
	5825	15.465	0.5	Pass
802.11ac20	5745	16.116	0.5	Pass
	5785	16.066	0.5	Pass
	5825	15.566	0.5	Pass
802.11ac40	5755	35.536	0.5	Pass
	5795	35.536	0.5	Pass
802.11ac80	5775	75.475	0.5	Pass

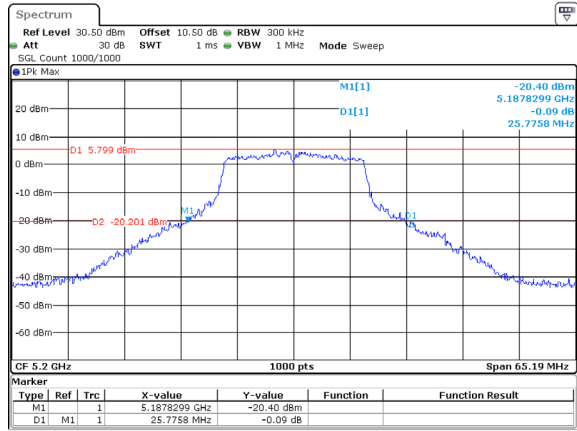
5150-5250MHz

802.11a_5180MHz



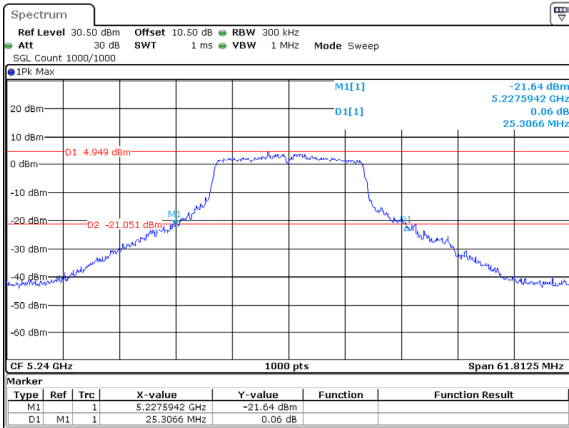
ProjectNo.:2401246778E-RF Tester:Brian Li
Date: 20.JAN.2025 15:24:04

802.11a_5200MHz



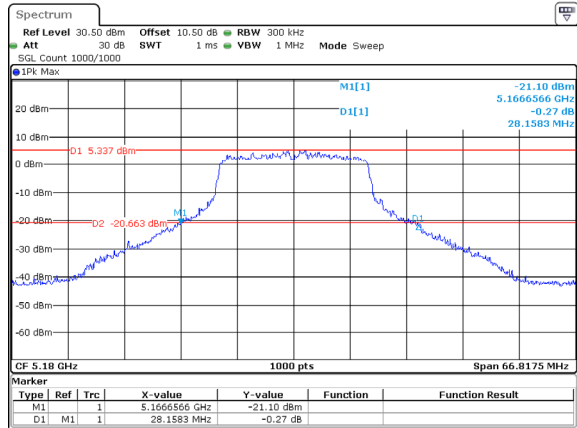
ProjectNo.:2401246778E-RF Tester:Brian Li
Date: 20.JAN.2025 15:26:120

802.11a_5240MHz



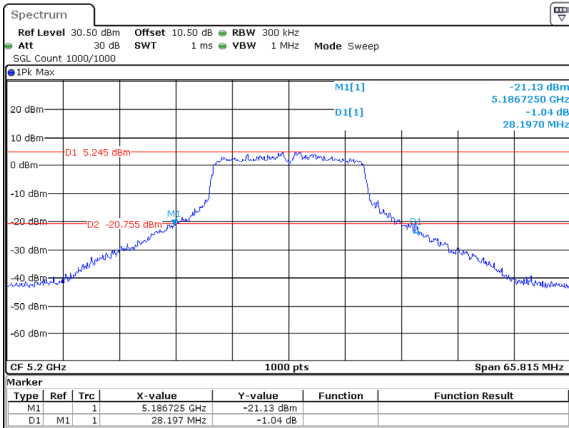
ProjectNo.:2401246778E-RF Tester:Brian Li
Date: 20.JAN.2025 15:28:21

802.11ac20_5180MHz



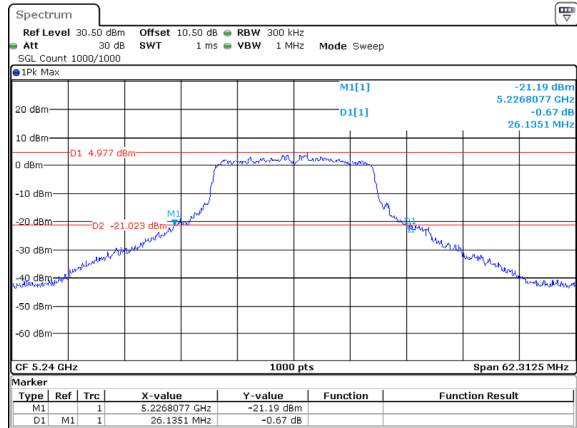
ProjectNo.:2401246778E-RF Tester:Brian Li
Date: 20.JAN.2025 15:31:17

802.11ac20_5200MHz



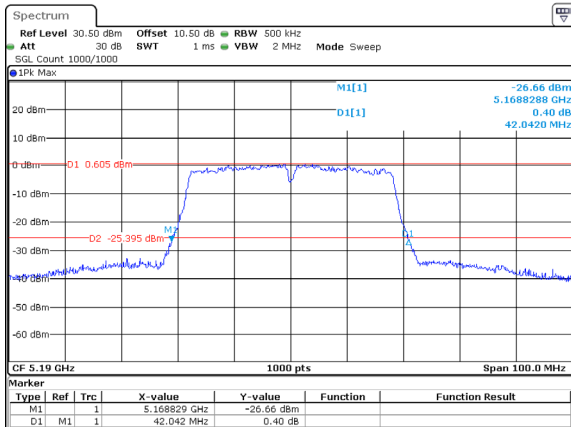
ProjectNo.:2401246778E-RF Tester:Brian Li
Date: 20.JAN.2025 15:33:27

802.11ac20_5240MHz



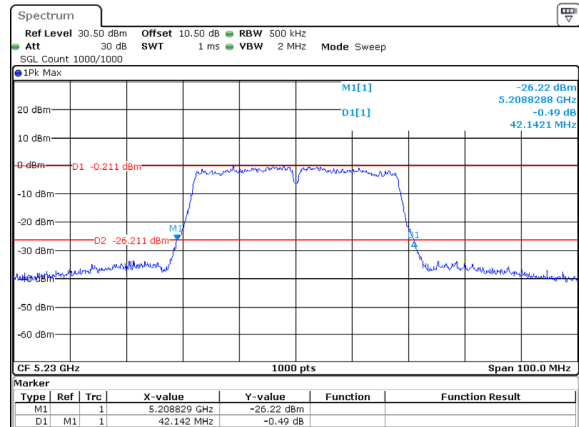
ProjectNo.:2401246778E-RF Tester:Brian Li
Date: 20.JAN.2025 15:35:58

802.11ac40_5190MHz



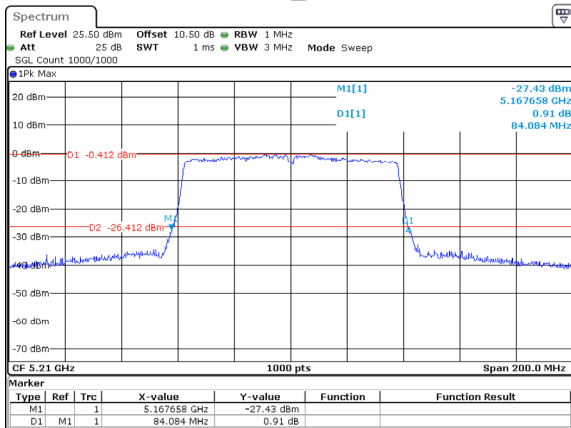
ProjectNo.:2401Z46778E-RF Tester:Brian Li
Date: 20.JAN.2025 15:44:36

802.11ac40_5230MHz



ProjectNo.:2401Z46778E-RF Tester:Brian Li
Date: 20.JAN.2025 15:46:04

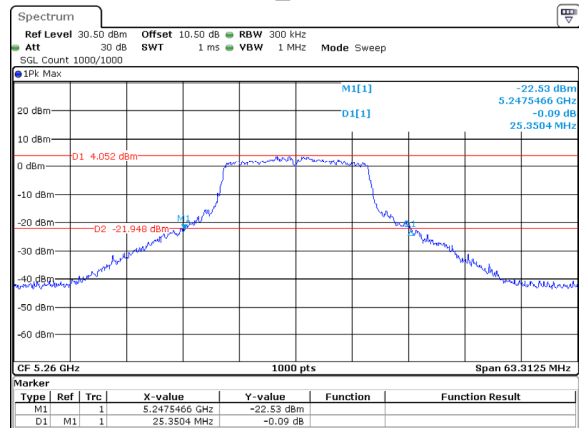
802.11ac80_5210MHz



ProjectNo.:2401Z46778E-RF Tester:Brian Li
Date: 20.JAN.2025 15:50:25

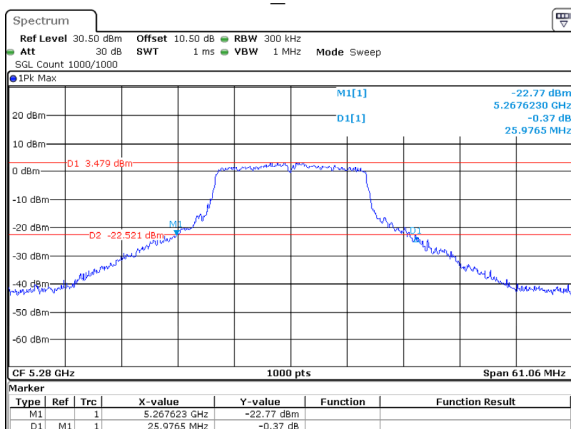
5250-5350MHz

802.11a_5260MHz



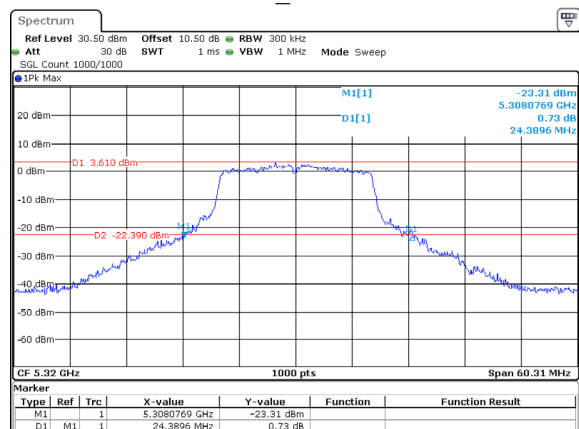
ProjectNo.:2401Z46778E-RF Tester:Brian Li
Date: 20.JAN.2025 15:53:45

802.11a_5280MHz



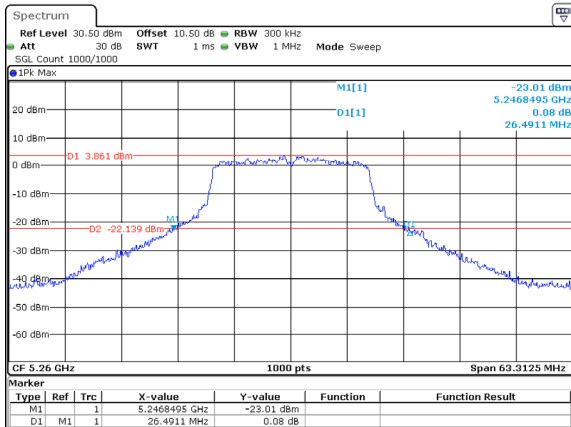
ProjectNo.:2401Z46778E-RF Tester:Brian Li
Date: 20.JAN.2025 15:56:02

802.11a_5320MHz



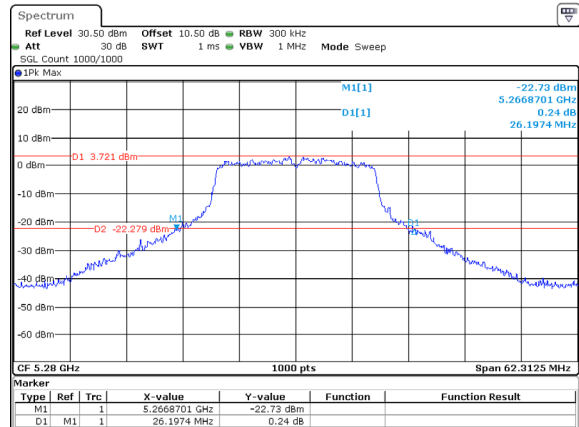
ProjectNo.:2401Z46778E-RF Tester:Brian Li
Date: 20.JAN.2025 15:58:18

802.11ac20_5260MHz



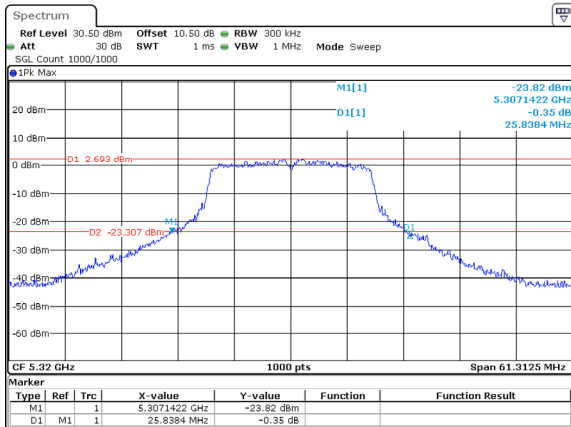
ProjectNo.:2401Z46778E-RF Tester:Brian Li
Date: 20.JAN.2025 16:01:40

802.11ac20_5280MHz



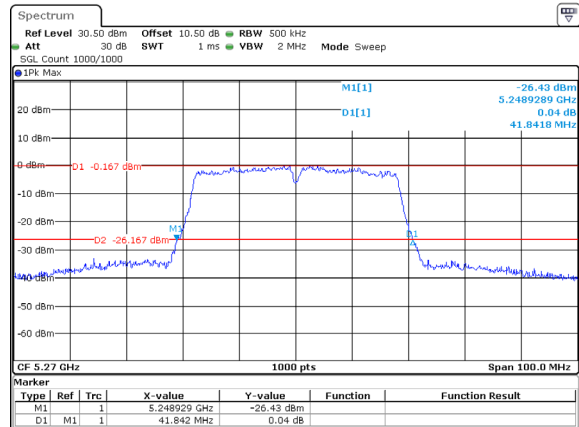
ProjectNo.:2401Z46778E-RF Tester:Brian Li
Date: 20.JAN.2025 16:10:35

802.11ac20_5320MHz



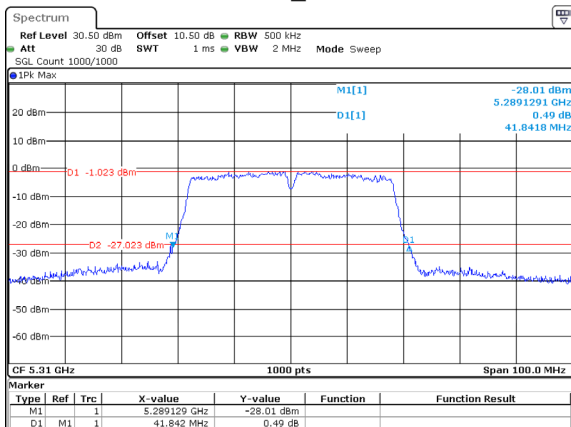
ProjectNo.:2401Z46778E-RF Tester:Brian Li
Date: 20.JAN.2025 16:21:23

802.11ac40_5270MHz



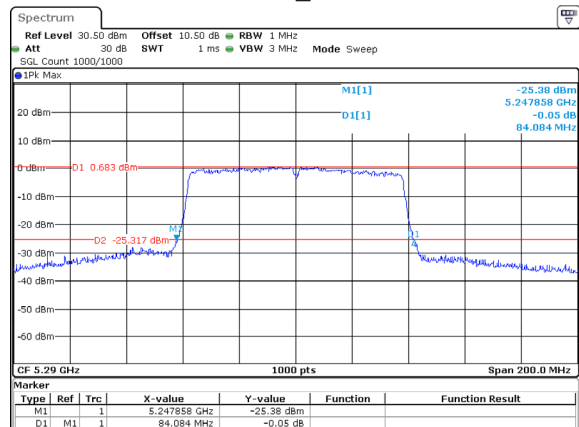
ProjectNo.:2401Z46778E-RF Tester:Brian Li
Date: 20.JAN.2025 16:23:35

802.11ac40_5310MHz



ProjectNo.:2401Z46778E-RF Tester:Brian Li
Date: 20.JAN.2025 16:24:58

802.11ac80_5290MHz



ProjectNo.:2401Z46778E-RF Tester:Brian Li
Date: 20.JAN.2025 16:27:01