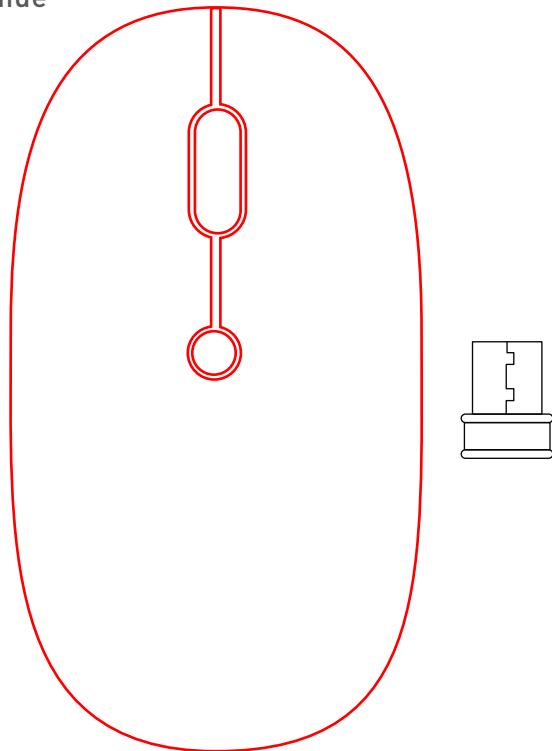




2.4G wireless Mouse GSKBWM A1

User guide



USER GUIDE

2.4GHz wireless RF optical mouse with a 800/1200/1600 DPI switch button, right and left click buttons and scroll wheel/button for precise and smooth control. The compact design makes it ideal for "on-the-go" workflow and the ambidextrous design offers maximum comfort to both left-handed and right-handed users and helps to increase productivity. The 300mAh built-in rechargeable battery will power the X9RFATOPBAT for up to 2-3 months before next charging is required. No need to buy and replace batteries anymore! The

Safety intructions

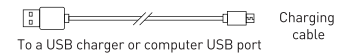
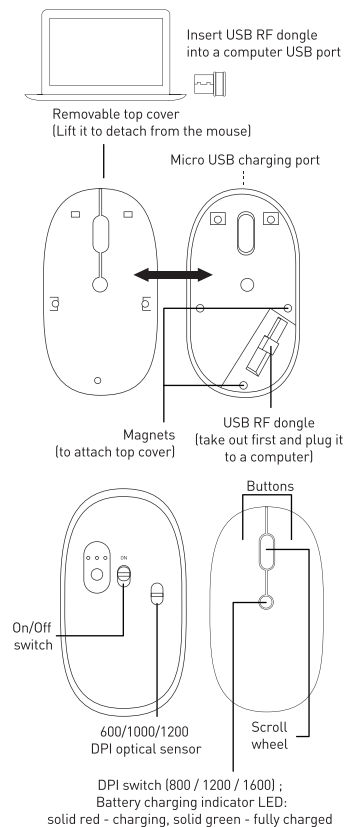
Please read the following carefully before using this X9 Performance product. Incorrect use of this product may result in reduced performance, permanent damage and void warranty:

1. Do not place this product near a heat source.
2. Operating temperature of -5°C to 40°C. Storage temperature of -5°C to 40°C.
3. Do not place this product near moisture nor liquids.
4. Operate and store at humidity of 20% to 90% (non-condensing)
5. Do not place heavy objects on this product.
6. Do not drop this product.
7. Do not dispose this product in the garbage. Take it to your local recycling centre.

Package contents

- USB receiver RF dongle
- USB charging cable
- User guide

Hardware basics



NOTE: This equipment has been tested and found to comply with the limits for a Class B digital device, pursuant to part 15 of the FCC Rules. These limits are designed to provide reasonable protection against harmful interference in a residential installation. This equipment generates uses and can radiate radio frequency energy and, if not installed and used in accordance with the instructions, may cause harmful interference to radio communications. However, there is no guarantee that interference will not occur in a particular installation. If this equipment does cause harmful interference to radio or television reception, which can be determined by turning the equipment off and on, the user is encouraged to try to correct the interference by one or more of the following measures:

- Reorient or relocate the receiving antenna.
- Increase the separation between the equipment and receiver.
- Connect the equipment into an outlet on a circuit different from that to which the receiver is connected.
- Consult the dealer or an experienced radio/TV technician for help

Changes or modifications not expressly approved by the party responsible for compliance could void the user's authority to operate the equipment.

This device complies with Part 15 of the FCC Rules. Operation is subject to the following two conditions:

- (1) this device may not cause harmful interference, and
- (2) this device must accept any interference received, including interference that may cause undesired operation.