


PHOTOGRAPHS OF TEST SET UP



**Figure 1 – Radiated Disturbance - 30 MHz to 1 GHz
(FCC Part 15B/ICES-003)**



**Figure 2 – Radiated Disturbance - 1 GHz to 13 GHz
(FCC Part 15B/ICES-003)**



**Figure 3 – Radiated Disturbance - 13 GHz to 18 GHz
(FCC Part 15B/ICES-003)**



**Figure 4 - Radiated Spurious Emissions (Simultaneous Transmission) - 30 MHz to 1 GHz
(FCC Part 15)**







Figure 5 - Radiated Spurious Emissions (Simultaneous Transmission) - 1 GHz to 18 GHz (FCC Part 15)



**Figure 6 - Radiated Spurious Emissions (Simultaneous Transmission) - 18 GHz to 25 GHz
(FCC Part 15)**



**Figure 7 - Field Strength of Emissions - 30 MHz to 1 GHz
(FCC Part 15C/RSS-210/RSS-GEN)**




**Figure 8 - Field Strength of Emissions – Edge On
(FCC Part 15C/RSS-210/RSS-GEN)**



**Figure 9 - Field Strength of Emissions – Face On
(FCC Part 15C/RSS-210/RSS-GEN)**



**Figure 10 - Field Strength of Emissions - 150 kHz to 30 MHz
(FCC Part 18/RSS-216/RSS-GEN)**



**Figure 11 - Field Strength of Emissions - 30 MHz to 1 GHz
(FCC Part 18/RSS-216/RSS-GEN)**