

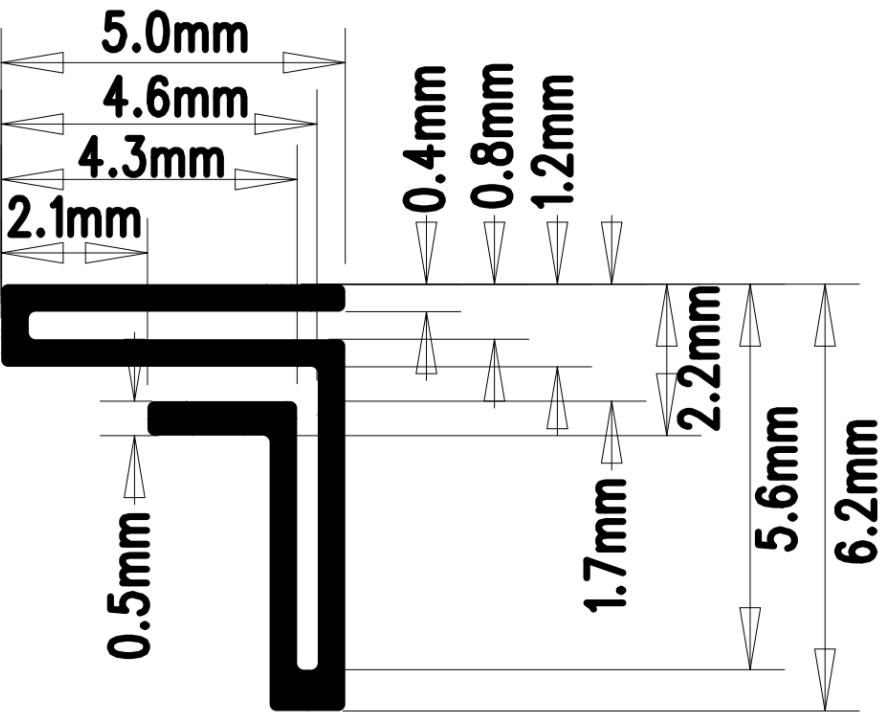
Antenna Specifications

1. Antenna Specifications

Manufacturer	Shenzhen Luhengda Electronics Co., Ltd
Address	201, No. 7, Dawang Industrial Zone, Dakang Community, Yuanshan Street, Longgang District, Shenzhen, China
Model Name	BT_ANT
Antenna Type	PCB Antenna
Frequency	2400 – 2500 MHz
Maximum Gain	1.43 dBi
Polarization	Horizontal and Vertical
Azimuth Beam Pattern	Omni-directional
Impedance	50 Ohm
VSWR	<1.2

2. Antenna Dimensions

BT\_ANT

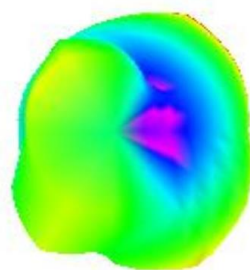


### 3. Antenna Gain & Efficiency

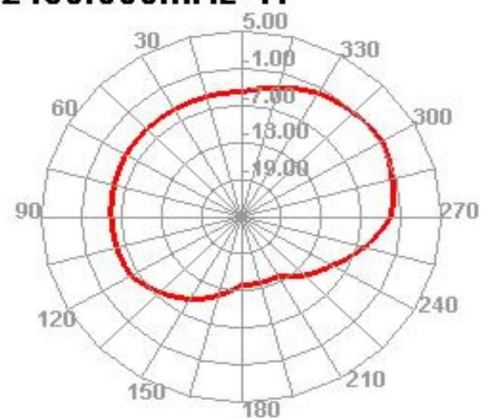
Passive Test For 2.4-2.5G			
Freq (MHz)	Effi (%)	Effi (dB)	Gain (dBi)
2400	41.32	-3.84	0.17
2410	40.89	-3.88	0.06
2420	41.95	-3.77	0.05
2430	42.45	-3.72	0.11
2440	41.83	-3.78	0.13
2450	42.43	-3.72	0.57
2460	43.04	-3.66	0.99
2470	42.08	-3.76	1.16
2480	42.82	-3.68	1.25
2490	43.63	-3.6	1.32
2500	45.14	-3.45	1.43

### 4. 2D/3D Radiated Pattern

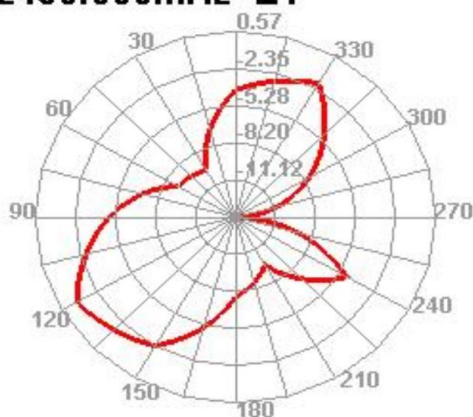
**2450.000MHz**



**2450.000MHz H**



**2450.000MHz E1**



**2450.000MHz E2**

