


## 1. Photographs of Conducted Emissions Test Configuration

Test Mode: Mode 22

**FRONT VIEW**



**REAR VIEW**



## 2. Photographs of Radiated Emissions Test Configuration

Test Configuration: 30MHz~1GHz / Test Mode: Mode 22

**FRONT VIEW**




**REAR VIEW**



**Test Configuration: Above 1GHz**

**Test Mode: Radio 1 / Internal Antenna - 1TX**

**FRONT VIEW**




**REAR VIEW**





**Test Mode: Radio 1 / Internal Antenna - 2TX**

**FRONT VIEW**




**REAR VIEW**



Test Mode: Radio 1 / Internal Antenna - 4TX

**FRONT VIEW**




**REAR VIEW**




Test Mode: Radio 1 / External Antenna 7 - 1TX

**FRONT VIEW**




**REAR VIEW**





Test Mode: Radio 1 / External Antenna 7 - 2TX

**FRONT VIEW**



**REAR VIEW**




Test Mode: Radio 1 / External Antenna 7 - 4TX

**FRONT VIEW**




**REAR VIEW**






Test Mode: Radio 1 / External Antenna 12 - 1TX

**FRONT VIEW**




**REAR VIEW**



Test Mode: Radio 1 / External Antenna 12 - 2TX

**FRONT VIEW**




**REAR VIEW**




Test Mode: Radio 1 / External Antenna 12 - 4TX

**FRONT VIEW**




**REAR VIEW**





Test Mode: Radio 3 / Internal Antenna - 1TX

**FRONT VIEW**




**REAR VIEW**



Test Mode: Radio 3 / Internal Antenna - 2TX

**FRONT VIEW**




**REAR VIEW**



Test Mode: Radio 3 / External Antenna 7 - 1TX

**FRONT VIEW**




**REAR VIEW**





Test Mode: Radio 3 / External Antenna 7 - 2TX

**FRONT VIEW**




**REAR VIEW**



Test Mode: Radio 3 / External Antenna 12 - 1TX

**FRONT VIEW**




**REAR VIEW**




Test Mode: Radio 3 / External Antenna 12 - 2TX

**FRONT VIEW**



**REAR VIEW**



————THE END————