

|                             |  |   |                                    |
|-----------------------------|--|---|------------------------------------|
| RTS<br>RIM Testing Services | Document<br>SAR Compliance Test Report for the BlackBerry Wireless<br>Handheld Model RBA41GW / RBA42GW / RBA43GW |   | Page<br>1(25)                      |
|                             | Author Data<br>Daoud Attayi  | Dates of Test<br>March 03-16, April 10-11, 2006 | Test Report No<br>RTS-0279-0603-03 |
|                             |  | FCC ID:<br>L6ARBA40GW                           |                                    |

## SAR Compliance Test Report

|                     |   |                   |  |
|---------------------|---|-------------------|--|
| <b>Testing Lab:</b> | RIM Testing Services (RTS)<br>305 Phillip Street<br>Waterloo, Ontario<br>Canada N2L 3W8<br>Phone: 519-888-7465<br>Fax: 519-880-8173 | <b>Applicant:</b> | Research In Motion Limited<br>295 Phillip Street<br>Waterloo, Ontario<br>Canada N2L 3W8<br>Phone: 519-888-7465<br>Fax: 519-888-6906<br>Web site: www.rim.com |
|---------------------|---|-------------------|--|

**Statement of Compliance:** RIM Testing Services declares under its sole responsibility that the product to which this declaration relates, is in conformity with the appropriate RF exposure standards, recommendations and guidelines. It also declares that the product was tested in accordance with the appropriate measurement standards, guidelines and recommended practices.

**Device Category:** This wireless handheld is a portable device, designed to be used in direct contact with the user's head, hand and to be carried in approved accessories when carried on the user's body.

**RF exposure environment:** This wireless portable device has been shown to be in compliance for localized specific absorption rate (SAR) for uncontrolled environment/general population exposure limits specified in OET Bulletin 65 Supplement C (Edition 01-01), FCC 96-326, IEEE Std. C95.1-1999, Health Canada's Safety Code 6, and reproduced in RSS-102, issue 2 – 2005 and has been tested in accordance with the measurement procedures specified in OET Bulletin 65 Supplement C (Edition 01-01), ANSI/IEEE Std. C95.3-1991, IEEE 1528-2003 and Health Canada's Safety Code 6.

**Tested and documented by:**

**Signatures**

**Date**

Daoud Attayi  
Senior Compliance Specialist



12-Apr-2006

**Reviewed by:**

Lauren Weber  
Compliance Specialist



02-Apr-2006

**Approved by:**

Paul G. Cardinal, Ph.D.  
Manager



12-Apr-2006

|                             |  |   |                                    |
|-----------------------------|--|---|------------------------------------|
| RTS<br>RIM Testing Services | Document<br>SAR Compliance Test Report for the BlackBerry Wireless<br>Handheld Model RBA41GW / RBA42GW / RBA43GW |   | Page<br>2(25)                      |
|                             | Author Data<br>Daoud Attayi  | Dates of Test<br>March 03-15, April 10-11, 2006 | Test Report No<br>RTS-0279-0603-03 |
|                             |  | FCC ID:<br>L6ARBA40GW                           |                                    |

## CONTENTS

|   |    |
|---|----|
| GENERAL INFORMATION                                       | 1  |
| 1.0 OPERATING CONFIGURATIONS AND TEST CONDITIONS          | 4  |
| 1.1 PICTURE OF HANDHELD                                   | 4  |
| 1.2 ANTENNA DESCRIPTION                                   | 4  |
| 1.3 HANDHELD DESCRIPTION                                  | 4  |
| 1.4 BODY WORN ACCESSORIES                                 | 5  |
| 1.5 HEADSETS  | 6  |
| 1.6 BATTERIES   | 6  |
| 1.7 LCDs  | 6  |
| 1.8 PROCEDURE USED TO ESTABLISH TEST SIGNALS              | 6  |
| 2.0 DESCRIPTION OF THE TEST EQUIPMENT                     | 6  |
| 2.1 SAR MEASUREMENT SYSTEM                                | 6  |
| 2.2 DESCRIPTION OF THE TEST SETUP                         | 8  |
| 2.2.1 HANDHELD AND BASE STATION SIMULATOR                 | 8  |
| 2.2.2 DASY SETUP  | 8  |
| 3.0 ELECTRIC FIELD PROBE CALIBRATION                      | 8  |
| 3.1 PROBE SPECIFICATIONS                                  | 8  |
| 3.2 PROBE CALIBRATION AND MEASUREMENT ERROR               | 9  |
| 4.0 SAR MEASUREMENT SYSTEM VERIFICATION                   | 9  |
| 4.1 SYSTEM ACCURACY VERIFICATION for Head Adjacent Use    | 9  |
| 5.0 PHANTOM DESCRIPTION                                   | 10 |
| 6.0 TISSUE DIELECTRIC PROPERTIES                          | 11 |
| 6.1 COMPOSITION OF TISSUE SIMULANT                        | 11 |
| 6.1.1 EQUIPMENT   | 11 |
| 6.1.2 PREPARATION PROCEDURE                               | 11 |
| 6.2 ELECTRICAL PARAMETERS OF THE TISSUE SIMULATING LIQUID | 12 |
| 6.2.1 EQUIPMENT   | 12 |
| 6.2.2 TEST CONFIGURATION                                  | 13 |
| 6.2.3 TEST PROCEDURE                                      | 13 |
| 7.0 SAR SAFETY LIMITS                                     | 16 |
| 8.0 DEVICE POSITIONING                                    | 17 |
| 8.1 DEVICE HOLDER   | 17 |
| 8.2 DESCRIPTION OF TEST POSITION                          | 18 |
| 8.2.1 TEST POSITION OF DEVICE RELATIVE TO HEAD            | 18 |
| 8.2.1.1 DEFINITION OF THE "CHEEK" POSITION                | 19 |
| 8.2.1.2 DEFINITION OF THE "TILTED" POSITION               | 20 |
| 8.2.2 BODY-WORN TEST CONFIGURATION                        | 20 |
| 9.0 HIGH LEVEL EVALUATION                                 | 21 |
| 9.1 MAXIMUM SEARCH  | 21 |

|                             |  |   |                                    |
|-----------------------------|--|---|------------------------------------|
| RTS<br>RIM Testing Services | Document<br>SAR Compliance Test Report for the BlackBerry Wireless<br>Handheld Model RBA41GW / RBA42GW / RBA43GW |   | Page<br>3(25)                      |
|                             | Author Data<br>Daoud Attayi  | Dates of Test<br>March 03-15, April 10-11, 2006 | Test Report No<br>RTS-0279-0603-03 |
|                             |  | FCC ID:<br>L6ARBA40GW                           |                                    |

|      |   |    |
|------|---|----|
| 9.2  | EXTRAPOLATION                           |    |
| 9.3  | BOUNDARY CORRECTION                     | 21 |
| 9.4  | PEAK SEARCH FOR 1g AND 10g AVERAGED SAR | 21 |
|      |   |    |
| 10.0 | MEASUREMENT UNCERTAINTY                 | 22 |
|      |   |    |
| 11.0 | SAR TEST RESULTS                        | 23 |
| 11.1 | HEAD CONFIGURATION                      | 23 |
| 11.2 | BODY-WORN CONFIGURATION USING HOLSTERS  | 24 |
|      |   |    |
| 12.0 | REFERENCES                              | 25 |

APPENDIX A: SAR DISTRIBUTION COMPARISON FOR ACCURACY VERIFICATION

APPENDIX B: SAR DISTRIBUTION PLOTS - HEAD CONFIGURATION

APPENDIX C: SAR DISTRIBUTION PLOTS - BODY-WORN CONFIGURATION

APPENDIX D: PROBE & DIPOLE CALIBRATION DATA

APPENDIX E: SAR TEST SETUP PHOTOGRAPHS

|   |  |   |                              |
|---|--|---|------------------------------|
| <b>RTS</b><br><b>RIM Testing Services</b> | Document<br>SAR Compliance Test Report for the BlackBerry Wireless<br>Handheld Model RBA41GW / RBA42GW / RBA43GW |   | Page<br>4(25)                |
| Author Data<br><b>Daoud Attayi</b>        | Dates of Test<br><b>March 03-15, April 10-11, 2006</b>   | Test Report No<br><b>RTS-0279-0603-03</b> | FCC ID:<br><b>L6ARBA40GW</b> |

## 1.0 OPERATING CONFIGURATIONS AND TEST CONDITIONS

### 1.1 Picture of Handheld



Figure 1. BlackBerry Wireless Handheld\_RBA41GW (left), RBA42GW (right)

All variants are identical except slightly cosmetic difference. RBA42GW and RBA43GW are identical except for colour difference.

### 1.2 Antenna description

|               |                        |
|---------------|------------------------|
| Type          | Internal fixed antenna |
| Location      | Back bottom centre     |
| Configuration | Internal fixed antenna |

Table 1. Antenna description

### 1.3 Handheld description

|  |  |                                  |             |
|--|--|----------------------------------|-------------|
| Handheld Model                               | RBA41GW / RBA42GW / RBA43GW                          |                                  |             |
| FCC ID                                       | L6ARBA40GW   |                                  |             |
| PIN  | 203F280E (LCD1), 2040F601 (LCD2), 2040F764 (RBA42GW) |                                  |             |
| Prototype or Production Unit                 | Production   |                                  |             |
| Mode(s) of Operation in North America        | GSM 850<br>GSM 1900                                  | ** GPRS 850<br>** GPRS 1900      | * Bluetooth |
| Maximum nominal conducted RF Output Power    | 32.5 dBm<br>29.5 dBm                                 | 31.0 dBm<br>28.0 dBm             | 0 dBm       |
| Tolerance in Power Setting on centre channel | ± 0.30 dB  | ± 0.30 dB                        | N/A         |
| Duty Cycle                                   | 1:8  | 2:8                              | N/A         |
| Transmitting Frequency Range (MHz)           | 824.2 – 848.8<br>1850.2 – 1909.8                     | 824.2 – 848.8<br>1850.2 – 1909.8 | 2402-2483   |

Table 2. Test device description

|   |   |   |                              |
|---|---|---|------------------------------|
| <b>RTS</b><br><b>RIM Testing Services</b> | Document<br>SAR Compliance Test Report for the BlackBerry Wireless Handheld Model RBA41GW / RBA42GW / RBA43GW |   | Page<br>5(25)                |
| Author Data<br><b>Daoud Attayi</b>        | Dates of Test<br><b>March 03-15, April 10-11, 2006</b>  | Test Report No<br><b>RTS-0279-0603-03</b> | FCC ID:<br><b>L6ARBA40GW</b> |

\* Bluetooth application is for hands-free operation with headset only. Therefore, no head SAR testing with BT on is required. Worst case body SAR with holster was tested with BT turned on as shown in the Table 16.

\*\* The GPRS operation for the BlackBerry RBA41GW is multislot class 10 with 2 timeslots uplink. Software automatically lowers power by 1 PL (Power level) when 2 timeslots are used for uplink transmission. The device can be attached to both GPRS and GSM services, using one service at a time. During voice calls or SMS, GPRS services are suspended and then resumed automatically after the call or SMS session has ended.

#### 1.4 Body worn accessories

##### Holsters

The BlackBerry Wireless Handheld has been tested with the following holsters which all contain metal components and the separation distance between the handheld and the user's body is listed in the table below. All of the holsters are designed with the intended handheld orientation being with the LCD facing the belt clip. Proper positioning is vital for protection of the LCD display, and to help maximize the battery life of the handheld. The handheld can also be placed in the holders with the backside facing the belt clip. Body SAR was evaluated with the worst-case configuration (back of handheld facing belt clip).

| Number | Holster Type | Model / Part Number | Separation (mm) |
|--------|--------------|---------------------|-----------------|
| 1      | Holster 1    | HDW-08361-000       | 15.0            |
| 2      | Holster 2    | ASY-11915-001       | 15.0            |
| 3      | Holster 3    | HDW-09897-001       | 17.0            |
| 4      | Holster 4    | ASY-11930-0xx       | 17.0            |



**Figure 2. Body-worn holsters**

|                             |  |   |                                    |
|-----------------------------|--|---|------------------------------------|
| RTS<br>RIM Testing Services | Document<br>SAR Compliance Test Report for the BlackBerry Wireless<br>Handheld Model RBA41GW / RBA42GW / RBA43GW |   | Page<br>6(25)                      |
|                             | Author Data<br>Daoud Attayi  | Dates of Test<br>March 03-15, April 10-11, 2006 | Test Report No<br>RTS-0279-0603-03 |
|                             |  | FCC ID:<br>L6ARBA40GW                           |                                    |

## 1.5 Headsets

The BlackBerry Wireless Handheld was tested with and without with the headset model number HDW-03458-001.

## 1.6 Batteries

The BlackBerry Wireless Handheld was tested with the following Lithium Ion Batteries.

- 1) BAT-06860-003
- 2) BAT-06860-003 (Alternate)
- 3) BAT-06985-002 (Higher capacity, alternate)

## 1.7 LCDs

The BlackBerry Wireless Handhelds were tested with the following LCDs.

- 1) LCD-09151-001
- 2) LCD-09151-002 (Alternate)

## 1.8 Procedure used to establish test signal

The Handheld was put into test mode for SAR measurements by placing a voice call from a Rohde & Schwarz CMU-200 Communications Test Instrument. The power control level was set to command the handheld to transmit at full power at the specified frequency. Other parameters include: Channel type = full rate, discontinuous transmission off, frequency hopping off. For GPRS mode, the handheld was assigned 2 tx timeslot. A Rohde & Schwarz CMU-200 was used to establish a connection with the EUT's Bluetooth radio. Worst case SAR was evaluated with Bluetooth on.

## 2.0 DESCRIPTION OF THE TEST EQUIPMENT

### 2.1 SAR measurement system

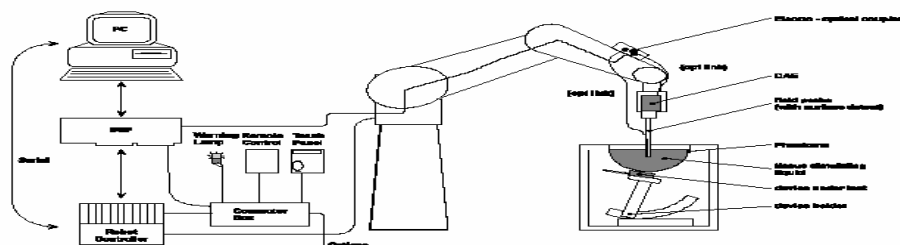
SAR measurements were performed using a Dosimetric Assessment System (DASY4), an automated SAR measurement system manufactured by Schmid & Partner Engineering AG (SPEAG), of Zurich, Switzerland.

The DASY 4 system for performing compliance tests consists of the following items:

- A standard high precision 6-axis robot (Stäubli RX family) with controller and software.
- An arm extension for accommodating the data acquisition electronics (DAE).
- A dosimetric probe, i.e., an isotropic E-field probe optimized and calibrated for usage in tissue simulating liquid. The probe is equipped with an optical surface detector system.
- A DAE module that performs the signal amplification, signal multiplexing, A/D conversion, offset measurements, mechanical surface detection, collision detection, etc. The unit is battery powered with standard or rechargeable batteries. The signal is optically transmitted to the Electro-optical coupler (EOC).
- A unit to operate the optical surface detector that is connected to the EOC.
- The EOC performs the conversion from an optical signal into the digital electric signal of the DAE. The EOC is connected to the PC plug-in card.

|   |  |   |                              |
|---|--|---|------------------------------|
| <b>RTS</b><br><b>RIM Testing Services</b> | Document<br>SAR Compliance Test Report for the BlackBerry Wireless<br>Handheld Model RBA41GW / RBA42GW / RBA43GW |   | Page<br>7(25)                |
| Author Data<br><b>Daoud Attayi</b>        | Dates of Test<br><b>March 03-15, April 10-11, 2006</b>   | Test Report No<br><b>RTS-0279-0603-03</b> | FCC ID:<br><b>L6ARBA40GW</b> |

- The functions of the PC plug-in card based on a DSP is to perform the time critical tasks such as signal filtering, surveillance of the robot operation fast movement interrupts.
- A computer operating Windows 2000.
- DASY 4 software version 4.6.
- Remote control with teach pendant and additional circuitry for robot safety such as warning lamps, etc.
- The SAM Twin Phantom enabling testing left-hand and right-hand usage.
- The device holder for handheld mobile phones.
- Tissue simulating liquid mixed according to the given recipes (see section 6.1).
- System validation dipoles allowing for the validation of proper functioning of the system.



**Figure 3. System Description**

### 2.1.1 Equipment List

| Manufacturer                    | Test Equipment                      | Model Number | Serial Number | Cal. Due Date |
|---------------------------------|-------------------------------------|--------------|---------------|---------------|
| SCHMID & Partner Engineering AG | E-field probe                       | ET3DV6       | 1644          | 11/11/2006    |
| SCHMID & Partner Engineering AG | Data Acquisition Electronics (DAE3) | DAE3 V1      | 472           | 12/01/2007    |
| SCHMID & Partner Engineering AG | Dipole Validation Kit               | D835V2       | 446           | 01/07/2007    |
| SCHMID & Partner Engineering AG | Dipole Validation Kit               | D1900V2      | 545           | 01/06/2007    |
| Agilent Technologies            | Signal generator                    | HP 8648C     | 4037U03155    | 09/13/2007    |
| Agilent Technologies            | Power meter                         | E4419B       | GB40202821    | 09/14/2006    |
| Agilent Technologies            | Power sensor                        | 8481A        | MY41095417    | 09/20/2006    |
| Amplifier Research              | Amplifier                           | 5S1G4M3      | 300986        | CNR           |
| Agilent Technologies            | Network analyzer                    | 8753ES       | US39174857    | 09/14/2006    |
| Rohde & Schwarz                 | Base Station Simulator              | CMU 200      | 102204        | 09/06/2006    |
| Rohde & Schwarz                 | Base Station Simulator              | CMU 200      | 109747        | 02/08/2007    |

**Table 3. Equipment list**

|                             |  |   |                                    |
|-----------------------------|--|---|------------------------------------|
| RTS<br>RIM Testing Services | Document<br>SAR Compliance Test Report for the BlackBerry Wireless<br>Handheld Model RBA41GW / RBA42GW / RBA43GW |   | Page<br>8(25)                      |
|                             | Author Data<br>Daoud Attayi  | Dates of Test<br>March 03-15, April 10-11, 2006 | Test Report No<br>RTS-0279-0603-03 |
|                             |  | FCC ID:<br>L6ARBA40GW                           |                                    |

## 2.2 Description of the test setup

Before a SAR test is conducted, the Handheld and the DASY equipment are setup as follows:

### 2.2.1 Handheld and base station simulator setup

- Power up the Handheld.
- Turn on the base station simulator and set the radio channel and power to the appropriate values.
- Connect an antenna to the RF IN/OUT of the communication test set and place it close to the Handheld.

### 2.2.2 DASY setup

- Turn the computer on and log on to Windows 2000.
- Start the DASY4 software by clicking on the icon located on the Windows desktop.
- Mount the DAE unit and the probe. Turn on the DAE unit.
- Turn the Robot Controller on by turning the main power switch to the horizontal position
- Align the probe by clicking the 'Align probe in light beam' button.
- Open a file and configure the proper parameters - probe, medium, communications system etc.
- Establish a connection between the Handheld and the communications test instrument. Place the Handheld on the stand and adjust it under the phantom.
- Start SAR measurements.

## 3.0 ELECTRIC FIELD PROBE CALIBRATION

### 3.1 Probe Specifications

SAR measurements were conducted using the dosimetric probe ET3DV6, designed by Schmid & Partner Engineering AG for the measurement of SAR. The probe is constructed using the thin film technique, with printed resistive lines on ceramic substrates. It has a symmetrical design with triangular core, built-in optical fibre for the surface detection system and built-in shielding against static discharge. The probe is sensitive to E-fields and thus incorporates three small dipoles arranged so that the overall response is close to isotropic. The table below summarizes the technical data for the probe.



|   |  |   |                              |
|---|--|---|------------------------------|
| <b>RTS</b><br><b>RIM Testing Services</b> | Document<br>SAR Compliance Test Report for the BlackBerry Wireless<br>Handheld Model RBA41GW / RBA42GW / RBA43GW |   | Page<br>9(25)                |
| Author Data<br><b>Daoud Attayi</b>        | Dates of Test<br><b>March 03-15, April 10-11, 2006</b>   | Test Report No<br><b>RTS-0279-0603-03</b> | FCC ID:<br><b>L6ARBA40GW</b> |

| Property                                    | Data                      |
|---|---------------------------|
| Frequency range                             | 30 MHz – 3 GHz            |
| Linearity                                   | $\pm 0.1$ dB              |
| Directivity (rotation around probe axis)    | $\leq \pm 0.2$ dB         |
| Directivity (rotation normal to probe axis) | $\pm 0.4$ dB              |
| Dynamic Range                               | 5 mW/kg – 100 W/kg        |
| Probe positioning repeatability             | $\pm 0.2$ mm              |
| Spatial resolution                          | $< 0.125$ mm <sup>3</sup> |

**Table 4. Probe specifications**

### 3.2 Probe calibration and measurement errors

The probe was calibrated on November 11, 2005 with an accuracy better than  $\pm 10\%$ . The sensitivity parameters (NormX, NormY, NormZ), the diode compression parameter (DCP) and the conversion factor (ConvF) of the probe were tested. The probe calibration parameters are shown on Appendix D.

## 4.0 SAR MEASUREMENT SYSTEM VERIFICATION

Prior to conducting SAR measurements, the system was validated using the dipole validation kit and the flat section of the SAM phantom. A power level of 1.0W was applied to the dipole antenna. The verification results are in the table below with a comparison to reference values. Printouts are shown in Appendix A. All the measured parameters are within the allowed tolerances.

### 4.1 System accuracy verification for Head Adjacent use

| f<br>(MHz) | Limits / Measured     | SAR (W/kg)<br>1 g / 10 g | Dielectric Parameters |                | Liquid<br>Temp (°C) |
|------------|-----------------------|--------------------------|-----------------------|----------------|---------------------|
|            |                       |                          | $\epsilon_r$          | $\sigma$ [S/m] |                     |
| 835        | Measured (03/03/2006) | 8.29 / 5.36              | 41.7                  | 0.86           | 23.1                |
|            | Measured (03/06/2006) | 8.40 / 5.44              | 40.7                  | 0.87           | 24.0                |
|            | Measured (03/14/2006) | 9.58 / 6.22              | 42.6                  | 0.91           | 23.8                |
|            | Measured (04/10/2006) | 9.89 / 6.40              | 43.6                  | 0.93           | 22.8                |
|            | Recommended Limits    | 9.10 / 5.9               | 41.5                  | 0.90           | N/A                 |
| 1900       | Measured (03/09/2006) | 37.6 / 19.9              | 38.8                  | 1.40           | 23.8                |
|            | Measured (03/13/2006) | 38.5 / 20.3              | 38.4                  | 1.43           | 24.0                |
|            | Recommended Limits    | 39.5 / 20.7              | 40.0                  | 1.40           | N/A                 |

**Table 5. System accuracy (Validation for Head Adjacent use)**

|                             |  |   |                                    |
|-----------------------------|--|---|------------------------------------|
| RTS<br>RIM Testing Services | Document<br>SAR Compliance Test Report for the BlackBerry Wireless<br>Handheld Model RBA41GW / RBA42GW / RBA43GW |   | Page<br>10(25)                     |
|                             | Author Data<br>Daoud Attayi  | Dates of Test<br>March 03-15, April 10-11, 2006 | Test Report No<br>RTS-0279-0603-03 |
|                             |  | FCC ID:<br>L6ARBA40GW                           |                                    |

## 5.0 PHANTOM DESCRIPTION

The SAM Twin Phantom, manufactured by SPEAG, was used during the SAR measurements. The phantom is made of a fibreglass shell integrated with a wooden table.

The SAM Twin Phantom is a fibreglass shell phantom with 2 mm shell thickness. It has three measurement areas:

- Left side head
- Right side head
- Flat phantom

The phantom table dimensions are: 100x50x85 cm (LxWxH). The table is intended for use with freestanding robots.

The bottom shelf contains three pair of bolts for locking the device holder in place. The device holder positions are adjusted to the standard measurement positions in the three sections. Only one device holder is necessary if two phantoms are used (e.g., for different solutions).

A white cover is provided to top the phantom during off-periods to prevent water evaporation and changes in the liquid parameters. Free space scans of devices on the cover are possible; however the optical surface detector does not work properly at the cover surface. Place a sheet of white paper on the cover when using optical surface detection.

Liquid depth of  $\geq 15$  cm is maintained in the phantom for all the measurements.



**Figure 4. SAM Twin Phantom**

|                             |  |   |                                    |
|-----------------------------|--|---|------------------------------------|
| RTS<br>RIM Testing Services | Document<br>SAR Compliance Test Report for the BlackBerry Wireless<br>Handheld Model RBA41GW / RBA42GW / RBA43GW |   | Page<br>11(25)                     |
|                             | Author Data<br>Daoud Attayi  | Dates of Test<br>March 03-15, April 10-11, 2006 | Test Report No<br>RTS-0279-0603-03 |
|                             |  | FCC ID:<br>L6ARBA40GW                           |                                    |

## 6.0 TISSUE DIELECTRIC PROPERTIES

### 6.1 Composition of tissue simulant

The composition of the brain and muscle simulating liquids for 800-900 MHz and 1800-1900 MHz are shown in the table below.

| INGREDIENT  | MIXTURE 800–900MHz |          | MIXTURE 1800–1900MHz |          |
|-------------|--------------------|----------|----------------------|----------|
|             | Brain %            | Muscle % | Brain %              | Muscle % |
| Water       | 51.07              | 65.45    | 54.88                | 69.91    |
| Sugar       | 47.31              | 34.31    | 0                    | 0        |
| Salt        | 1.15               | 0.62     | 0.21                 | 0.13     |
| HEC         | 0.23               | 0        | 0                    | 0        |
| Bactericide | 0.24               | 0.10     | 0                    | 0        |
| DGBE        | 0                  | 0        | 44.91                | 29.96    |

**Table 6. Tissue simulant recipe**

#### 6.1.1 Equipment

| Manufacturer    | Test Equipment      | Model Number | Serial Number | Cal. Due Date |
|-----------------|---------------------|--------------|---------------|---------------|
| Pyrex, England  | Graduated Cylinder  | N/A          | N/A           | N/A           |
| Pyrex, USA      | Beaker              | N/A          | N/A           | N/A           |
| Acculab         | Weight Scale        | V1-1200      | 018WB2003     | N/A           |
| Control Company | Digital Thermometer | 15-077-21    | 51129471      | 05/20/2007    |
| IKA Works Inc.  | Hot Plate           | RC Basic     | 3.107433      | N/A           |

**Table 7. Tissue simulant preparation equipment**

#### 6.1.2 Preparation procedure

##### 800-900 MHz liquids

- Fill the container with **water**. Begin heating and stirring.
- Add the **Cellulose**, the **preservative substance** and the **salt**. After several hours, the liquid will become more transparent again. The container must be covered to prevent evaporation.
- Add **Sugar**. Stir it well until the sugar is sufficiently dissolved.
- Keep the liquid hot but below the boiling point for at least an hour. The container must be covered to prevent evaporation.
- Remove the container from, and turn the hotplate off and allow the liquid to cool off to room temperature prior to performing dielectric measurements.

##### 1800-1900 MHz liquid

- Fill the container with **water**. Begin heating and stirring.

|   |  |   |                              |
|---|--|---|------------------------------|
| <b>RTS</b><br><b>RIM Testing Services</b> | Document<br>SAR Compliance Test Report for the BlackBerry Wireless<br>Handheld Model RBA41GW / RBA42GW / RBA43GW |   | Page<br>12(25)               |
| Author Data<br><b>Daoud Attayi</b>        | Dates of Test<br><b>March 03-15, April 10-11, 2006</b>   | Test Report No<br><b>RTS-0279-0603-03</b> | FCC ID:<br><b>L6ARBA40GW</b> |

- Add the **salt** and **Glycol**. The container must be covered to prevent evaporation.
- Keep the liquid hot but below the boiling point for at least an hour. The container must be covered to prevent evaporation.
- Remove the container from, and turn the hotplate off and allow the liquid to cool off to room temperature prior to performing dielectric measurements.

## 6.2 Electrical parameters of the tissue simulating liquid

The tissue dielectric parameters shall be measured before a batch can be used for SAR measurements to ensure that the simulated tissue was properly made and will simulate the desired human characteristic. Limits and measured electrical parameters are shown in the table below.

Recommended limits are adopted from IEEE P1528-2003:

“Recommended Practice for Determining the Peak Spatial-Average Specific Absorption Rate (SAR) in the Human Head from Wireless Communications Devices: Measurement Techniques”, SPEAG dipole calibration certificates and from FCC Tissue Dielectric Properties web page at <http://www.fcc.gov/fcc-bin/dielec.sh>

| f (MHz) | Tissue Type | Limits / Measured     | Dielectric Parameters |                | Liquid Temp (°C) |
|---------|-------------|-----------------------|-----------------------|----------------|------------------|
|         |             |                       | $\epsilon_r$          | $\sigma$ [S/m] |                  |
| 835     | Head        | Measured (03/03/2006) | 41.7                  | 0.86           | 23.1             |
|         |             | Measured (03/06/2006) | 40.7                  | 0.87           | 24.0             |
|         |             | Measured (03/14/2006) | 42.6                  | 0.91           | 23.8             |
|         |             | Measured (04/10/2006) | 43.6                  | 0.93           | 22.8             |
|         |             | Recommended Limits    | 41.5                  | 0.90           | N/A              |
|         | Muscle      | Measured (03/06/2006) | 52.5                  | 0.95           | 23.0             |
|         |             | Measured (03/15/2006) | 53.4                  | 0.97           | 23.0             |
|         |             | Measured (04/10/2006) | 52.8                  | 0.94           | 22.8             |
|         |             | Recommended Limits    | 55.2                  | 0.97           | N/A              |
| 1900    | Head        | Measured (03/09/2006) | 38.8                  | 1.40           | 23.8             |
|         |             | Measured (03/13/2006) | 38.4                  | 1.43           | 24.0             |
|         |             | Recommended Limits    | 40.0                  | 1.40           | N/A              |
|         | Muscle      | Measured (03/13/2006) | 51.1                  | 1.53           | 24.1             |
|         |             | Recommended Limits    | 53.3                  | 1.52           | N/A              |

**Table 8. Electrical parameters of tissue simulating liquid**

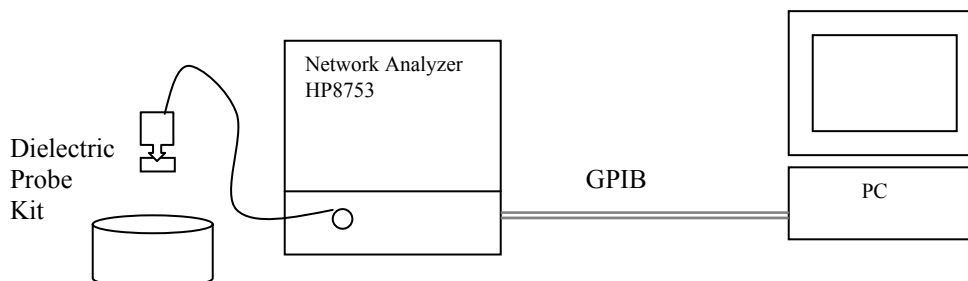
### 6.2.1 Equipment

| Manufacturer         | Test Equipment       | Model Number | Serial Number | Cal. Due Date |
|----------------------|----------------------|--------------|---------------|---------------|
| Agilent Technologies | Network Analyzer     | 8753ES       | US39174857    | 09/14/2006    |
| Agilent Technologies | Dielectric probe kit | HP 85070C    | US9936135     | CNR           |
| Control Company      | Digital Thermometer  | 15-077-21    | 51129471      | 05/20/2007    |

**Table 9. Equipment required for electrical parameter measurements**

|                             |  |   |                                    |
|-----------------------------|--|---|------------------------------------|
| RTS<br>RIM Testing Services | Document<br>SAR Compliance Test Report for the BlackBerry Wireless<br>Handheld Model RBA41GW / RBA42GW / RBA43GW |   | Page<br>13(25)                     |
|                             | Author Data<br>Daoud Attayi  | Dates of Test<br>March 03-15, April 10-11, 2006 | Test Report No<br>RTS-0279-0603-03 |
|                             |  | FCC ID:<br>L6ARBA40GW                           |                                    |

### 6.2.2 Test Configuration



**Figure 5. Test configuration**

### 6.2.3 Procedure

1. Turn NWA on and allow at least 30 minutes for warm up.
2. Mount dielectric probe kit so that interconnecting cable to NWA will not be moved during measurements or calibration.
3. Pour de-ionized water and measure water temperature ( $\pm 1^\circ$ ).
4. Set water temperature in HP-Software (Calibration Setup).
5. Perform calibration.
6. Relative permittivity  $\epsilon_r = \epsilon'$  and conductivity can be calculated from  $\epsilon''$   

$$\sigma = \omega \epsilon_0 \epsilon''$$
7. Measure liquid shortly after calibration.
8. Stir the liquid to be measured. Take a sample (~50ml) with a syringe from the center of the liquid container.
9. Pour the liquid into a small glass flask. Hold the syringe at the bottom of the flask to avoid air bubbles.
10. Put the dielectric probe in the glass flask. Check that there are no air bubbles in front of the opening in the dielectric probe kit.
11. Perform measurements.
12. Adjust medium parameters in DASY4 for the frequencies necessary for the measurements ('Setup Config', select medium (e.g. Head 835 MHz) and press 'Option'-button.
13. Select the current medium for the frequency of the validation (e.g. Setup Medium Brain 835 MHz).

Sample calculation for 835 MHz head tissue dielectric parameters using data from Table 10.

Relative permittivity  $\epsilon_r = \epsilon' = 41.66$

Conductivity  $\sigma = \omega \epsilon_0 \epsilon'' = (2\pi \times 835 \times 10^6)(8.854 \times 10^{-12})(18.47) = 0.86 \text{ S/m}$

|                             |  |   |                                    |
|-----------------------------|--|---|------------------------------------|
| RTS<br>RIM Testing Services | Document<br>SAR Compliance Test Report for the BlackBerry Wireless<br>Handheld Model RBA41GW / RBA42GW / RBA43GW |   | Page<br>14(25)                     |
|                             | Author Data<br>Daoud Attayi  | Dates of Test<br>March 03-15, April 10-11, 2006 | Test Report No<br>RTS-0279-0603-03 |
|                             |  | FCC ID:<br>L6ARBA40GW                           |                                    |

**Title**

**SubTitle**

March 03, 2006 10:21 AM

**Title**

**SubTitle**

March 03, 2006 11:58 AM

| Frequency      | e'      | e"      | Frequency      | e'      | e"      |
|----------------|---------|---------|----------------|---------|---------|
| 800.000000 MHz | 42.0400 | 18.5825 | 800.000000 MHz | 52.8146 | 20.4256 |
| 805.000000 MHz | 41.9969 | 18.5956 | 805.000000 MHz | 52.7689 | 20.4194 |
| 810.000000 MHz | 41.9283 | 18.5512 | 810.000000 MHz | 52.7222 | 20.3912 |
| 815.000000 MHz | 41.8801 | 18.5391 | 815.000000 MHz | 52.6550 | 20.3649 |
| 820.000000 MHz | 41.8414 | 18.5194 | 820.000000 MHz | 52.5974 | 20.3468 |
| 825.000000 MHz | 41.8020 | 18.4947 | 825.000000 MHz | 52.5494 | 20.3530 |
| 830.000000 MHz | 41.7369 | 18.4881 | 830.000000 MHz | 52.5057 | 20.3523 |
| 835.000000 MHz | 41.6604 | 18.4744 | 835.000000 MHz | 52.4726 | 20.3478 |
| 840.000000 MHz | 41.6042 | 18.4554 | 840.000000 MHz | 52.3846 | 20.3085 |
| 845.000000 MHz | 41.5545 | 18.4556 | 845.000000 MHz | 52.3432 | 20.2749 |
| 850.000000 MHz | 41.4947 | 18.4174 | 850.000000 MHz | 52.2851 | 20.3122 |
| 855.000000 MHz | 41.4481 | 18.3863 | 855.000000 MHz | 52.2808 | 20.2869 |
| 860.000000 MHz | 41.3887 | 18.3797 | 860.000000 MHz | 52.2183 | 20.2615 |
| 865.000000 MHz | 41.3182 | 18.3663 | 865.000000 MHz | 52.1613 | 20.2770 |
| 870.000000 MHz | 41.2554 | 18.3409 | 870.000000 MHz | 52.1031 | 20.2717 |
| 875.000000 MHz | 41.1961 | 18.3249 | 875.000000 MHz | 52.0748 | 20.2872 |
| 880.000000 MHz | 41.1378 | 18.3090 | 880.000000 MHz | 52.0394 | 20.2526 |
| 885.000000 MHz | 41.0950 | 18.3088 | 885.000000 MHz | 51.9887 | 20.2868 |
| 890.000000 MHz | 41.0373 | 18.3230 | 890.000000 MHz | 51.9641 | 20.2902 |
| 895.000000 MHz | 41.0098 | 18.2689 | 895.000000 MHz | 51.9192 | 20.2648 |
| 900.000000 MHz | 40.9506 | 18.2887 | 900.000000 MHz | 51.9063 | 20.2534 |

**Head**

**Muscle**

**Table 10. 835 MHz head and muscle tissue dielectric parameters**

|   |  |   |
|---|--|---|
| <b>RTS</b><br><b>RIM Testing Services</b> | Document<br>SAR Compliance Test Report for the BlackBerry Wireless<br>Handheld Model RBA41GW / RBA42GW / RBA43GW | Page<br>15(25)                            |
| Author Data<br><b>Daoud Attayi</b>        | Dates of Test<br><b>March 03-15, April 10-11, 2006</b>   | Test Report No<br><b>RTS-0279-0603-03</b> |
| FCC ID:<br><b>L6ARBA40GW</b>              |  |   |

| Title                   |         |         | Title                   |         |         |
|-------------------------|---------|---------|-------------------------|---------|---------|
| SubTitle                |         |         | SubTitle                |         |         |
| March 03, 2006 02:15 PM |         |         | March 13, 2006 04:37 PM |         |         |
| Frequency               | e'      | e''     | Frequency               | e'      | e''     |
| 1.800000000 GHz         | 39.1794 | 12.9216 | 1.800000000 GHz         | 51.3755 | 14.2493 |
| 1.805000000 GHz         | 39.1508 | 12.9296 | 1.805000000 GHz         | 51.3685 | 14.2621 |
| 1.810000000 GHz         | 39.1383 | 12.9339 | 1.810000000 GHz         | 51.3621 | 14.2922 |
| 1.815000000 GHz         | 39.1134 | 12.9518 | 1.815000000 GHz         | 51.3340 | 14.3084 |
| 1.820000000 GHz         | 39.0996 | 12.9629 | 1.820000000 GHz         | 51.3142 | 14.3000 |
| 1.825000000 GHz         | 39.0882 | 12.9577 | 1.825000000 GHz         | 51.3024 | 14.3133 |
| 1.830000000 GHz         | 39.0776 | 12.9879 | 1.830000000 GHz         | 51.2819 | 14.3411 |
| 1.835000000 GHz         | 39.0718 | 12.9912 | 1.835000000 GHz         | 51.2783 | 14.3547 |
| 1.840000000 GHz         | 39.0602 | 13.0039 | 1.840000000 GHz         | 51.2598 | 14.3668 |
| 1.845000000 GHz         | 39.0338 | 13.0019 | 1.845000000 GHz         | 51.2345 | 14.3705 |
| 1.850000000 GHz         | 39.0236 | 13.0257 | 1.850000000 GHz         | 51.2235 | 14.3904 |
| 1.855000000 GHz         | 39.0021 | 13.0357 | 1.855000000 GHz         | 51.2088 | 14.3888 |
| 1.860000000 GHz         | 38.9773 | 13.0684 | 1.860000000 GHz         | 51.1795 | 14.4068 |
| 1.865000000 GHz         | 38.9577 | 13.0802 | 1.865000000 GHz         | 51.1776 | 14.4192 |
| 1.870000000 GHz         | 38.9447 | 13.0879 | 1.870000000 GHz         | 51.1535 | 14.4505 |
| 1.875000000 GHz         | 38.9417 | 13.1161 | 1.875000000 GHz         | 51.1399 | 14.4482 |
| 1.880000000 GHz         | 38.9115 | 13.1285 | 1.880000000 GHz         | 51.1174 | 14.4678 |
| 1.885000000 GHz         | 38.8941 | 13.1419 | 1.885000000 GHz         | 51.1060 | 14.4672 |
| 1.890000000 GHz         | 38.8740 | 13.1600 | 1.890000000 GHz         | 51.0878 | 14.4867 |
| 1.895000000 GHz         | 38.8427 | 13.1644 | 1.895000000 GHz         | 51.0642 | 14.5076 |
| 1.900000000 GHz         | 38.8289 | 13.1962 | 1.900000000 GHz         | 51.0639 | 14.4939 |
| 1.905000000 GHz         | 38.8084 | 13.2029 | 1.905000000 GHz         | 51.0367 | 14.5216 |
| 1.910000000 GHz         | 38.7866 | 13.2162 | 1.910000000 GHz         | 51.0221 | 14.5312 |
| 1.915000000 GHz         | 38.7781 | 13.2270 | 1.915000000 GHz         | 51.0028 | 14.5627 |
| 1.920000000 GHz         | 38.7689 | 13.2501 | 1.920000000 GHz         | 51.0044 | 14.5616 |

Head

Muscle

Table 11. 1900 MHz head and muscle tissue dielectric parameters

|  |   |                  |            |
|--|---|------------------|------------|
| <div>RTS</div> <div>RIM Testing Services</div> | Document  |                  | Page       |
|  | SAR Compliance Test Report for the BlackBerry Wireless Handheld Model RBA41GW / RBA42GW / RBA43GW |                  | 16(25)     |
| Author Data                                    | Dates of Test   | Test Report No   | FCC ID:    |
| Daoud Attayi                                   | March 03-15, April 10-11, 2006  | RTS-0279-0603-03 | L6ARBA40GW |

## 7.0 SAR SAFETY LIMITS

| Standards/Guideline        | Localized SAR Limit<br>(W/kg) General public<br>(uncontrolled) | Localized SAR Limits<br>(W/kg) Workers<br>(controlled) |
|----------------------------|--|--|
| ICNIRP (1998) Standard     | 2.0 (10g)  | 10.0 (10g)   |
| IEEE C95.1 (1999) Standard | 1.6 (1g)   | 8.0 (1g)   |

**Table 12. SAR safety limits for Controlled / Uncontrolled environment**

| Human Exposure   | Localized SAR Limits<br>(W/kg) 10g, ICNIRP<br>(1998) Standard | Localized SAR Limits<br>(W/kg) 1g, IEEE C95.1<br>(1999) Standard |
|--|---|--|
| Spatial Average (averaged over the whole body)             | 0.08  | 0.08   |
| Spatial Peak (averaged over any X g of tissue)             | 2.00  | 1.60   |
| Spatial Peak (hands/wrists/feet/ankles averaged over 10 g) | 4.00  | 4.00 (10g)   |

**Table 13. SAR safety limits**

**Uncontrolled Environments** are defined as locations where there is exposure of individuals who have no knowledge or control of their exposure.

**Controlled Environments** are defined as locations where there is exposure that may be incurred by persons who are aware of the potential for exposure, (i.e. as a result of employment or occupation).




|                             |  |   |                                    |
|-----------------------------|--|---|------------------------------------|
| RTS<br>RIM Testing Services | Document<br>SAR Compliance Test Report for the BlackBerry Wireless<br>Handheld Model RBA41GW / RBA42GW / RBA43GW |   | Page<br>17(25)                     |
|                             | Author Data<br>Daoud Attayi  | Dates of Test<br>March 03-15, April 10-11, 2006 | Test Report No<br>RTS-0279-0603-03 |
|                             |  | FCC ID:<br>L6ARBA40GW                           |                                    |

## 8.0 DEVICE POSITIONING

### 8.1 Device holder for SAM Twin Phantom

The Handheld was positioned for all test configurations using the DASY4 holder. The device holder facilitates the rotation of the mounted transmitter in spherical coordinates whereby the rotation point is the ear opening. The devices can be easily, accurately and with repeatability positioned according to FCC and CENELEC specifications. The device holder can be locked at different phantom locations (left head, right head, flat phantom).



**Figure 6. Device Holder**

1. Put the phone in the clamp mechanism (1) and hold it straight while tightening. (Curved phones or phones with asymmetrical ear pieces should be positioned so that the earpiece is in the symmetry plane of the clamp).
2. Adjust the sliding carriage (2) to 90°. Then adjust the phone holder angle (3) until the reference line of the phone is horizontal (parallel to the flat phantom bottom). The phone reference line is defined as the front tangential line between the earpiece and the center of the device bottom (or the center of the flip hinge). For devices with parallel front and backsides, the phone holder angle (3) is 0°.
3. Place the device holder at the desired phantom section and move it securely against the positioning pins (4). The screw in front of the turning plate can be applied for correct positioning (5). (Do not tighten it too strongly).
4. Shift the phone clamp (6) so that the earpiece is exactly below the ear marking of the phantom. The phone is now correctly positioned in the holder for all standard phantom measurements, even after changing the phantom or phantom section.

|                             |  |   |                                    |
|-----------------------------|--|---|------------------------------------|
| RTS<br>RIM Testing Services | Document<br>SAR Compliance Test Report for the BlackBerry Wireless<br>Handheld Model RBA41GW / RBA42GW / RBA43GW |   | Page<br>18(25)                     |
|                             | Author Data<br>Daoud Attayi  | Dates of Test<br>March 03-15, April 10-11, 2006 | Test Report No<br>RTS-0279-0603-03 |
|                             |  | FCC ID:<br>L6ARBA40GW                           |                                    |

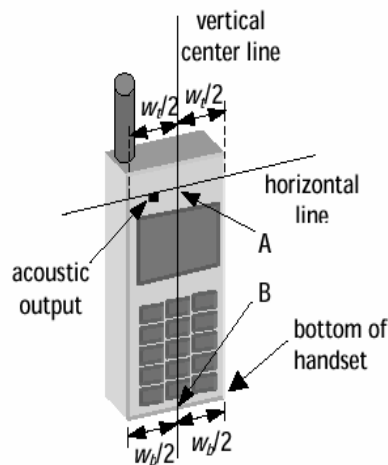
5. Adjust the device position angles to the desired measurement position.
6. After fixing the device angles, move the phone fixture up until the phone touches the ear marking. (The point of contact depends on the design of the device and the positioning angle).

## 8.2 Description of the test positioning

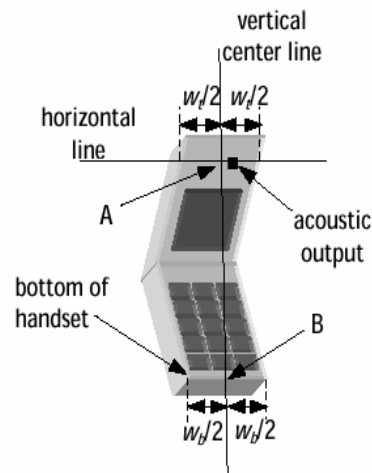
### 8.2.1 Test Positions of Device Relative to Head

The handset was tested in two test positions against the head phantom, the “cheek” position and the “tilted” position, on both left and right sides of the phantom.

The handset was tested in the above positions according to IEEE 1528- 2003 “Recommended Practice for Determining the Spatial-Peak Specific Absorption Rate (SAR) in the Human Body Due to Wireless Communications Devices: Experimental Techniques”.



**Figure 7a. Handset vertical and horizontal reference lines – fixed case**

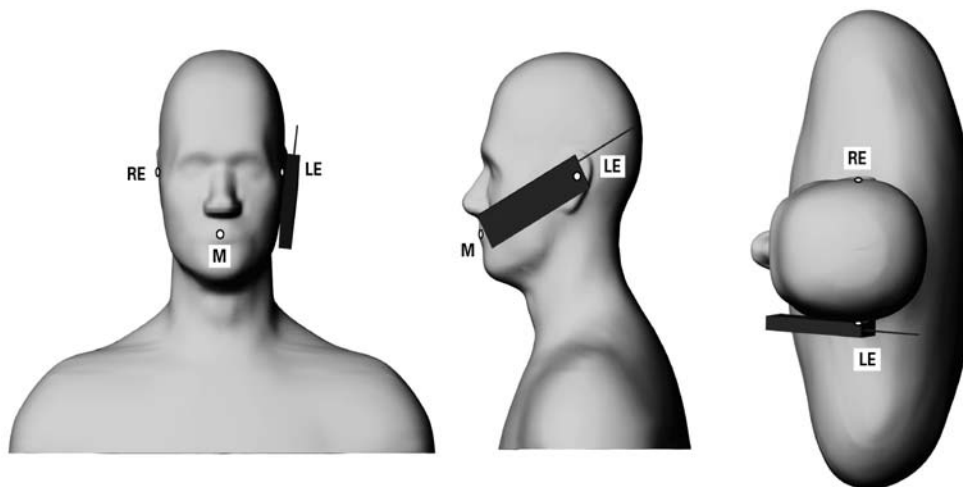


**Figure 7b. Handset vertical and horizontal reference lines – “clam-shell”**

|   |  |   |
|---|--|---|
| <b>RTS</b><br><b>RIM Testing Services</b> | Document<br>SAR Compliance Test Report for the BlackBerry Wireless<br>Handheld Model RBA41GW / RBA42GW / RBA43GW | Page<br>19(25)                            |
| Author Data<br><b>Daoud Attayi</b>        | Dates of Test<br><b>March 03-15, April 10-11, 2006</b>   | Test Report No<br><b>RTS-0279-0603-03</b> |
| FCC ID:<br><b>L6ARBA40GW</b>              |  |   |

### 8.2.1.1 Definition of the “cheek” position

- 1) Ready the handset for talk operation, if necessary. For example, for handsets with a cover piece, open the cover.
- 2) Define two imaginary lines on the handset: the vertical centerline and the horizontal line. The vertical centerline passes through two points on the front side of the handset: the midpoint of the width  $w_t$  of the handset at the level of the acoustic output (point A on Figures 7a and 7b), and the midpoint of the width  $w_b$  of the bottom of the handset (point B). The horizontal line is perpendicular to the vertical centerline and passes through the center of the acoustic output (see Figure 7a). The two lines intersect at point A. Note that for many handsets, point A coincides with the center of the acoustic output. However, the acoustic output may be located elsewhere on the horizontal line. Also note that the vertical centerline is not necessarily parallel to the front face of the handset (see Figure 7b), especially for clamshell handsets, handsets with flip pieces, and other irregularly shaped handsets.
- 3) Position the handset close to the surface of the phantom such that point A is on the (virtual) extension of the line passing through points RE and LE on the phantom (see Figure 7), such that the plane defined by the vertical center line and the horizontal center line is in a plane approximately parallel to the sagittal plane of the phantom.
- 4) Translate the handset towards the phantom along the line passing through RE and LE until the handset touches the ear.
- 5) While maintaining the handset in this plane, rotate it around the LE-RE line until the vertical centerline is the plane normal to MB (“mouth-back”) - NF (“neck-front”) including the line MB (reference plane).
- 6) Rotate the phone around the vertical centerline until the phone (horizontal line) is symmetrical with respect to the line NF.
- 7) While maintaining the vertical centerline in the reference plane, keeping point A on the line passing through RE and LE, and maintaining the phone contact with the ear, rotate the handset about the line NF until any point on the handset is in contact with a phantom point below the ear (cheek).

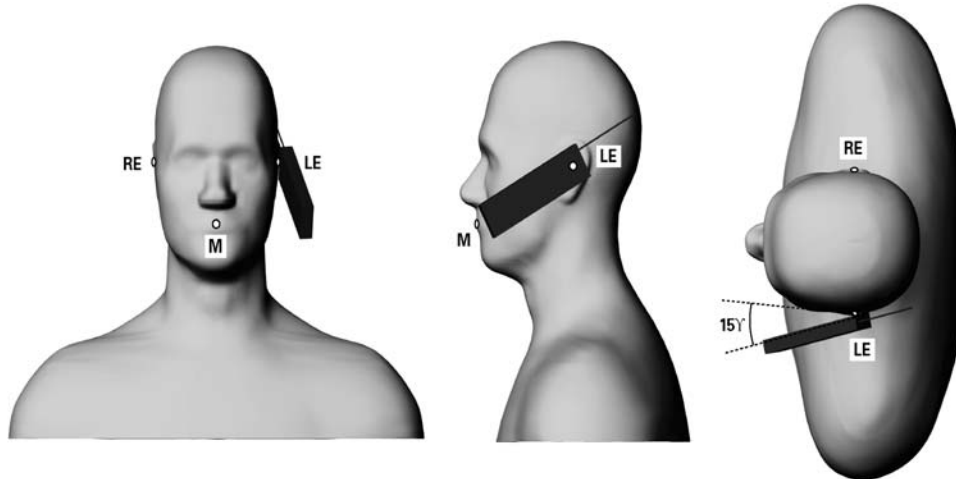


**Figure 8. Phone position 1, “cheek” or “touch” position. The reference points for the right ear (RE), left ear (LE) and mouth (M), which define the reference plane for phone positioning, are indicated. The shoulders are shown for illustration purposes only.**

|  |   |                  |            |
|--|---|------------------|------------|
| <div>RTS</div> <div>RIM Testing Services</div> | Document  |                  | Page       |
|  | SAR Compliance Test Report for the BlackBerry Wireless Handheld Model RBA41GW / RBA42GW / RBA43GW |                  | 20(25)     |
| Author Data                                    | Dates of Test   | Test Report No   | FCC ID:    |
| Daoud Attayi                                   | March 03-15, April 10-11, 2006  | RTS-0279-0603-03 | L6ARBA40GW |

### 8.2.1.2 Definition of the “Tilted” Position

- 1) Repeat steps 1 to 7 of 5.4.1 (in this report 8.2.1.1) to replace the device in the “cheek position.”
- 2) While maintaining the device in the reference plane (described above) and pivoting against the ear, move the device outward away from the mouth by an angle of 15 degrees, or until the antenna touches the phantom.



**Figure 9. Phone position 2, “tilted position.”** The reference points for the right ear (RE), left ear (LE) and mouth (M), which define the reference plane for phone positioning, are indicated. The shoulders are shown for illustration purposes only.

### 8.2.2 Body Holster Configuration

A body worn holster, as shown on Figure 2, was tested with the Wireless Handheld for FCC RF exposure compliance. The EUT was positioned in the holster case and the belt clip was placed against the flat section of the phantom. A headset was then connected to the handheld to simulate hands-free operation in a body worn holster configuration.

|   |  |   |                              |
|---|--|---|------------------------------|
| <b>RTS</b><br><b>RIM Testing Services</b> | Document<br>SAR Compliance Test Report for the BlackBerry Wireless<br>Handheld Model RBA41GW / RBA42GW / RBA43GW |   | Page<br>21(25)               |
| Author Data<br><b>Daoud Attayi</b>        | Dates of Test<br><b>March 03-15, April 10-11, 2006</b>   | Test Report No<br><b>RTS-0279-0603-03</b> | FCC ID:<br><b>L6ARBA40GW</b> |

## 9.0 HIGH LEVEL EVALUATION

### 9.1 Maximum search

The maximum search is automatically performed after each coarse scan measurement. It is based on splines in two or three dimensions. The procedure can find the maximum for most SAR distributions even with relatively large grid spacing. After the coarse scan measurement, the probe is automatically moved to a position at the interpolated maximum. The following scan can directly use this position for reference, e.g., for a finer resolution grid or the cube evaluations.

### 9.2 Extrapolation

The extrapolation can be used in z-axis scans with automatic surface detection. The SAR values can be extrapolated to the inner phantom surface. The extrapolation distance is the sum of the probe sensor offset, the surface detection distance and the grid offset. The extrapolation is based on fourth order polynomial functions. The extrapolation is only available for SAR values.

### 9.3 Boundary correction

The correction of the probe boundary effect in the vicinity of the phantom surface is done in the standard (worst case) evaluation; the boundary effect is reduced by different weights for the lowest measured points in the extrapolation routine. The result is a slight overestimation of the extrapolated SAR values (2% to 8%) depending on the SAR distribution and gradient. The advanced evaluation makes a full compensation of the boundary effect before doing the extrapolation. This is only possible for probes with specifications on the boundary effect.

### 9.4 Peak search for 1g and 10g cube averaged SAR

The 1g and 10g peak evaluations are only available for the predefined cube 7x7x7 scan. The routines are verified and optimized for the grid dimensions used in these cube measurements.

The measured volume of 30x30x30mm mm with 5mm resolution amounts to 343 measurement points. The first procedure is an extrapolation (incl. Boundary correction) to get the points between the lowest measured plane and the surface. The next step uses 3D interpolation to get all points within the measured volume in a 1mm grid. In the last step, a 1g cube is placed numerically into the volume and its averaged SAR is calculated. This cube is then moved around until the highest averaged SAR is found. This last procedure is repeated for a 10 g cube. If the highest SAR is found at the edge of the measured volume, the system will issue a warning: higher SAR values might be found outside of the measured volume. In that case the cube measurement can be repeated, using the new interpolated maximum as the center.

|   |  |  |   |
|---|--|--|---|
| <b>RTS</b><br><b>RIM Testing Services</b> | Document<br>SAR Compliance Test Report for the BlackBerry Wireless<br>Handheld Model RBA41GW / RBA42GW / RBA43GW |  | Page<br>22(25)                            |
|   | Author Data<br><b>Daoud Attayi</b>   | Dates of Test<br><b>March 03-15, April 10-11, 2006</b> | Test Report No<br><b>RTS-0279-0603-03</b> |
|   |  |  | FCC ID:<br><b>L6ARBA40GW</b>              |

## 10.0 MEASUREMENT UNCERTAINTY

| <b>DASY4 Uncertainty Budget</b><br>According to IEEE P1528 [1] |                   |             |      |              |               |                |                 |                     |
|--|-------------------|-------------|------|--------------|---------------|----------------|-----------------|---------------------|
| Error Description  | Uncertainty value | Prob. Dist. | Div. | ( $c_i$ ) 1g | ( $c_i$ ) 10g | Std. Unc. (1g) | Std. Unc. (10g) | ( $v_i$ ) $v_{eff}$ |
| <b>Measurement System</b>                                      |                   |             |      |              |               |                |                 |                     |
| Probe Calibration  | ±4.8 %            | N           | 1    | 1            | 1             | ±4.8 %         | ±4.8 %          | ∞                   |
| Axial Isotropy   | ±4.7 %            | R           | √3   | 0.7          | 0.7           | ±1.9 %         | ±1.9 %          | ∞                   |
| Hemispherical Isotropy   | ±9.6 %            | R           | √3   | 0.7          | 0.7           | ±3.9 %         | ±3.9 %          | ∞                   |
| Boundary Effects   | ±1.0 %            | R           | √3   | 1            | 1             | ±0.6 %         | ±0.6 %          | ∞                   |
| Linearity  | ±4.7 %            | R           | √3   | 1            | 1             | ±2.7 %         | ±2.7 %          | ∞                   |
| System Detection Limits  | ±1.0 %            | R           | √3   | 1            | 1             | ±0.6 %         | ±0.6 %          | ∞                   |
| Readout Electronics  | ±1.0 %            | N           | 1    | 1            | 1             | ±1.0 %         | ±1.0 %          | ∞                   |
| Response Time  | ±0.8 %            | R           | √3   | 1            | 1             | ±0.5 %         | ±0.5 %          | ∞                   |
| Integration Time   | ±2.6 %            | R           | √3   | 1            | 1             | ±1.5 %         | ±1.5 %          | ∞                   |
| RF Ambient Conditions  | ±3.0 %            | R           | √3   | 1            | 1             | ±1.7 %         | ±1.7 %          | ∞                   |
| Probe Positioner   | ±0.4 %            | R           | √3   | 1            | 1             | ±0.2 %         | ±0.2 %          | ∞                   |
| Probe Positioning  | ±2.9 %            | R           | √3   | 1            | 1             | ±1.7 %         | ±1.7 %          | ∞                   |
| Max. SAR Eval.   | ±1.0 %            | R           | √3   | 1            | 1             | ±0.6 %         | ±0.6 %          | ∞                   |
| <b>Test Sample Related</b>                                     |                   |             |      |              |               |                |                 |                     |
| Device Positioning   | ±2.9 %            | N           | 1    | 1            | 1             | ±2.9 %         | ±2.9 %          | 145                 |
| Device Holder  | ±3.6 %            | N           | 1    | 1            | 1             | ±3.6 %         | ±3.6 %          | 5                   |
| Power Drift  | ±5.0 %            | R           | √3   | 1            | 1             | ±2.9 %         | ±2.9 %          | ∞                   |
| <b>Phantom and Setup</b>                                       |                   |             |      |              |               |                |                 |                     |
| Phantom Uncertainty  | ±4.0 %            | R           | √3   | 1            | 1             | ±2.3 %         | ±2.3 %          | ∞                   |
| Liquid Conductivity (target)                                   | ±5.0 %            | R           | √3   | 0.64         | 0.43          | ±1.8 %         | ±1.2 %          | ∞                   |
| Liquid Conductivity (meas.)                                    | ±2.5 %            | N           | 1    | 0.64         | 0.43          | ±1.6 %         | ±1.1 %          | ∞                   |
| Liquid Permittivity (target)                                   | ±5.0 %            | R           | √3   | 0.6          | 0.49          | ±1.7 %         | ±1.4 %          | ∞                   |
| Liquid Permittivity (meas.)                                    | ±2.5 %            | N           | 1    | 0.6          | 0.49          | ±1.5 %         | ±1.2 %          | ∞                   |
| Combined Std. Uncertainty                                      |                   |             |      |              |               | ±10.3 %        | ±10.0 %         | 330                 |
| <b>Expanded STD Uncertainty</b>                                |                   |             |      |              |               | ±20.6 %        | ±20.1 %         |                     |

**Table 14. Worst-Case uncertainty budget for DASY4 assessed according to IEEE P1528.**  
**Source: Schmid & Partner Engineering AG.**

[1] The budget is valid for the frequency range 300MHz - 3 GHz and represents a worst-case analysis. For specific tests and configurations, the uncertainty could be considerably smaller.

|                             |  |   |                                    |
|-----------------------------|--|---|------------------------------------|
| RTS<br>RIM Testing Services | Document<br>SAR Compliance Test Report for the BlackBerry Wireless<br>Handheld Model RBA41GW / RBA42GW / RBA43GW |   | Page<br>23(25)                     |
|                             | Author Data<br>Daoud Attayi  | Dates of Test<br>March 03-15, April 10-11, 2006 | Test Report No<br>RTS-0279-0603-03 |
|                             |  | FCC ID:<br>L6ARBA40GW                           |                                    |

## 11.0 TEST RESULTS

### 11.1 SAR Measurement results at highest power measured against the head

| Mode        | f<br>(MHz) | Cond.<br>Output<br>Power<br>(dBm) | LCD,<br>Battery #,<br>variant | SAR, averaged over 1 g<br>(W/kg) |       |        | SAR, averaged over 1 g<br>(W/kg) |             |        |
|-------------|------------|-----------------------------------|-------------------------------|----------------------------------|-------|--------|----------------------------------|-------------|--------|
|             |            |                                   |                               | Left-hand                        |       |        | Right-hand                       |             |        |
|             |            |                                   |                               | Liquid<br>Temp<br>(°C)           | Cheek | Tilted | Liquid<br>Temp<br>(°C)           | Cheek       | Tilted |
| GSM<br>850  | 824.2      | 32.50                             | 1,1,1                         | 23.3                             | 0.73  |        | 23.0                             | 0.72        |        |
|             | * 836.8    | 32.40                             | 1,1,1                         | 23.1                             | 0.81  | 0.48   | 22.9                             | 0.85        | 0.44   |
|             | 848.8      | 32.50                             | 1,1,1                         | 23.0                             | 0.83  |        | 23.1                             | 0.89        |        |
|             | 848.8      |                                   | 1,2,1                         |                                  |       |        | 22.7                             | 1.00        |        |
|             | 848.8      |                                   | 1,1,2                         | 23.0                             | 0.83  |        | 23.0                             | <b>1.09</b> |        |
| GSM<br>1900 | 1850.2     | 29.80                             | 1,1,1                         |                                  |       |        |                                  |             |        |
|             | * 1880.0   | 29.70                             | 1,1,1                         | 23.8                             | 0.58  | 0.31   | 23.9                             | 0.68        | 0.33   |
|             | 1909.8     | 29.40                             | 1,1,1                         |                                  |       |        |                                  |             |        |

**Table 15. SAR results for head configuration**

\* Supplement C: Middle channel testing is sufficient only if SAR < 3dB below limit see PN 02-1438

|   |  |   |                              |
|---|--|---|------------------------------|
| <b>RTS</b><br><b>RIM Testing Services</b> | Document<br>SAR Compliance Test Report for the BlackBerry Wireless<br>Handheld Model RBA41GW / RBA42GW / RBA43GW |   | Page<br>24(25)               |
| Author Data<br><b>Daoud Attayi</b>        | Dates of Test<br><b>March 03-15, April 10-11, 2006</b>   | Test Report No<br><b>RTS-0279-0603-03</b> | FCC ID:<br><b>L6ARBA40GW</b> |

## 11.2 SAR measurement results at 2 timeslots uplink measured against the body using accessories.

| Mode         | f<br>(MHz) | Cond.<br>Power<br>(dBm) | Liquid<br>Temp<br>(°C) | Holster #, handheld configuration                            | LCD,<br>Battery,<br>variant # | Body SAR,<br>averaged<br>over 1 g<br>(W/kg) |
|--------------|------------|-------------------------|------------------------|--|-------------------------------|---|
| GPRS<br>850  | 824.2      | 31.10                   | 23.3                   | 1, back side facing the phantom                              | 1, 1,1                        | 1.28  |
|              | 836.8      | 31.20                   | 23.5                   | 1, back side facing the phantom                              | 1, 1,1                        | 1.23  |
|              | 848.8      | 31.20                   | 23.5                   | 1, back side facing the phantom                              | 1, 1,1                        | 1.16  |
|              | 836.8      |                         | 23.5                   | 1, front side facing the phantom                             | 1, 1,1                        | 1.13  |
|              | 824.2      |                         | 23.1                   | 2, back side facing the phantom                              | 1, 1,1                        | 0.75  |
|              | 824.2      |                         | 23.5                   | 3, back side facing the phantom                              | 1, 1,1                        | 0.98  |
|              | 824.2      |                         | 23.2                   | 4, back side facing the phantom                              | 1, 1,1                        | 0.92  |
|              | 824.2      |                         | 23.4                   | 1, back side facing the phantom                              | 1, 2,1                        | <b>1.31</b>                                 |
|              | 824.2      |                         | 23.0                   | 1, back side facing the phantom                              | 2, 2,1                        | 1.22  |
|              | 824.2      |                         | 23.1                   | 1, back side facing the phantom                              | 1, 1, 2                       | 1.31  |
|              | 824.2      |                         | 23.3                   | 1, back side facing the phantom                              | 1, 3,1                        | 1.13  |
|              | 824.2      |                         | 23.2                   | 1, back side facing the phantom<br>BT ON, Headset connected  | 1, 2,1                        | 1.12  |
|              | 824.2      |                         | 23.5                   | No holster, back side 15 mm away from<br>the flat phantom    | 1, 2,1                        | 0.96  |
| GPRS<br>1900 | 1850.2     | 28.30                   | 23.2                   | 1, back side facing the phantom                              | 1, 1,1                        | 1.09  |
|              | 1880.0     | 28.10                   | 23.1                   | 1, back side facing the phantom                              | 1, 1,1                        | 1.07  |
|              | 1909.8     | 28.00                   | 23.0                   | 1, back side facing the phantom                              | 1, 1,1                        | 1.06  |
|              | 1880.0     |                         | 23.2                   | 1, front side facing the phantom                             | 1, 1,1                        | 0.90  |
|              | 1850.2     |                         | 23.1                   | 2, back side facing the phantom                              | 1, 1,1                        | 0.53  |
|              | 1850.2     |                         | 23.0                   | 3, back side facing the phantom                              | 1, 1,1                        | 0.46  |
|              | 1850.2     |                         | 23.1                   | 4, back side facing the phantom                              | 1, 1,1                        | 0.47  |
|              | 1850.2     |                         | 23.2                   | 1, back side facing the phantom; BT<br>ON; Headset connected | 1, 1,1                        | 0.83  |
|              | 1850.2     |                         | 23.0                   | No holster, back side 15 mm away from<br>the flat phantom    | 1, 1,1                        | 0.47  |

**Table 16. SAR results for body-worn configurations**

\* Supplement C: Middle channel testing is sufficient only if SAR < 3dB below limit see  
PN 02-1438



|                             |  |   |                                    |
|-----------------------------|--|---|------------------------------------|
| RTS<br>RIM Testing Services | Document<br>SAR Compliance Test Report for the BlackBerry Wireless<br>Handheld Model RBA41GW / RBA42GW / RBA43GW |   | Page<br>25(25)                     |
|                             | Author Data<br>Daoud Attayi  | Dates of Test<br>March 03-15, April 10-11, 2006 | Test Report No<br>RTS-0279-0603-03 |
|                             |  | FCC ID:<br>L6ARBA40GW                           |                                    |

## 12.0 REFERENCES

- [1] IEEE 1528-2003: Recommended Practice for Determining the Peak Spatial-Average Specific Absorption Rate (SAR) in the Human Head from Wireless Communications Devices: Measurement Techniques.
- [2] EN 50360: 2001, Product standard to demonstrate the compliance of mobile phones with the basic restrictions related to human exposure to electromagnetic fields (300 MHz – 3 GHz)
- [3] EN 50361: 2001, Basic standard for the measurement of Specific Absorption Rate related to human exposure to electromagnetic fields from mobile phones (300 MHz – 3 GHz)
- [4] ICNIRP, International Commission on Non-Ionizing Radiation Protection (1998), Guidelines for limiting exposure in time-varying electric, magnetic, and electromagnetic fields (up to 300 GHz).
- [5] Council Recommendation 1999/519/EC of July 1999 on the limitation of exposure of the general public to electromagnetic fields (0 Hz to 300 GHz)
- [6] IEEE C95.3-1991, IEEE Recommended Practice for the Measurement of Potentially Hazardous Electromagnetic Fields – RF and Microwave.
- [7] IEEE C95.1-1999, IEEE Standard for Safety Levels with Respect to Human Exposure to Radio Frequency Electromagnetic Fields, 3 kHz to 300 GHz.
- [8] FCC OET Bulletin 65 (Edition 97-01) Supplement C (Edition 01-01), Evaluating Compliance with FCC Guidelines for Human Exposure to Radio Frequency Electromagnetic Fields.
- [9] FCC 96-326, Guidelines for Evaluating the Environmental Effects of Radio-Frequency Radiation.
- [10] DASY 4 DOSIMETRIC ASSESSMENT SYSTEM SOFTWARE MANUAL V4.6 Schmid & Partner Engineering AG, 2005.
- [11] Health Canada, Safety Code 6, 1999: Limits of Human Exposure to Radiofrequency Electromagnetic Fields in the Frequency range from 3 kHz to 300 GHz.
- [12] RSS-102, Issue 2, November 2005: Radio Frequency Exposure Compliance of Radiocommunication Apparatus (All Frequency Bands).