

PHOTOGRAPHS OF THE TEST CONFIGURATION



CONDUCTED EMISSION TEST



CONDUCTED EMISSION TEST (Wireless Charger)





RADIATED EMISSION TEST
(For WLAN 2.4GHz)
(Below 1GHz)



RADIATED EMISSION TEST
(For WLAN 2.4GHz)
(Above 1GHz)





RADIATED EMISSION TEST
(For WLAN 5GHz)
(Below 1GHz)



RADIATED EMISSION TEST
(For WLAN 5GHz)
(Above 1GHz)





RADIATED EMISSION TEST
(For Bluetooth EDR)
(Below 1GHz)



RADIATED EMISSION TEST
(For Bluetooth EDR)
(Above 1GHz)





RADIATED EMISSION TEST
(For Bluetooth LE)
(Below 1GHz)





RADIATED EMISSION TEST
(For Bluetooth LE)
(Above 1GHz)



RADIATED EMISSION TEST (For NFC)





RADIATED EMISSION TEST
(For 15.209)



RADIATED EMISSION TEST

(For ANT+)

(Below 1GHz)





RADIATED EMISSION TEST
(For ANT+)
(Above 1GHz)





(WWAN)

(PART 22)

RADIATED EMISSION TEST





ERP POWER TEST





(PART 24)

RADIATED EMISSION TEST





EIRP POWER TEST
(CDMA)



(PART 27)

RADIATED EMISSION TEST





A D T

ERP/EIRP POWER TEST

