



KES Co., Ltd.

3701, 40, Simin-daero 365beon-gil,
Dongan-gu, Anyang-si, Gyeonggi-do, 14057, Korea
Tel: +82-31-425-6200 / Fax: +82-31-424-0450
www.kes.co.kr

Report No.:
KES-EM-22T0501
Page (1) of (34)

EMC TEST REPORT

Test Report No. : KES-EM-22T0501
Date of Issue : Jun. 22, 2022
Product name : Bluetooth Earbud (Cradle)
Model/Type No. : TONE-T90QC
Variant Model : TONE-UT90QC, TONE-DT90QC
FCC Applicant : LG Electronics USA, Inc.
FCC Applicant Address : 111 Sylvan Ave, North Building, Englewood Cliffs, New Jersey, United States
IC Applicant : LG ELECTRONICS INC
IC Applicant Address : 60-39, Gasan-Dong, Gumchon-Gu, Seoul, Korea
Manufacturer : LG Electronics Inc.
Manufacturer Address : 222 LG-ro Jinwi-myeon, Pyeongtaek-si, Gyeonggi-do, Korea
FCC ID : ZNFTONET90QC
IC ID : 2703C-TONET90QC
FVIN : 1.0
Date of Receipt : May. 31, 2022
Test date : Jun. 07, 2022 ~ Jun. 09, 2022
Test Results : **In Compliance** **Not in Compliance**

Tested by

Dae Hyun, Kim
EMC Test Engineer

Reviewed by

Dong Hun, Jang
EMC Technical Manager

This report shall not be reproduced except in full, without the written approval of KES Co., Ltd.
The results shown in this test report refer only to the sample(s) tested unless otherwise stated.
The authenticity of the test report, contact shchoi@kes.co.kr



KES Co., Ltd.

3701, 40, Simin-daero 365beon-gil,
Dongan-gu, Anyang-si, Gyeonggi-do, 14057, Korea
Tel: +82-31-425-6200 / Fax: +82-31-424-0450
www.kes.co.kr

Report No.:
KES-EM-22T0501
Page (2) of (34)

REPORT REVISION HISTORY

Date	Test Report No.	Revision History
Jun. 22, 2022	KES-EM-22T0501	Issued

This report shall not be reproduced except in full, without the written approval of KES Co., Ltd. This document may be altered or revised by KES Co., Ltd. personnel only, and shall be noted in the revision section of the document. Any alteration of this document not carried out by KES Co., Ltd. will constitute fraud and shall nullify the document.

This report shall not be reproduced except in full, without the written approval of KES Co., Ltd.
The results shown in this test report refer only to the sample(s) tested unless otherwise stated.
The authenticity of the test report, contact shchoi@kes.co.kr



TABLE OF CONTENTS

1.0	General Product Description.....	4
1.1	Test Voltage & Frequency	5
1.2	Variant Model Differences	5
1.3	Device Modifications	5
1.4	Equipment Under Test.....	5
1.5	Support Equipments	5
1.6	External I/O Cabling	6
1.7	EUT Operating Mode(s)	6
1.8	Configuration.....	7
1.9	Remarks when standards applied	8
1.10	Calibration Details of Equipment Used for Measurement	8
1.11	Test Facility	8
1.12	Measurement Procedure.....	8
1.13	Laboratory Accreditations and Listings	9
2.0	Test Regulations.....	10
2.1	Conducted Emissions at Mains Power Ports	11
2.2	Radiated Electric Field Emissions(Below 1 GHz)	13
2.3	Radiated Electric Field Emissions(Above 1 GHz)	15
APPENDIX A – TEST DATA.....		17
	Conducted Emissions at Mains Power Ports.....	17
	Radiated Electric Field Emissions(Below 1 GHz)	22
	Radiated Electric Field Emissions(Above 1 GHz).....	26
APPENDIX B - Test Setup Photos and Configuration.....		29
	Radiated Electric Field Emissions(Below 1 GHz)	30
	Radiated Electric Field Emissions(Above 1 GHz).....	33

This report shall not be reproduced except in full, without the written approval of KES Co., Ltd.
The results shown in this test report refer only to the sample(s) tested unless otherwise stated.
The authenticity of the test report, contact shchoi@kes.co.kr



KES Co., Ltd.

3701, 40, Simin-daero 365beon-gil,
Dongan-gu, Anyang-si, Gyeonggi-do, 14057, Korea
Tel: +82-31-425-6200 / Fax: +82-31-424-0450
www.kes.co.kr

Report No.:
KES-EM-22T0501
Page (4) of (34)

1.0 General Product Description

Main Specifications of EUT are:

Item	Details
Communication Method	Bluetooth
Power	Charging : DC 5 V / 500 mA Operating : DC 3.7 V (Battery) / 390 mAh (Lithium Ion Battery)
Size	(54.5 x 54.5 x 29.6) mm
Weight	38.6 g
Port	3 Pin x 2 EA (Charge)

This report shall not be reproduced except in full, without the written approval of KES Co., Ltd.
The results shown in this test report refer only to the sample(s) tested unless otherwise stated.
The authenticity of the test report, contact shchoi@kes.co.kr



1.1 Test Voltage & Frequency

Unless indicated otherwise on the individual data sheet or test results, the test voltage and frequency was as indicated below.

AC 120 V 60 Hz

1.2 Variant Model Differences

TONE-UT90QC : The model is identical to the basic model except for the Marketing area(KOREA, United Kingdom, Australia) and model name.

TONE-DT90QC : The model is identical to the basic model except for the Marketing area (Germany) and model name.

1.3 Device Modifications

Not applicable

1.4 Equipment Under Test

Description	Model Number	Serial Number	Manufacturer	Remarks
Bluetooth Earbud (Cradle)	TONE-T90QC	-	LG Electronics Inc.	EUT

1.5 Support Equipments

Description	Model Number	Serial Number	Manufacturer	Remarks
AC/DC Adapter	N9-QC3	-	DONGGUAN CITILAND ELECTRONICS CO.,LTD	-
Bluetooth Earbud	TONE-T90Q	-	LG Electronics Inc.	FCC ID :ZNFTONET90Q IC ID:2703C-TONET90Q
USB DIGITAL TESTER	J7	-	-	-
Notebook	P95G001	8KM8HT2	DELL INC.	-
Notebook Adapter	LA65NS2-01	-	LITE-ON TECHNOLOGY(CHA NGZHOU)CO.,LTD.	-

This report shall not be reproduced except in full, without the written approval of KES Co., Ltd.
The results shown in this test report refer only to the sample(s) tested unless otherwise stated.
The authenticity of the test report, contact shchoi@kes.co.kr



1.6 External I/O Cabling

■ Charge Mode

Start		END		Cable Spec.	
Description	I/O Port	Description	I/O Port	Length	Shield
Bluetooth Earbud (Cradle) (EUT)	Charge Port	Bluetooth Earbud	Charge Port	-	-
	USB C Type	USB DIGITAL TESTER	USB	0.5	U
USB DIGITAL TESTER	USB	AC/DC Adapter	USB	-	-

* Unshielded = U, Shielded = S

■ Operating Mode

Start		END		Cable Spec.	
Description	I/O Port	Description	I/O Port	Length	Shield
Bluetooth Earbud (Cradle) (EUT)	Wireless	Bluetooth Earbud	Wireless	-	-
	USB C Type	Notebook	3.5 mm	0.8	U
Notebook	DC Jack	Notebook Adapter	DC Jack	1.8	U

* Unshielded = U, Shielded = S

1.7 EUT Operating Mode(s)

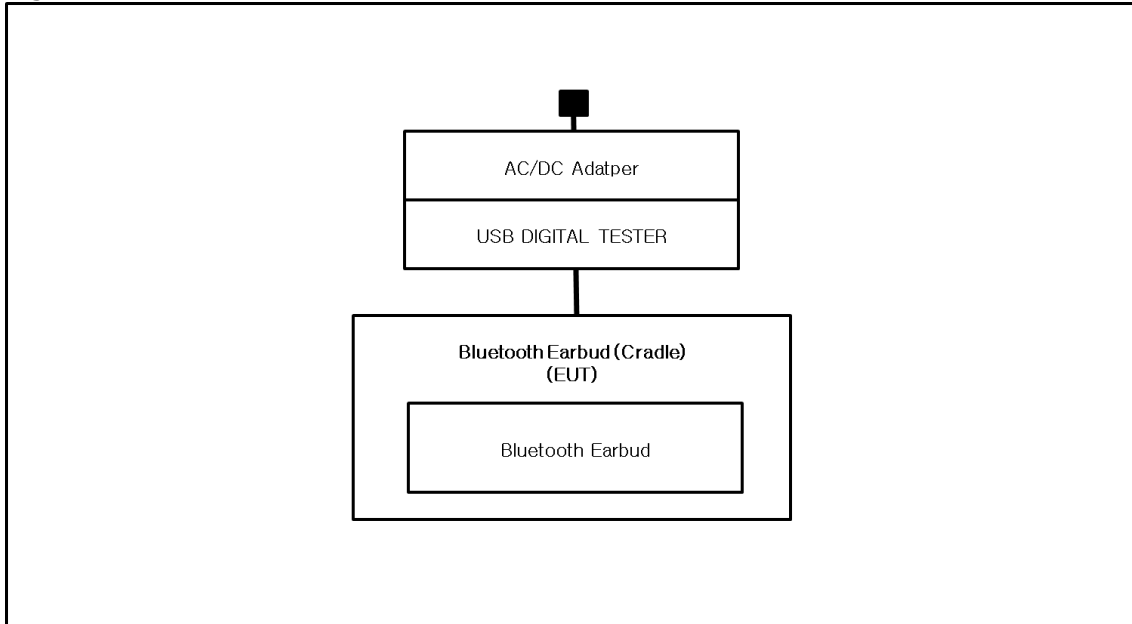
Test mode	operating
Charge	Tested while USB DIGITAL TESTER and EUT charge LED checking the normal state of charge.
Operating	Connect EUT and Earbud wirelessly. It was tested while confirming that the sound from EUT was normally produced.

EUT Test operating S/W		
Name	Version	Manufacture Company
-	-	-

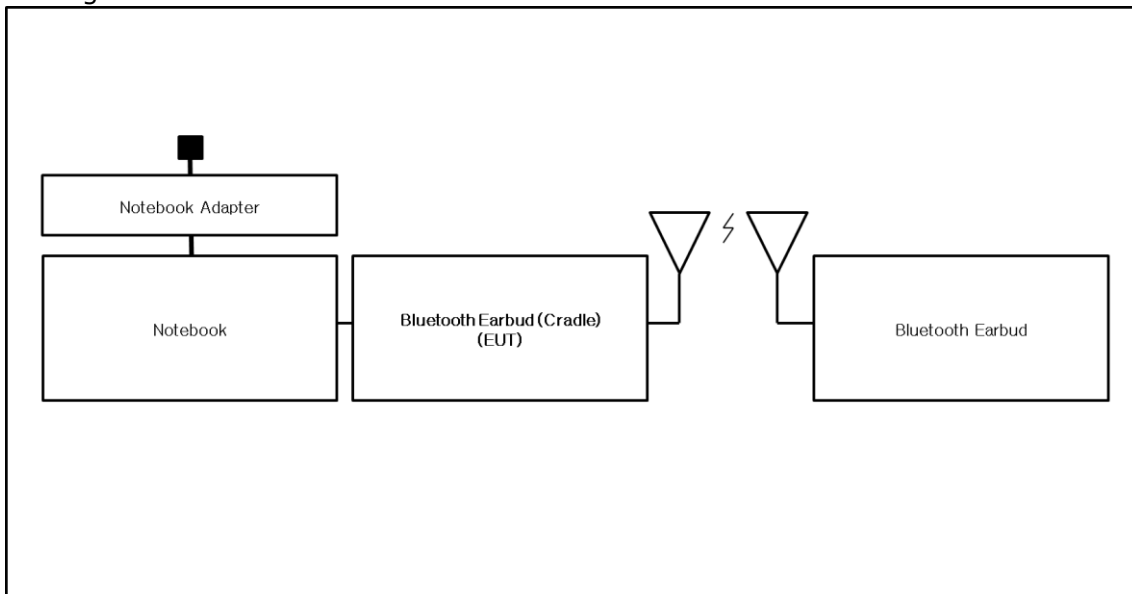
1.8 Configuration

- AC Main
- DC Main

■ Charge Mode



■ Operating Mode



EUT-Bluetooth Earbud : Bluetooth

This report shall not be reproduced except in full, without the written approval of KES Co., Ltd.
 The results shown in this test report refer only to the sample(s) tested unless otherwise stated.
 The authenticity of the test report, contact shchoi@kes.co.kr



1.9 Remarks when standards applied

N/A

1.10 Calibration Details of Equipment Used for Measurement

Test equipment and test accessories are calibrated on regular basis. The maximum time between calibrations is one year or what is recommended by the manufacturer, whichever is less.

1.11 Test Facility

The measurement facility is located at 473-21 Gayeo-ro, Yeoju-si, Gyeonggi-do, 12658, Korea. The sites are constructed in conformance with the requirements of ANSI C63.4a-2017 and CISPR 16-1-4:2019

1.12 Measurement Procedure

- Conducted Emissions







The conducted emission levels were measured on each current-carrying line with the spectrum analyzer operating in the CISPR quasi-peak mode (or peak mode if applicable). The initial step in collecting conducted data is a spectrum analyzer peak scan of the measurement range. If the conducted emission exceed the average limit with the instrument set to the quasi-peak mode, the measurements are made in the average mode. The emission spectrum was scanned from 150 kHz to 30 MHz. The highest emission amplitudes relative to the appropriate limits were measured and have been recorded. Quasi-peak readings are distinguished with a "QP".

- Radiated Electric Field Emissions

The test was done at a SEMI ANECHOIC CHAMBER with quasi-peak detector. The final test data was measured using a Quasi-Peak detector below 1 GHz at 10 m or 3 m distance and a Peak and Average detector above 1 GHz at 3 m distance. Test was proceeded worst case test mode and cable configuration. Measurements were made with the antenna positioned in both the horizontal and vertical planes of polarization. The antenna height was varied from 1 m to 4 m and the EUT was rotated 360° to find the maximum emitting point for each frequency.

Measurement procedures was In accordance with ANSI C63.4-2014 7.3.3, 7.3.4, 8.3.1.1, 8.3.1.2, 8.3.2.1, 8.3.2.2

1.13 Laboratory Accreditations and Listings

Country	Agency	Scope of Accreditation	Logo
KOREA	RRA	EMI (3 m & 10 m Semi-Aechoic Chamber ,10 m Open Area and conducted test site) EMS (ESD, RS, EFT/Burst, Surge, CS, Magnetic, Dips and interruptions)	 KR0100
International	KOLAS	EMI (3 m & 10 m Semi-Aechoic Chamber , and conducted test site) EMS (ESD, RS, EFT/Burst, Surge, CS, Magnetic, Dips and interruptions)	 KT489
USA	FCC	3 m & 10 m Semi-Aechoic Chamber, 10 m Open Area and Conducted test site to perform FCC Part 15/18 measurements.	 KR0100
Canada	ISED	3 m & 10 m Semi-Aechoic Chamber and Conducted test site	 23298
JAPAN	VCCI	Mains Ports Conducted Interference Measurement, Telecommunication Ports Conducted Disturbance Measurement and Radiation 10 meter site, Facility for measuring radiated disturbance above 1 GHz	 R-20056, C-20036 T-20040, G-20057
Europe	TÜV SÜD	EMI (3 m & 10 m Semi-Aechoic Chamber , 10 m Open Area and conducted test site) EMS (ESD, RS, EFT/Burst, Surge, CS, Magnetic, Dips and interruptions)	 CARAT 001633 0004

This report shall not be reproduced except in full, without the written approval of KES Co., Ltd.
 The results shown in this test report refer only to the sample(s) tested unless otherwise stated.
 The authenticity of the test report, contact shchoi@kes.co.kr



2.0 Test Regulations

The emissions tests were performed according to following regulations:

47 CFR Part 15, Subpart B

- | | | |
|--|----------------------------------|---|
| <input type="checkbox"/> CISPR 22:2009 +A1:2010 | <input type="checkbox"/> Class A | <input type="checkbox"/> Class B |
| <input checked="" type="checkbox"/> ANSI C63.4a-2017 | <input type="checkbox"/> Class A | <input checked="" type="checkbox"/> Class B |

IC Regulation ICES-003 Issue 7

- | | | |
|--|----------------------------------|---|
| <input type="checkbox"/> CAN/CSA-CISPR 32:17 | <input type="checkbox"/> Class A | <input type="checkbox"/> Class B |
| <input checked="" type="checkbox"/> ANSI C63.4a-2017 | <input type="checkbox"/> Class A | <input checked="" type="checkbox"/> Class B |

2.1 Conducted Emissions at Mains Power Ports

Test Date

Jun. 07, 2022

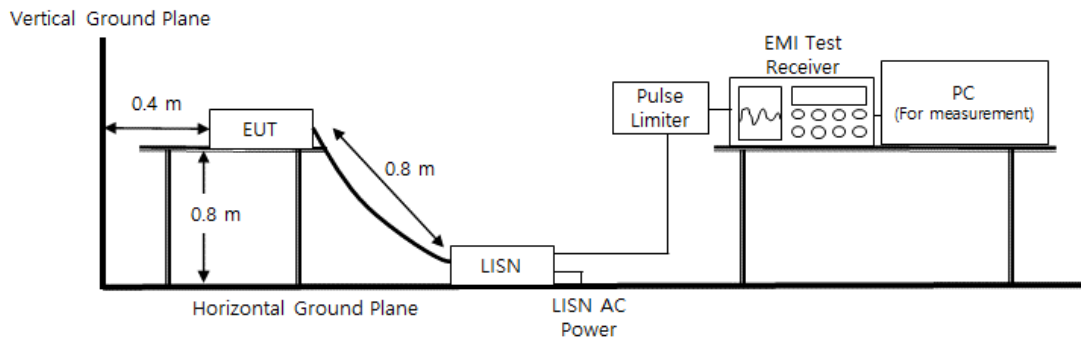
Test Location

Electro wave Shieldroom #6

Test Equipment

Used	Description	Model Number	Manufacturer	Serial Number	Cal. Due	calibration interval
<input checked="" type="checkbox"/>	EMI Test S/W	EMC32	R & S	9.12.00	-	-
<input checked="" type="checkbox"/>	EMI TEST RECEIVER	ESR3	R & S	101783	12, 28, 2022	1 Year
<input checked="" type="checkbox"/>	LISN	ENV216	R & S	101787	12, 27, 2022	1 Year
<input type="checkbox"/>	LISN	ESH2-Z5	R & S	100450	12, 27, 2022	1 Year
<input checked="" type="checkbox"/>	PULSE LIMITER	ESH3-Z2	R & S	101915	12, 27, 2022	1 Year

Diagram of test setup



This report shall not be reproduced except in full, without the written approval of KES Co., Ltd.
 The results shown in this test report refer only to the sample(s) tested unless otherwise stated.
 The authenticity of the test report, contact shchoi@kes.co.kr



KES Co., Ltd.

3701, 40, Simin-daero 365beon-gil,
Dongan-gu, Anyang-si, Gyeonggi-do, 14057, Korea
Tel: +82-31-425-6200 / Fax: +82-31-424-0450
www.kes.co.kr

Report No.:
KES-EM-22T0501
Page (12) of (34)

Test Conditions

Temperature: (23,4 ± 0,1) °C
Relative Humidity: (44,6 ± 0,1) % R.H.

Frequency Range of Measurement

150 kHz to 30 MHz

Instrument Settings

IF Band Width: 9 kHz

Test Results

The requirements are:

- PASS
- NOT PASS
- NOT APPLICABLE

Remarks

See Appendix A for test data.

This report shall not be reproduced except in full, without the written approval of KES Co., Ltd.
The results shown in this test report refer only to the sample(s) tested unless otherwise stated.
The authenticity of the test report, contact shchoi@kes.co.kr

2.2 Radiated Electric Field Emissions(Below 1 GHz)

Test Date

Jun. 08, 2022

Test Location

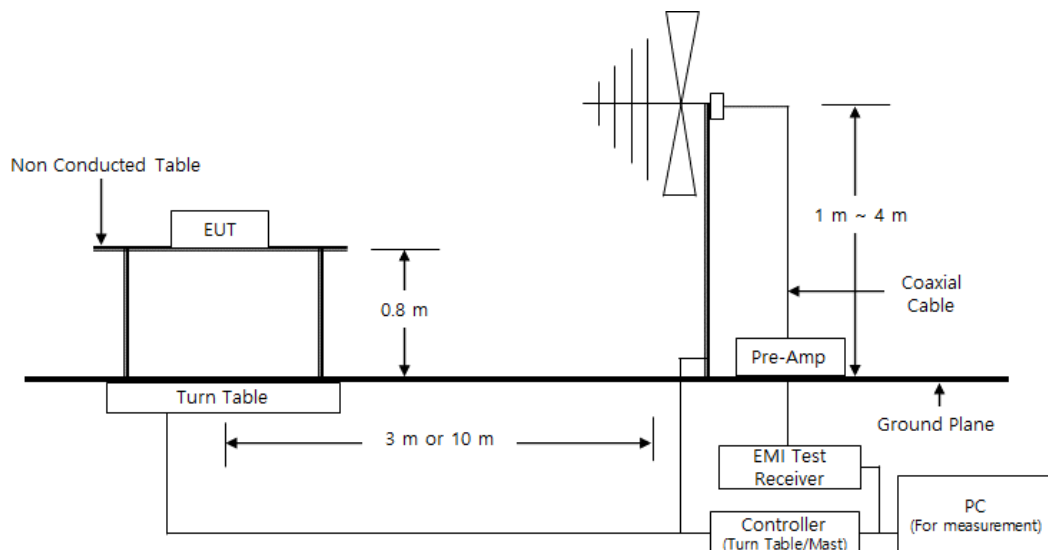
OPEN AREA TEST SITE #2

SEMI ANECHOIC CHAMBER #4(10m)

Test Equipment

Used	Description	Model Number	Manufacturer	Serial Number	Cal. Due	calibration interval
<input checked="" type="checkbox"/>	EMI Test S/W	EP5/RE	TOYO Corporation	6.0.0	-	-
<input checked="" type="checkbox"/>	EMI TEST RECEIVER	ESU26	R & S	100551	03, 31, 2023	1 Year
<input checked="" type="checkbox"/>	AMPLIFIER	SCU 01	R & S	100603	11, 24, 2022	1 Year
<input checked="" type="checkbox"/>	TRILOG-BROADBAND ANTENNA	VULB9163	Schwarzbeck	715	12, 08, 2022	2 Year
<input checked="" type="checkbox"/>	ATTENUATOR	8491A	HP	32173	03, 08, 2023	1 Year

Diagram of test setup



This report shall not be reproduced except in full, without the written approval of KES Co., Ltd.
 The results shown in this test report refer only to the sample(s) tested unless otherwise stated.
 The authenticity of the test report, contact shchoi@kes.co.kr



KES Co., Ltd.

3701, 40, Simin-daero 365beon-gil,
Dongan-gu, Anyang-si, Gyeonggi-do, 14057, Korea
Tel: +82-31-425-6200 / Fax: +82-31-424-0450
www.kes.co.kr

Report No.:
KES-EM-22T0501
Page (14) of (34)

Test Conditions

Temperature: (23,4 ± 0,1) °C
Relative Humidity: (44,3 ± 0,1) % R.H.

Frequency Range of Measurement

30 MHz to 1 GHz

Instrument Settings

IF Band Width: 120 kHz

Test Results

The requirements are:

- PASS
- NOT PASS
- NOT APPLICABLE

Remarks

- See Appendix A for test data.
- The fundamental of the EUT was investigated in thre orthogonal orientations X, Y and Z.

This report shall not be reproduced except in full, without the written approval of KES Co., Ltd.
The results shown in this test report refer only to the sample(s) tested unless otherwise stated.
The authenticity of the test report, contact shchoi@kes.co.kr

2.3 Radiated Electric Field Emissions(Above 1 GHz)

Test Date

Jun. 09, 2022

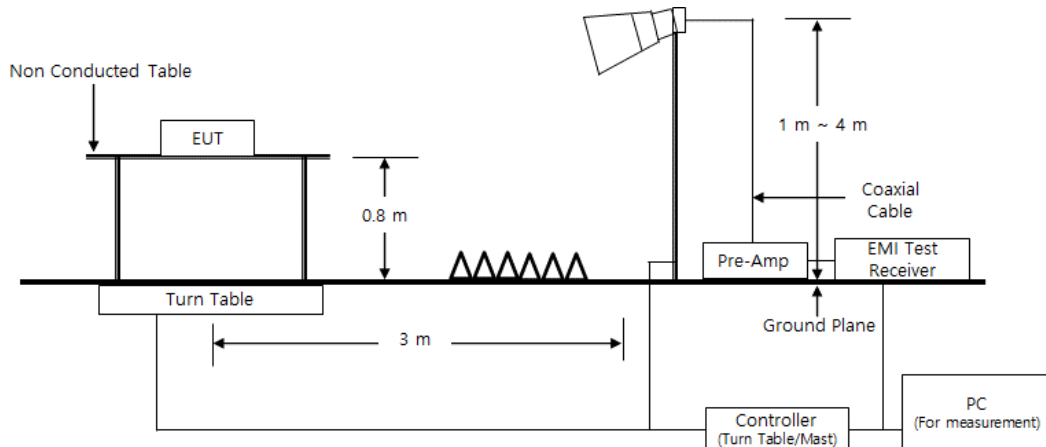
Test Location

SEMI ANECHOIC CHAMBER #4(10m)

Test Equipment

Used	Description	Model Number	Manufacturer	Serial Number	Cal. Due	calibration interval
☑	EMI Test S/W	EP5/RE	TOYO Corporation	6.0.0	-	-
☑	EMI TEST RECEIVER	ESU26	R & S	100551	03, 31, 2023	1 Year
☑	PREAMPLIFIER	8449B	AGILENT	3008A01742	12, 27, 2022	1 Year
☑	HORN ANTENNA	BBHA 9120D	SCHWARZBECK	9120D-1802	12, 16, 2022	1 Year

Diagram of test setup



This report shall not be reproduced except in full, without the written approval of KES Co., Ltd.
 The results shown in this test report refer only to the sample(s) tested unless otherwise stated.
 The authenticity of the test report, contact shchoi@kes.co.kr



KES Co., Ltd.

3701, 40, Simin-daero 365beon-gil,
Dongan-gu, Anyang-si, Gyeonggi-do, 14057, Korea
Tel: +82-31-425-6200 / Fax: +82-31-424-0450
www.kes.co.kr

Report No.:
KES-EM-22T0501
Page (16) of (34)

Test Conditions

Temperature: $(23,7 \pm 0,2) \text{ }^{\circ}\text{C}$
Relative Humidity: $(44,0 \pm 0,1) \% \text{ R.H.}$

Frequency Range of Measurement

1 GHz to 12,4 GHz

Instrument Settings

IF Band Width: 1 MHz

Test Results

The requirements are:

- PASS
- NOT PASS
- NOT APPLICABLE

Remarks

See Appendix A for test data.

This report shall not be reproduced except in full, without the written approval of KES Co., Ltd.
The results shown in this test report refer only to the sample(s) tested unless otherwise stated.
The authenticity of the test report, contact shchoi@kes.co.kr

APPENDIX A – TEST DATA

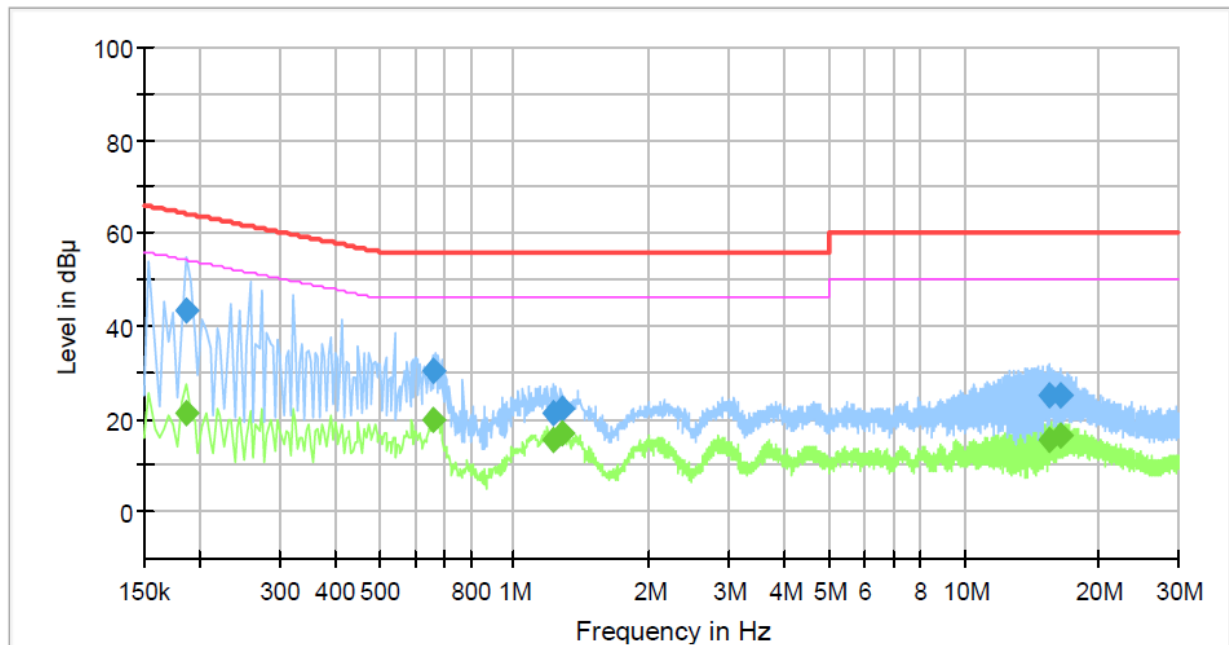
Conducted Emissions at Mains Power Ports

■ Charge Mode

HOT LINE

Common Information

Test Description:	Conducted Emission
Model No.:	TONE-T90QC
Phase:	
Mode:	Charge
Operator Name:	KES



Final Result

Frequency (MHz)	QuasiPeak (dBμV)	Average (dBμV)	Limit (dBμV)	Margin (dB)	Meas. Time (ms)	Bandwidth (kHz)	Line	Corr. (dB)
0.186000	---	21.26	54.21	32.95	1000.0	9.000	L1	19.6
0.186000	43.28	---	64.21	20.93	1000.0	9.000	L1	19.6
0.658000	---	19.98	46.00	26.02	1000.0	9.000	L1	20.0
0.658000	30.48	---	56.00	25.52	1000.0	9.000	L1	20.0
1.218000	---	15.64	46.00	30.36	1000.0	9.000	L1	20.3
1.218000	21.34	---	56.00	34.66	1000.0	9.000	L1	20.3
1.274000	---	17.09	46.00	28.91	1000.0	9.000	L1	20.3
1.274000	21.95	---	56.00	34.05	1000.0	9.000	L1	20.3
15.462000	---	15.24	50.00	34.76	1000.0	9.000	L1	20.5
15.462000	25.30	---	60.00	34.70	1000.0	9.000	L1	20.5
16.418000	---	16.62	50.00	33.38	1000.0	9.000	L1	20.5
16.418000	25.12	---	60.00	34.88	1000.0	9.000	L1	20.5

This report shall not be reproduced except in full, without the written approval of KES Co., Ltd.
 The results shown in this test report refer only to the sample(s) tested unless otherwise stated.
 The authenticity of the test report, contact shchoi@kes.co.kr



KES Co., Ltd.

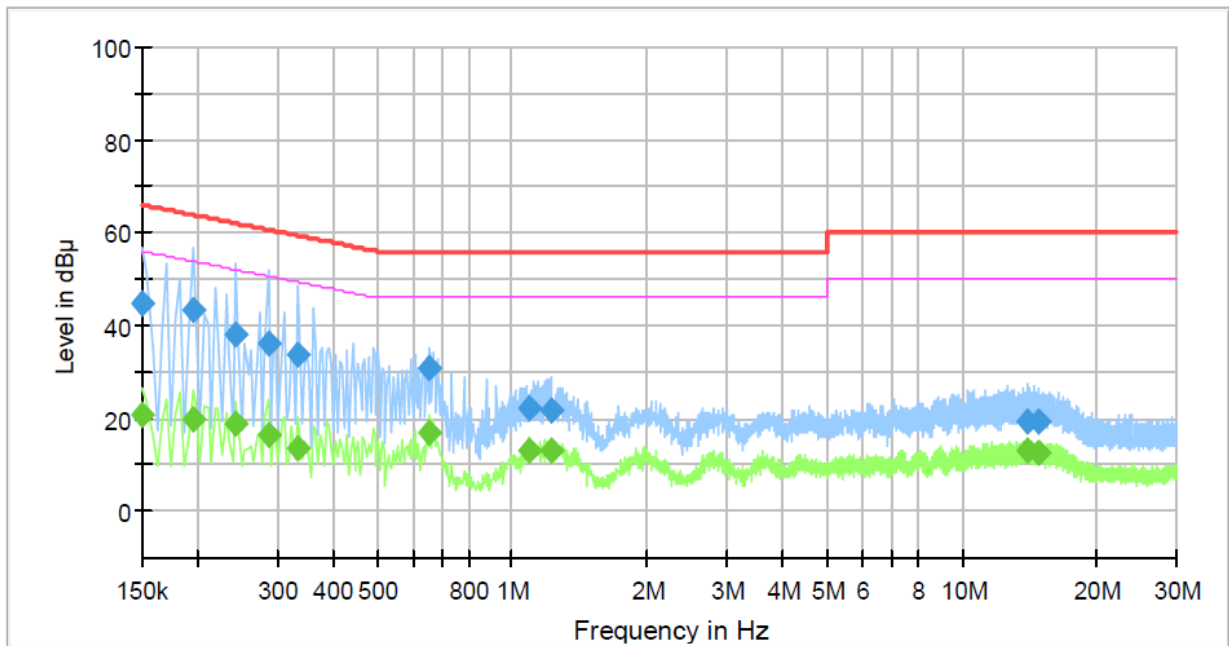
3701, 40, Simin-daero 365beon-gil,
Dongan-gu, Anyang-si, Gyeonggi-do, 14057, Korea
Tel: +82-31-425-6200 / Fax: +82-31-424-0450
www.kes.co.kr

Report No.:
KES-EM-22T0501
Page (18) of (34)

NEUTRAL LINE

Common Information

Test Description:	Conducted Emission
Model No.:	TONE-T90QC
Phase:	
Mode:	Charge
Operator Name:	KES



This report shall not be reproduced except in full, without the written approval of KES Co., Ltd.
The results shown in this test report refer only to the sample(s) tested unless otherwise stated.
The authenticity of the test report, contact shchoi@kes.co.kr



KES Co., Ltd.

3701, 40, Simin-daero 365beon-gil,
Dongan-gu, Anyang-si, Gyeonggi-do, 14057, Korea
Tel: +82-31-425-6200 / Fax: +82-31-424-0450
www.kes.co.kr

Report No.:
KES-EM-22T0501
Page (19) of (34)

Final Result

Frequency (MHz)	QuasiPeak (dB μ V)	Average (dB μ V)	Limit (dB μ V)	Margin (dB)	Meas. Time (ms)	Bandwidth (kHz)	Line	Corr. (dB)
0.150000	---	20.67	56.00	35.33	1000.0	9.000	N	19.5
0.150000	44.70	---	66.00	21.30	1000.0	9.000	N	19.5
0.194000	---	19.83	53.86	34.03	1000.0	9.000	N	19.5
0.194000	43.27	---	63.86	20.59	1000.0	9.000	N	19.5
0.242000	---	18.90	52.03	33.13	1000.0	9.000	N	19.6
0.242000	37.84	---	62.03	24.19	1000.0	9.000	N	19.6
0.286000	---	16.30	50.64	34.34	1000.0	9.000	N	19.6
0.286000	36.27	---	60.64	24.37	1000.0	9.000	N	19.6
0.334000	33.62	---	59.35	25.73	1000.0	9.000	N	19.6
0.334000	---	13.48	49.35	35.87	1000.0	9.000	N	19.6
0.654000	30.88	---	56.00	25.12	1000.0	9.000	N	20.0
0.654000	---	16.86	46.00	29.14	1000.0	9.000	N	20.0
1.086000	---	12.95	46.00	33.05	1000.0	9.000	N	20.2
1.086000	22.41	---	56.00	33.59	1000.0	9.000	N	20.2
1.214000	---	12.90	46.00	33.10	1000.0	9.000	N	20.2
1.214000	21.65	---	56.00	34.35	1000.0	9.000	N	20.2
13.918000	19.44	---	60.00	40.56	1000.0	9.000	N	20.4
13.918000	---	13.00	50.00	37.00	1000.0	9.000	N	20.4
14.854000	19.20	---	60.00	40.80	1000.0	9.000	N	20.4
14.854000	---	12.76	50.00	37.24	1000.0	9.000	N	20.4

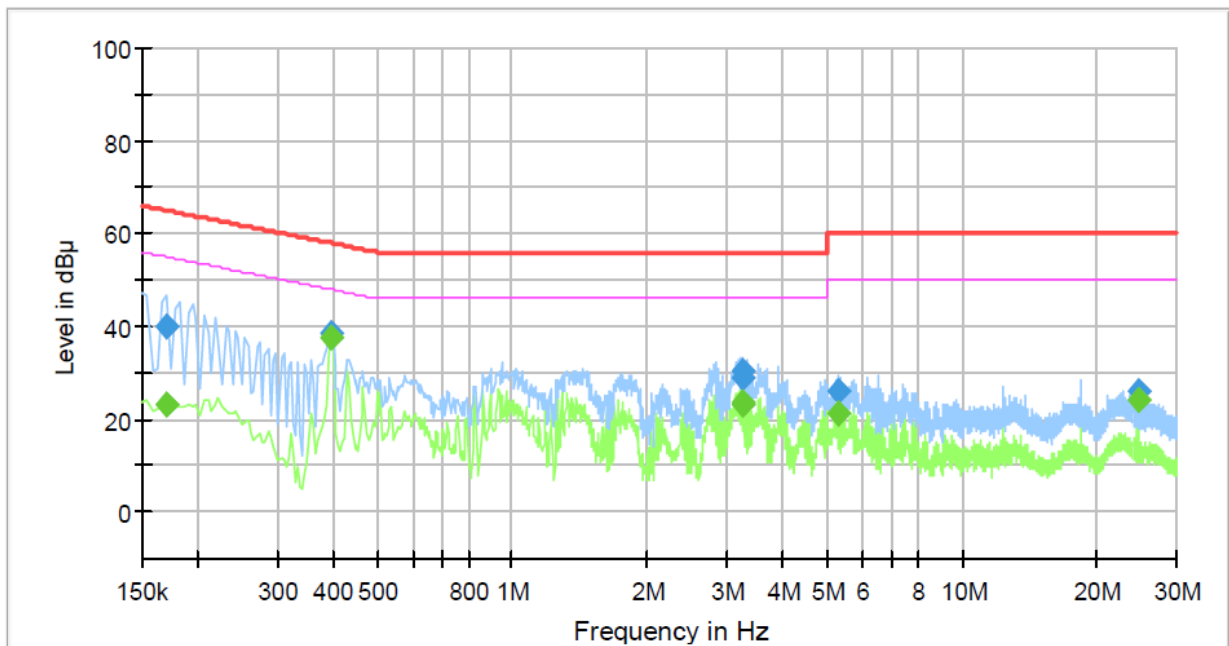
This report shall not be reproduced except in full, without the written approval of KES Co., Ltd.
The results shown in this test report refer only to the sample(s) tested unless otherwise stated.
The authenticity of the test report, contact shchoi@kes.co.kr

■ Operating Mode

HOT LINE

Common Information

Test Description:	Conducted Emission
Model No.:	TONE-T90QC
Phase:	
Mode:	Operating
Operator Name:	KES



Final Result

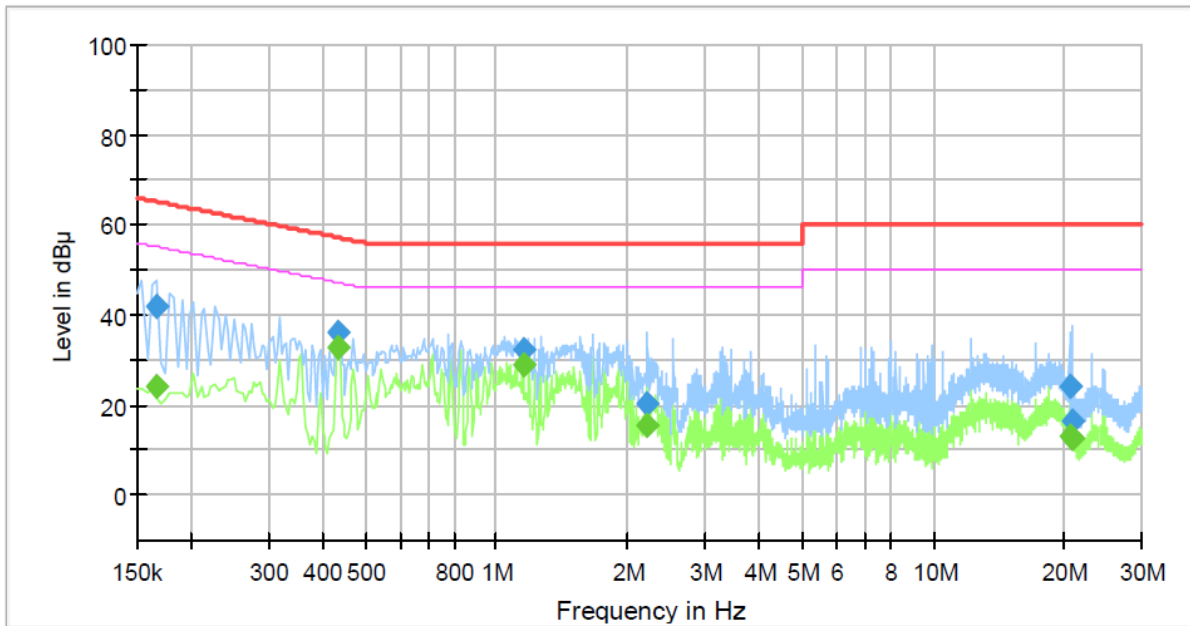
Frequency (MHz)	QuasiPeak (dBμV)	Average (dBμV)	Limit (dBμV)	Margin (dB)	Meas. Time (ms)	Bandwidth (kHz)	Line	Corr. (dB)
0.170000	---	23.17	54.96	31.79	1000.0	9.000	L1	19.6
0.170000	39.92	---	64.96	25.04	1000.0	9.000	L1	19.6
0.394000	---	37.53	47.98	10.45	1000.0	9.000	L1	19.8
0.394000	38.31	---	57.98	19.67	1000.0	9.000	L1	19.8
3.258000	---	23.30	46.00	22.70	1000.0	9.000	L1	20.3
3.258000	29.14	---	56.00	26.86	1000.0	9.000	L1	20.3
3.266000	---	23.64	46.00	22.36	1000.0	9.000	L1	20.3
3.266000	30.20	---	56.00	25.80	1000.0	9.000	L1	20.3
5.310000	---	21.13	50.00	28.87	1000.0	9.000	L1	19.9
5.310000	25.81	---	60.00	34.19	1000.0	9.000	L1	19.9
24.578000	---	23.94	50.00	26.06	1000.0	9.000	L1	21.0
24.578000	26.01	---	60.00	33.99	1000.0	9.000	L1	21.0

This report shall not be reproduced except in full, without the written approval of KES Co., Ltd.
The results shown in this test report refer only to the sample(s) tested unless otherwise stated.
The authenticity of the test report, contact shchoi@kes.co.kr

NEUTRAL LINE

Common Information

Test Description:	Conducted Emission
Model No.:	TONE-T90QC
Phase:	
Mode:	Operating
Operator Name:	KES



Final Result

Frequency (MHz)	QuasiPeak (dBμV)	Average (dBμV)	Limit (dBμV)	Margin (dB)	Meas. Time (ms)	Bandwidth (kHz)	Line	Corr. (dB)
0.166000	---	24.17	55.16	30.99	1000.0	9.000	N	19.5
0.166000	41.79	---	65.16	23.37	1000.0	9.000	N	19.5
0.434000	---	32.99	47.18	14.19	1000.0	9.000	N	19.7
0.434000	36.07	---	57.18	21.11	1000.0	9.000	N	19.7
1.150000	---	28.85	46.00	17.15	1000.0	9.000	N	20.2
1.150000	32.43	---	56.00	23.57	1000.0	9.000	N	20.2
2.214000	---	15.60	46.00	30.40	1000.0	9.000	N	20.4
2.214000	20.46	---	56.00	35.54	1000.0	9.000	N	20.4
20.714000	---	13.21	50.00	36.79	1000.0	9.000	N	20.9
20.714000	24.30	---	60.00	35.70	1000.0	9.000	N	20.9
20.722000	---	12.41	50.00	37.59	1000.0	9.000	N	20.9
20.722000	16.24	---	60.00	43.76	1000.0	9.000	N	20.9

◆ Calculation

QuasiPeak [dBμV] / CAverage [dBμV] = Reading Value [dBμV] + Corr. [dB]

QuasiPeak / CAverage : The Final Value

Reading Value : Not shown in the table.

Corr. : Correction values (LISN FACTOR + (Cable Loss + Pulse Limiter FACTOR))

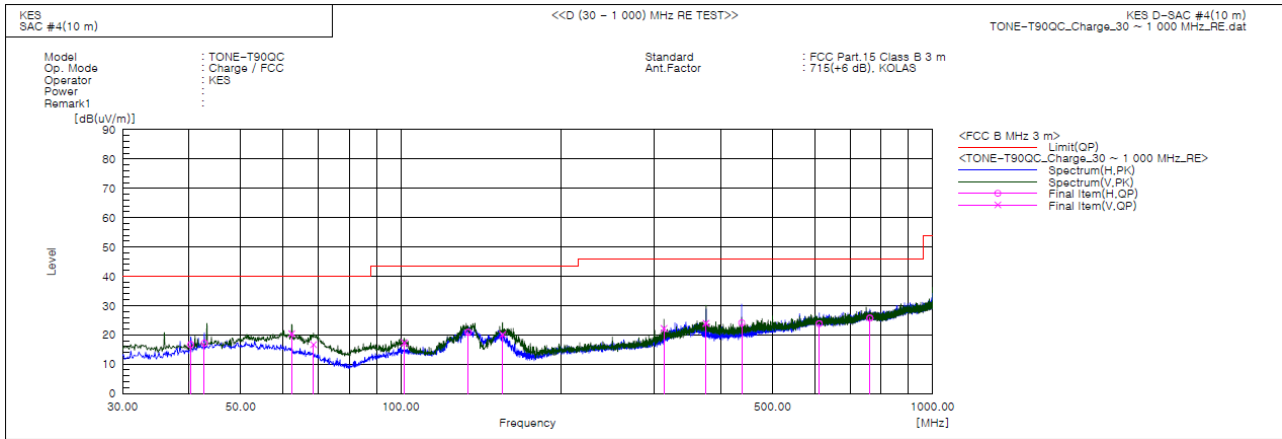
This report shall not be reproduced except in full, without the written approval of KES Co., Ltd.
The results shown in this test report refer only to the sample(s) tested unless otherwise stated.
The authenticity of the test report, contact shchoi@kes.co.kr



Radiated Electric Field Emissions(Below 1 GHz)

- 47 CFR Part 15, Subpart B

■ Charge Mode



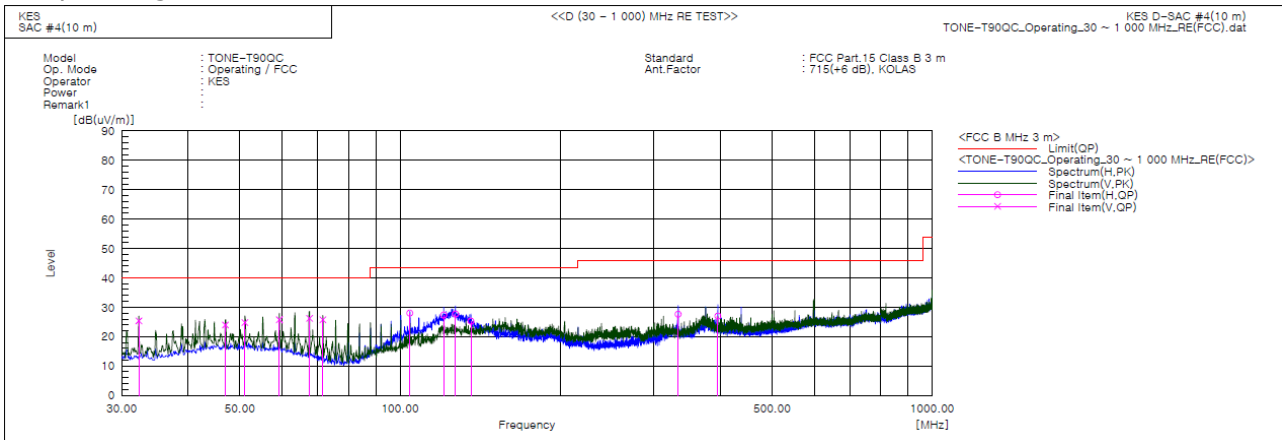
Final Result

No.	Frequency [MHz]	(P)	Reading QP [dB(uV)]	c.f [dB(1/m)]	Result QP [dB(uV/m)]	Limit QP [dB(uV/m)]	Margin QP [dB]	Height [cm]	Angle [deg]	Remark
1	40.306	H	39.4	-22.7	16.7	40.0	23.3	400.0	352.0	
2	42.731	H	39.2	-22.0	17.2	40.0	22.8	318.0	352.0	
3	62.374	V	43.3	-22.9	20.4	40.0	19.6	122.0	331.0	
4	68.558	V	41.4	-24.7	16.7	40.0	23.3	100.0	35.0	
5	101.538	V	40.3	-23.0	17.3	43.5	26.2	109.0	16.0	
6	133.911	H	46.9	-26.0	20.9	43.5	22.6	400.0	12.0	
7	155.373	V	45.7	-25.6	20.1	43.5	23.4	100.0	12.0	
8	312.513	V	40.4	-18.2	22.2	46.0	23.8	115.0	110.0	
9	374.956	V	39.9	-15.9	24.0	46.0	22.0	100.0	292.0	
10	437.521	H	38.6	-14.5	24.1	46.0	21.9	400.0	245.0	
11	612.000	H	33.6	-9.8	23.8	46.0	22.2	400.0	82.0	
12	762.229	H	33.8	-8.1	25.7	46.0	20.3	271.0	221.0	

This report shall not be reproduced except in full, without the written approval of KES Co., Ltd.
 The results shown in this test report refer only to the sample(s) tested unless otherwise stated.
 The authenticity of the test report, contact shchoi@kes.co.kr



Operating Mode



Final Result

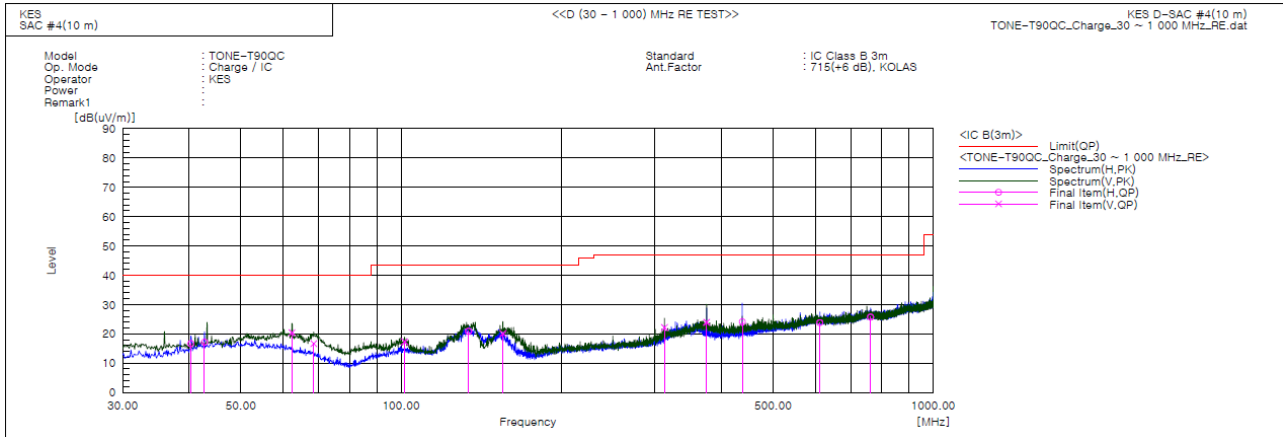
No.	Frequency [MHz]	(P)	Reading QP [dB(uV)]	c.f [dB(1/m)]	Result QP [dB(uV/m)]	Limit QP [dB(uV/m)]	Margin QP [dB]	Height [cm]	Angle [deg]	Remark
1	32.304	V	50.7	-25.3	25.4	40.0	14.6	100.0	270.0	
2	46.975	V	45.5	-21.5	24.0	40.0	16.0	112.0	97.0	
3	51.098	V	46.2	-21.4	24.8	40.0	15.2	109.0	35.0	
4	59.343	V	48.1	-22.3	25.8	40.0	14.2	100.0	72.0	
5	67.588	V	50.6	-24.4	26.2	40.0	13.8	100.0	65.0	
6	71.589	V	51.7	-25.9	25.8	40.0	14.2	100.0	43.0	
7	104.326	H	51.0	-23.0	28.0	43.5	15.5	400.0	188.0	
8	120.816	H	52.3	-24.9	27.4	43.5	16.1	374.0	218.0	
9	127.121	H	53.4	-25.7	27.7	43.5	15.8	400.0	147.0	
10	135.851	H	51.4	-26.1	25.3	43.5	18.2	350.0	162.0	
11	333.004	H	44.6	-17.0	27.6	46.0	18.4	400.0	72.0	
12	395.326	H	42.4	-15.4	27.0	46.0	19.0	400.0	240.0	

This report shall not be reproduced except in full, without the written approval of KES Co., Ltd.
 The results shown in this test report refer only to the sample(s) tested unless otherwise stated.
 The authenticity of the test report, contact shchoi@kes.co.kr



- IC Regulation ICES-003 Issue 7

■ Charge Mode



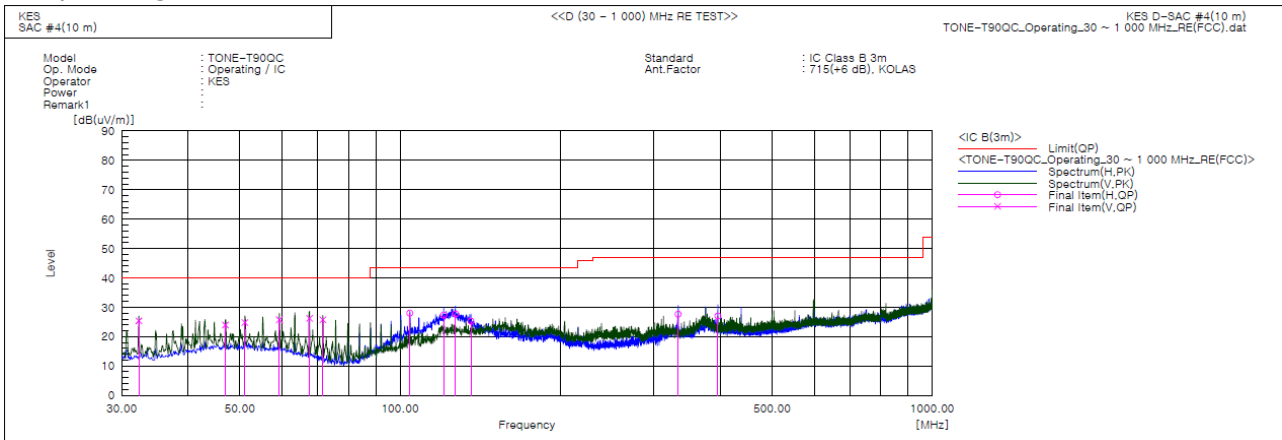
Final Result

No.	Frequency [MHz]	(P)	Reading QP [dB(uV)]	c.f [dB(1/m)]	Result QP [dB(uV/m)]	Limit QP [dB(uV/m)]	Margin QP [dB]	Height [cm]	Angle [deg]	Remark
1	40.306	H	39.4	-22.7	16.7	40.0	23.3	400.0	352.0	
2	42.731	H	39.2	-22.0	17.2	40.0	22.8	318.0	352.0	
3	62.374	V	43.3	-22.9	20.4	40.0	19.6	122.0	331.0	
4	68.558	V	41.4	-24.7	16.7	40.0	23.3	100.0	35.0	
5	101.538	V	40.3	-23.0	17.3	43.5	26.2	109.0	16.0	
6	133.911	H	46.9	-26.0	20.9	43.5	22.6	400.0	12.0	
7	155.373	V	45.7	-25.6	20.1	43.5	23.4	100.0	12.0	
8	312.513	V	40.4	-18.2	22.2	47.0	24.8	115.0	110.0	
9	374.956	V	39.9	-15.9	24.0	47.0	23.0	100.0	292.0	
10	437.521	H	38.6	-14.5	24.1	47.0	22.9	400.0	245.0	
11	612.000	H	33.6	-9.8	23.8	47.0	23.2	400.0	82.0	
12	762.229	H	33.8	-8.1	25.7	47.0	21.3	271.0	221.0	

This report shall not be reproduced except in full, without the written approval of KES Co., Ltd.
 The results shown in this test report refer only to the sample(s) tested unless otherwise stated.
 The authenticity of the test report, contact shchoi@kes.co.kr



■ Operating Mode



Final Result

No.	Frequency [MHz]	(P)	Reading QP [dB(uV)]	c.f [dB(1/m)]	Result QP [dB(uV/m)]	Limit QP [dB(uV/m)]	Margin QP [dB]	Height [cm]	Angle [deg]	Remark
1	32.304	V	50.7	-25.3	25.4	40.0	14.6	100.0	270.0	
2	46.975	V	45.5	-21.5	24.0	40.0	16.0	112.0	97.0	
3	51.098	V	46.2	-21.4	24.8	40.0	15.2	109.0	35.0	
4	59.343	V	48.1	-22.3	25.8	40.0	14.2	100.0	72.0	
5	67.588	V	50.6	-24.4	26.2	40.0	13.8	100.0	65.0	
6	71.589	V	51.7	-25.9	25.8	40.0	14.2	100.0	43.0	
7	104.326	H	51.0	-23.0	28.0	43.5	15.5	400.0	188.0	
8	120.816	H	52.3	-24.9	27.4	43.5	16.1	374.0	218.0	
9	127.121	H	53.4	-25.7	27.7	43.5	15.8	400.0	147.0	
10	135.851	H	51.4	-26.1	25.3	43.5	18.2	350.0	162.0	
11	333.004	H	44.6	-17.0	27.6	47.0	19.4	400.0	72.0	
12	395.326	H	42.4	-15.4	27.0	47.0	20.0	400.0	240.0	

◆ Calculation – SAC #4(10 m)

Result(QP) [dB(μV/m)] = (Reading(QP)[dB(μV)] + c.f[dB(1/m)])

Margin(QP)[dB] = Limit[dB(μV/m)] - Result(QP) [dB(μV/m)]

Reading(QP) : Reading value, Result(QP) : Reading value + Factor value

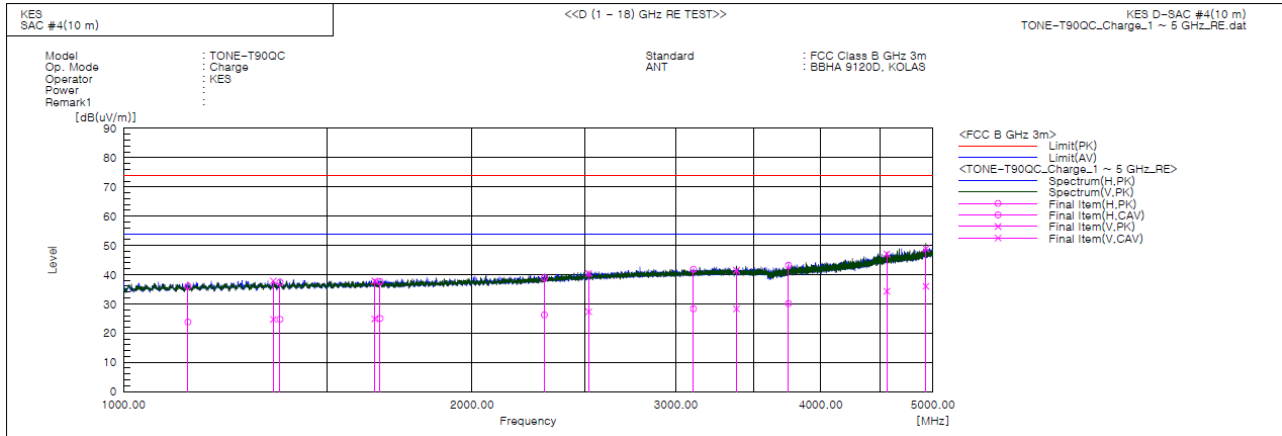
Limit(QP) : Limit value, c.f : (ANT Factor + Cable Loss - Preamp Factor), Margin: Margin value

This report shall not be reproduced except in full, without the written approval of KES Co., Ltd.
 The results shown in this test report refer only to the sample(s) tested unless otherwise stated.
 The authenticity of the test report, contact shchoi@kes.co.kr



Radiated Electric Field Emissions(Above 1 GHz)

■ Charge Mode



Final Result

No.	Frequency [MHz]	(P)	Reading PK [dB(uV)]	Reading CAV [dB(uV)]	c.f [dB(1/m)]	Result PK [dB(uV/m)]	Result CAV [dB(uV/m)]	Limit PK [dB(uV/m)]	Limit AV [dB(uV/m)]	Margin PK [dB]	Margin CAV [dB]	Height [cm]	Angle [deg]	Remark
1	1136.770	H	41.4	29.1	-5.3	36.1	23.8	74.0	54.0	37.9	30.2	400.0	78.0	
2	1347.002	V	42.0	28.8	-4.1	37.9	24.7	74.0	54.0	36.1	29.3	110.0	260.0	
3	1365.132	H	41.4	28.7	-4.0	37.4	24.7	74.0	54.0	36.6	29.3	290.0	123.0	
4	1647.733	V	40.6	27.6	-2.7	37.9	24.9	74.0	54.0	36.1	29.1	100.0	260.0	
5	1665.563	H	40.2	27.6	-2.6	37.6	25.0	74.0	54.0	36.4	29.0	400.0	294.0	
6	2309.485	H	38.6	25.9	0.3	38.9	26.2	74.0	54.0	35.1	27.8	385.0	63.0	
7	2521.525	V	39.0	25.9	1.4	40.4	27.3	74.0	54.0	33.6	26.7	189.0	141.0	
8	3105.210	H	38.3	24.8	3.5	41.8	28.3	74.0	54.0	32.2	25.7	200.0	100.0	
9	3383.500	V	37.3	24.1	4.2	41.5	28.3	74.0	54.0	32.5	25.7	100.0	350.0	
10	3752.198	H	37.5	24.4	5.7	43.2	30.1	74.0	54.0	30.8	23.9	400.0	82.0	
11	4562.302	V	36.3	23.5	10.8	47.1	34.3	74.0	54.0	26.9	19.7	150.0	14.0	
12	4930.486	V	35.7	22.8	13.2	48.9	36.0	74.0	54.0	25.1	18.0	260.0	338.0	

This report shall not be reproduced except in full, without the written approval of KES Co., Ltd.
 The results shown in this test report refer only to the sample(s) tested unless otherwise stated.
 The authenticity of the test report, contact shchoi@kes.co.kr



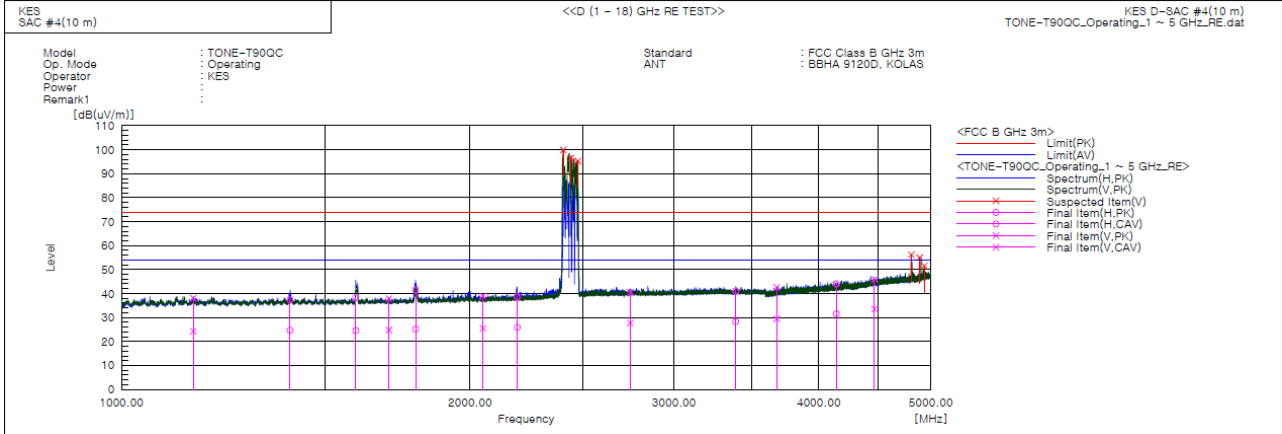
KES Co., Ltd.

3701, 40, Simin-daero 365beon-gil,
 Dongan-gu, Anyang-si, Gyeonggi-do, 14057, Korea
 Tel: +82-31-425-6200 / Fax: +82-31-424-0450
 www.kes.co.kr

Report No.:
 KES-EM-22T0501
 Page (27) of (34)

Operating Mode

- (1 ~ 5) GHz



Final Result

No.	Frequency [MHz]	(P)	Reading PK [dB(uV)]	Reading CAV [dB(uV)]	c.f [dB(1/m)]	Result PK [dB(uV/m)]	Result CAV [dB(uV/m)]	Limit PK [dB(uV/m)]	Limit AV [dB(uV/m)]	Margin PK [dB]	Margin CAV [dB]	Height [cm]	Angle [deg]	Remark
1	1153.222	V	43.3	29.5	-5.2	38.1	24.3	74.0	54.0	35.9	29.7	100.0	217.0	
2	1398.333	H	41.3	28.5	-3.8	37.5	24.7	74.0	54.0	36.5	29.3	322.0	242.0	
3	1593.568	H	41.2	27.5	-2.9	38.3	24.6	74.0	54.0	35.7	29.4	400.0	205.0	
4	1701.651	V	40.4	27.3	-2.5	37.9	24.8	74.0	54.0	36.1	29.2	100.0	257.0	
5	1794.702	H	43.7	27.4	-2.2	41.5	25.2	74.0	54.0	32.5	28.8	400.0	213.0	
6	2051.249	V	40.0	26.5	-1.0	39.0	25.5	74.0	54.0	35.0	28.5	138.0	126.0	
7	2196.519	H	39.0	26.2	-0.3	38.7	25.9	74.0	54.0	35.3	28.1	400.0	102.0	
8	2749.715	V	38.2	25.3	2.4	40.6	27.7	74.0	54.0	33.4	26.3	120.0	332.0	
9	3391.827	H	36.9	24.1	4.2	41.1	28.3	74.0	54.0	32.9	25.7	305.0	124.0	
10	3678.992	V	37.4	24.3	5.2	42.6	29.5	74.0	54.0	31.4	24.5	100.0	261.0	
11	4142.520	H	36.0	23.6	8.0	44.0	31.6	74.0	54.0	30.0	22.4	400.0	187.0	
12	4470.539	V	36.0	23.6	10.0	46.0	33.6	74.0	54.0	28.0	20.4	274.0	108.0	
13	2406.500	V	-----	-----	0.9	-----	-----	74.0	54.0	-----	-----	100.0	216.0	
14	2445.000	V	-----	-----	1.0	-----	-----	74.0	54.0	-----	-----	100.0	235.0	
15	2478.000	V	-----	-----	1.2	-----	-----	74.0	54.0	-----	-----	100.0	257.0	
16	4809.500	V	-----	-----	12.0	-----	-----	74.0	54.0	-----	-----	100.0	231.0	
17	4888.500	V	-----	-----	12.8	-----	-----	74.0	54.0	-----	-----	100.0	231.0	
18	4936.000	V	-----	-----	13.3	-----	-----	74.0	54.0	-----	-----	100.0	276.0	

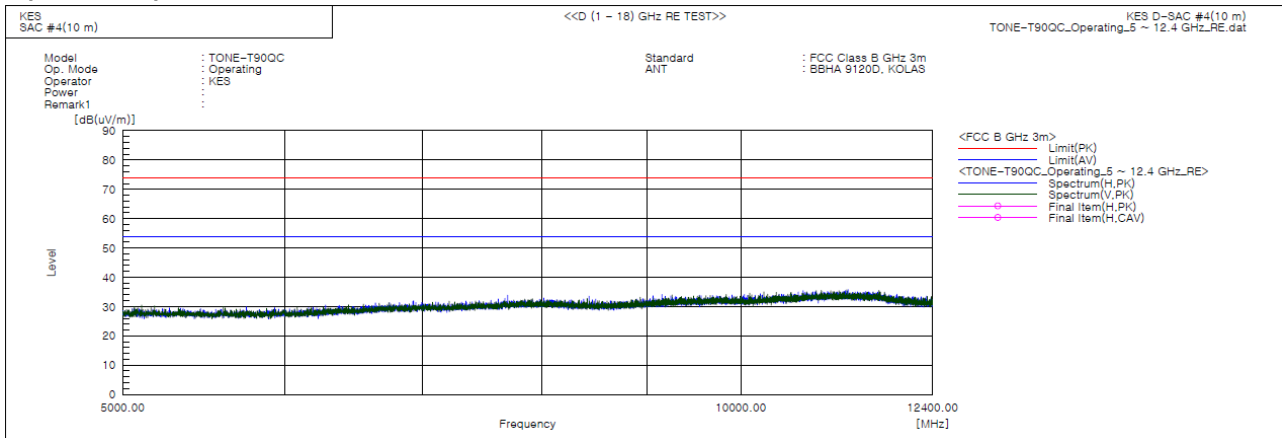
*** Exclusion Bands**

- Fundamental Frequency: 2.4 GHz Band
- Harmonic Frequency: 4.8 GHz, 4.9 GHz Band

This report shall not be reproduced except in full, without the written approval of KES Co., Ltd.
 The results shown in this test report refer only to the sample(s) tested unless otherwise stated.
 The authenticity of the test report, contact shchoi@kes.co.kr



- (5 ~ 12,4) GHz



* No spurious emission were detected above 5 GHz.

◆ Calculation

$$\text{Result(PK/CAV)} [dB(\mu V/m)] = (\text{Reading(PK/CAV)} [dB(\mu V)] + c.f [dB(1/m)])$$

$$\text{Margin(PK/CAV)} [dB] = \text{Limit} [dB(\mu V/m)] - \text{Result(PK/CAV)} [dB(\mu V/m)]$$

Reading(PK/CAV) : Reading value, Result(PK/CAV) : Reading value + Factor value

Limit(QP) : Limit value, c.f : (ANT Factor + Cable Loss - Preamp Factor), Margin: Marjin value

This report shall not be reproduced except in full, without the written approval of KES Co., Ltd.
 The results shown in this test report refer only to the sample(s) tested unless otherwise stated.
 The authenticity of the test report, contact shchoi@kes.co.kr