

PHOTOGRAPHS OF TEST SET UP




Figure 1 - 30 MHz to 1 GHz - X Orientation




Figure 2 - 30 MHz to 1 GHz - Y Orientation




Figure 3 - 30 MHz to 1 GHz - Z Orientation




Figure 4 - 1 GHz to 2 GHz - X Orientation




Figure 5 - 1 GHz to 2 GHz - Y Orientation




Figure 6 - 1 GHz to 2 GHz - Z Orientation