



11. SETUP PHOTOS

RADIATED EMISSION BELOW 30 MHz

RADIATED EMISSIONS BELOW 30MHz (FRONT)



RADIATED EMISSIONS BELOW 30MHz (REAR)




RADIATED EMISSION ABOVE 30 MHz

RADIATED EMISSIONS ABOVE 30 MHz (FRONT)



RADIATED EMISSIONS ABOVE 30 MHz (REAR)



PORTABLE CONFIGURATION


X-AXIS ORIENTATION



Y-AXIS ORIENTATION




Z-AXIS ORIENTATION – Worst-Case




AC MAINS LINE CONDUCTED EMISSIONS

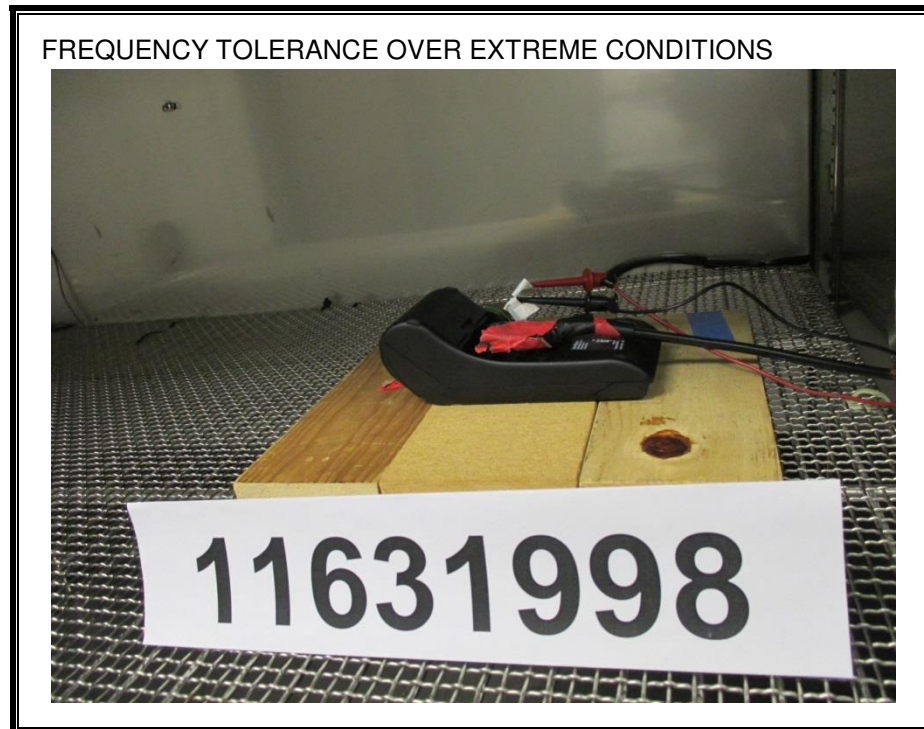
LINE CONDUCTED EMISSION (FRONT)



LINE CONDUCTED EMISSION (REAR)



FREQUENCY TOLERANCE OVER EXTREME CONDITIONS



END OF REPORT