Katyusha 美台版说明书

Black Shark 5 Pro

SHARK KTUS-H0

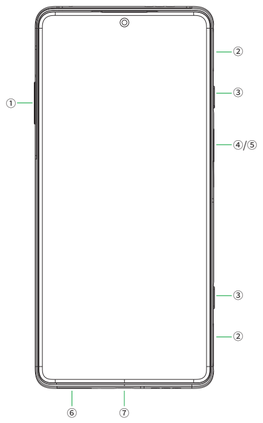

① Volume button
音量键

② Gaming trigger
升降按键

③ On/Off for gaming trigger
升降按键開關

④ Power button
電源键

⑤ Fingerprint lock
指紋解鎖

⑥ SIM card tray
SIM 卡匣

⑦ USB Type-C port
USB Type-C 連接埠

Snapdragon Sound is a product of Qualcomm Technologies, Inc. and/or its subsidiaries. Snapdragon and Snapdragon Sound are trademarks or registered trademarks of Qualcomm Incorporated.

Snapdragon Sound 是 Qualcomm Technologies, Inc. 和/或其子公司的產品。Snapdragon 和 Snapdragon Sound 是 Qualcomm Incorporated 的商標或註冊商標。

English

Thank you for choosing Black Shark 5 Pro

Press and hold the Power button to turn on the device.
Follow the on-screen instructions to configure the device.

Model Name: SHARK KTUS-H0
Brand: BLACK SHARK
Adapter Model: MDY-13-EG-1
Ensure that the used power adapter meets the requirements of IEC 62368-1:2014, IEC 62368-1:2018, EN 62368-1:2014/A11:2017, EN 62368-1:2014, and UL 62368-1, 2nd Ed, and has been tested and approved according to national or local standards

Installation of SIM card

- Be careful not to scratch your device or hurt yourself when using the ejector.
- Store the SIM ejector out of the reach of children to prevent accidental swallowing or injury.
- The SIM card cannot be bent, scratched, electrified, or wetted.

1. Power off your device before installing the SIM card.
2. Insert the SIM ejector into the small hole on the SIM card tray. Press the ejector firmly into the hole to push the SIM card tray out.
3. Place the SIM card correctly according to the label on the card tray, and use the standard Nano SIM card in card slots 1 or 2. Non-standard cards may not be recognized and could damage the card tray (slot).
4. Install the SIM card tray back into your device.

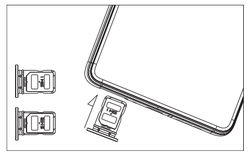

Dual SIM card management

The Black Shark phone supports Dual SIM Dual Standby single-call. You can select the default mobile data card or calling card as needed in Settings.
The SIM card in slot 1 or slot 2 supports 5G NR/TDD LTE/FDD LTE/WCDMA/CDMA/GSM. If your phone has two SIM cards, only the mobile data card can support CDMA service.

Note: Network support depends on the situations of carrier's network and related services deployment.

Contents

Black Shark Phone, Power Adapter, USB Type-C Cable, Logo Sticker, Protective Case, SIM Ejector, Quick Start Guide

E-label

This device has an electronic label for authentication information.
To view the label, choose Settings > About Phone > Certification, or enter "Certification" in the search bar.
*Depends on the actual national or local requirements.

Important safety information

Please read all the safety information below carefully before using your device.

CAUTION

RISK OF EXPLOSION IF BATTERY IS REPLACED BY AN INCORRECT TYPE. DISPOSE OF USED BATTERIES ACCORDING TO INSTRUCTIONS.

Avoid hearing damage. Using the earphones at a high volume for a long time may cause permanent hearing loss. To reduce this risk, keep the volume at a safe and comfortable level.

Operation and safety

- Use this device within the temperature range of 0°C ~ 35°C, and store this device and its accessories within the temperature range of -20°C ~ 45°C. The device may be damaged beyond the temperature range.
- Keep your device dry.
- Use only authorized accessories that are compatible with your device.
- Charge this device only with the included or authorized cable and power adapter. Using unauthorized cables, power adapters, or batteries can cause fire, explosions, or other risks.
- When charging the phone, place it in a room with normal temperature and good ventilation.
- After charging is complete, disconnect the adapter from both the device and the power outlet. Do not charge the device for more than 12 hours.
- Install the adapter near the device in an easily accessible position.
- If your device is provided with a built-in battery, do not attempt to replace the battery by yourself to avoid damaging the battery or the device.
- Dispose of this device, the battery and accessories according to local regulations. They should not be disposed of in normal household waste.
- Do not disassemble, hit, crush, or burn the battery. In case of deformations, stop using the battery immediately.
  - Do not disassemble, hit, or crush the battery to avoid battery leaks, overheating, or explosions.
  - Do not short circuit the battery to avoid overheating, burns, or other personal injuries.
  - Do not place the battery in the high-temperature environments.
  - Overheating may cause an explosion.
  - Do not burn the battery to avoid fire or explosion.
  - In case of deformation, stop using the battery immediately.
- Do not try to repair the device by yourself. If any part of the device works improperly, contact BLACK SHARK customer support or bring your device to our authorized maintenance center.
- Connect other devices according to their guide manuals. Do not connect incompatible devices to this device.
- Update your phone's operating system using the built-in software update feature, or visit our authorized service outlets. Updating software through other means may damage the device or result in data loss, security issues, and other risks.

BLACK SHARK

33050302A_V1.0

Safety precautions

- Observe any laws and rules that restrict the use of mobile phones in specific cases and environments.
- Do not use your phone in petrol stations and potentially explosive including fueling areas, boat deck bottom, fuel or chemical transfer or storage facilities, and areas where the air contains chemicals or particles, such as grain, dust, or metal powders.
- Obey all posted signs to turn off wireless devices such as your phone or other radio equipment. Turn off your mobile phone or wireless device in a blasting area or in areas where two-way radio equipment or electronic devices are required to be turned off to avoid interference with blasting operations.
- Do not use your phone in the hospital operating rooms, emergency rooms, or intensive care units. Comply with the current rules and regulations of hospitals and health centers. Please consult your doctor and the device manufacturer to determine if operation of your phone may interfere with the operation of your medical device. To avoid potential interference with the pacemaker. Keep the minimum spacing of 15cm between the mobile phone and the pacemaker. To achieve this, use the phone on the opposite side to your pacemaker and do not carry it in a breast pocket.
- Do not use your phone near hearing aids, cochlear implants, etc. to avoid interference with medical equipment.
- Respect aircraft safety regulations and use your device according to the instructions provided after you get on the aircraft.
- When driving a vehicle, use your phone in accordance with the relevant traffic laws and regulations.
- To avoid lightning strike, do not use your phone outdoors during thunderstorms.
- Do not use your phone to make calls while it is charging.
- Do not use your phones in places with high humidity, such as bathrooms. Otherwise, electric shock, injury, fire, and charger damage may be caused.

FCC Regulatory Conformance

FCC Statement

This device complies with part 15 of the FCC rules. Operation is subject to the following two conditions:
(1) this device may not cause harmful interference, and (2) this device must accept any interference received, including interference that may cause undesired operation.

This equipment has been tested and found to comply with the limits for a Class B digital device, pursuant to part 15 of the FCC Rules. These limits are designed to provide reasonable protection against harmful interference in a residential installation. This equipment generates uses and can radiate radio frequency energy and, if not installed and used in accordance with the instructions, may cause harmful interference to radio communications. However, there is no guarantee that interference will not occur in a particular installation. If this equipment does cause harmful interference to radio or television reception, which can be determined by turning the equipment off and on, the user is encouraged to try to correct the interference by one or more of the following measures:
- Reorient or relocate the receiving antenna.
- Increase the separation between the equipment and receiver.
- Connect the equipment into an outlet on a circuit different from that to which the receiver is connected.
- Consult the dealer or an experienced radio/TV technician for help.

Caution:

Any changes or modifications not expressly approved by the party responsible for compliance could void the user's authority to operate the equipment.

RF Exposure Information (SAR)

The SAR limit of USA (FCC) is 1.6 W/kg averaged over one gram of tissue. Device types 5G Digital Mobile Phone (FCC ID: 2A2ZHKTUS-H0) has also been tested against this SAR limit. The highest SAR value reported under this standard during product certification for use at the ear is 0.992W/kg and when properly worn on the body is 0.685W/kg. This device complies with RF specifications when used near your ear or at a distance of 1.5cm from your body. Keep the device away from your body to meet the distance requirement. Ensure that the use of belt clips, holsters and similar accessories should not contain metallic components. The use of accessories that do not satisfy these requirements may not comply with FCC RF exposure requirements, and should be avoided.

5G WIFI statement

The device is restricted to indoor use when operated in 5150MHz–5350MHz to reduce the potential for interference.

For more information

Join us in the Black Shark community at https://global.blackshark.com.
Like us on Facebook at https://www.facebook.com/BlackSharkGlobal.
Follow us on Twitter at https://twitter.com/blckshrk_global.
Subscribe to us on YouTube at https://www.youtube.com/c/BlackSharkGlobal.
YouTube is a trademark of Google LLC.

For more information about warranty, visit https://global.blackshark.com.

Manufacturer: Room 815-1, 8th floor, Block A, Huajiang Building, No. 1 Tsinghua Science Park, No. 299, Yupingdong Street, Nanchang Economic and Technological Development Zone, Nanchang City, Jiangxi Province

Copyright © 2022 Blackshark Technologies (Nanchang) Co., Ltd. All Rights Reserved.

All illustrations in this guide are for your reference only. The actual device may vary. If there is any inconsistency between this guide and the description on the official website, please refer to the description on the official website. BLACK SHARK may update this guide without prior notice. Changes will be incorporated into new editions of this guide.

感謝您選擇 Black Shark 5 Pro

長按電源鍵以開啟裝置。
請依螢幕上的說明來組態裝置。

型號名稱：SHARK KTUS-H0
品牌：BLACK SHARK
充電器型號：MDY-13-EG-1
確保使用的電源適配器符合 IEC 62368-1:2014、IEC 62368-1:2018、EN 62368-1:2014/A11:2017、EN 62368-1:2014 和 UL 62368-1, 2nd Ed 的要求，並已根據國家或地方標準進行測試和批準。

安裝 SIM 卡

- 使用插針時，請注意安全，防止戳傷手指或損傷設備。
- 請保管好插針，將其放置在兒童接觸不到的地方，防止兒童無意中吞食或戳傷自己。
- 不得彎曲、刮傷或弄� SIM 卡，也不要讓 SIM 卡觸電。

1. 插卡前，請先關閉設備。
2. 使用插針輕頂 SIM 卡槽上的小孔即可更換 SIM 卡。
3. 請使用標準的 Nano SIM 卡，並按照卡槽上的標識正確放置 SIM 卡，以免損壞卡槽損壞、設備無法識別SIM 卡或 SIM 卡無法取出。
4. 插卡時，請注意缺口方向，保持卡槽水平。

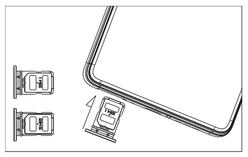

雙卡管理

本設備支援雙卡雙待單通，出廠默認卡 1 為上網卡，您可在設置中，根據需要選擇默認數據卡和上網卡。
雙卡均支援 5G NR/TDD LTE/FDD LTE/WCDMA/CDMA/GSM 網絡。當你在設備中同時使用 2 張 SIM 卡時，僅上網卡支援 CDMA 網絡 。

注意：網絡支援取決於運營商網絡和相關服務部署。

電子標籤

本裝置具有可用於認證資訊的電子標籤。
要查看標籤，請選擇設定 > 關於手機 > 証書，或在搜尋欄中輸入「証書」。
*根據實際的全國或當地要求

重要的安全資訊

使用裝置之前，請先閱讀以下所有安全資訊。

警告

如果將電池更換為不正確的類型，將有發生爆炸的風險。
請根據說明來丟棄用過的電池。

避免聽力受損
長時間以高音量使用耳機可能會導致永久性聽力損失。為降低此風險，請將音量保持在安全和舒適的等級。

操作與安全

- 請在溫度 0℃~35℃ 範圍內使用裝置，並在溫度 -20℃~45℃ 範圍內存放裝置及配件。若超出溫度範圍，裝置可能會損壞。
- 請保持裝置乾燥。
- 請僅使用與您的裝置相容的授權配件。
- 為裝置充電時，請僅使用隨附的，或經授權的電纜和電源變壓器。使用未經授權的電纜、電源變壓器或電池可能會導致火災、爆炸或其他風險。
- 為手機充電時，請將其放在常溫，且通風良好的房間內。
- 充電完成後，請中斷變壓器與裝置和電源插座的連接。請勿對裝置充電超過 12 小時。
- 請將變壓器安裝在裝置附近且容易取用的位置。
- 如果您的裝置有內建電池，請勿嘗試自行更換電池，以免損壞電池或裝置。
- 請按照當地法規處理本設備、電池和配件。 不應將它們作為普通生活垃圾丟棄。
- 請勿分解、擠壓、撞擊或燃燒電池。如果發生變形，請立即停止使用電池。
  - 請勿分解、擠壓或撞擊電池，以免電池漏液、過熱或爆炸。
  - 請勿讓電池短路以避免過熱、燙傷或發生其他人身傷害。
  - 請勿將電池放在高溫環境中。
  - 過熱可能會導致爆炸。
  - 請勿燃燒電池以避免發生火災或爆炸。
  - 如果變形，請立即停用電池。
- 不要嘗試自行修理裝置。如果裝置有任何部分運作不正常，請聯繫 BLACK SHARK 客戶支援部門，或將您的裝置攜帶到我們的授權維修中心。
- 連接其他裝置時，請根據其指南手冊操作。請勿將不相容的裝置連接到此裝置。
- 使用內建軟體更新功能來更新手機的作業系統，或洽詢我們的授權服務站點。透過其他方式更新軟體可能會損壞裝置或導致資料遺失，造成安全問題和其他風險。

安全預防措施

- 請遵守限制在特定情況和環境下使用行動電話的任何法律和規則。
- 請勿在加油站使用手機，也不要在加油區、船甲板底部、燃料或化學品轉移或儲存設施中，以及空氣中含有化學物質或顆粒的區域，如穀物、灰塵或金屬粉末的環境下使用。
- 請注意並遵守所有貼出應關閉手機或其他無線電設備等無線裝置的標誌。在爆破區域，或需要關閉雙向無線電裝置或電子裝置的區域，請關閉行動電話或無線裝置以避免干擾爆破作業。
- 請勿在醫院手術室、急診室或加護病房使用手機。請遵守醫院和保健中心的最新的規章制度。請諮詢您的醫生和裝置製造商，以確認您的手機操作是否會干擾您醫療裝置的運作。避免對起搏器發生潛在的干擾，手機和起搏器間應保持最短 15 公分的距離。要達成上述要求，使用手機時應位於心臟起搏器的另一側，且不要將其放在胸部的口袋。
- 請勿在有助聽器、人工耳蝸等附近使用手機，以免干擾醫療裝置。
- 登機後，請遵守飛機安全規定來使用手機。
- 駕駛車輛時，請遵守相關的交通法規來使用手機。
- 為避免雷擊，請勿在雷雨天氣時於戶外使用手機。
- 充電時，請勿使用手機撥打電話。
- 請勿在濕度高的地方使用手機，例如，浴室。否則可能會導致觸電、傷害、火災和充電器損壞。

警語及注意事項

- 取得審驗證明之低功率射頻器材，非經核准，公司、商號或使用者均不得擅自變更頻率、加大功率或變更原設計之特性及功能。
- 低功率射頻器材之使用不得影響飛航安全及干擾合法通信；經發現有干擾現象時，應立即停用，並改善至無干擾時方得繼續使用。前述合法通信，指依電信管理法規定作業之無線電通信。低功率射頻器材須忍受合法通信或工業、科學及醫療用電波輻射性電機設備之干擾。
- 使用此產品時應避免影響附近雷達系統之操作。
- 高增益指向性天線只得應用於固定式點對點系統。
- 使用過度恐傷害視力
- 使用 30 分鐘請休息 10 分鐘。
- 未滿 2 歲幼兒不看螢幕，2 歲以上每天看螢幕不要超過 1 小時。
- 「減少電磁波影響，請妥善使用」

SAR值標準 2.0W/kg，送測產品實測值為 1.XXW/Kg。

網路頻段

- 5G NR (n1/n3/n8/n28/n41/n78)
- LTE (Band1/3/7/8/28/38/41)
- WCDMA (Band1/8)
- GSM 900MHz
- BT V5.2
- WLAN 802.11 a/b/g/n/ac/ax

5G通信服務提供時間依各國政府核准行動通信業者開始營運時間而有所不同。

更多資訊

請加入我們的 Black Shark 社群，網址：https://global.blackshark.com。
在 Facebook 上追蹤我們：https://www.facebook.com/BlackSharkGlobal。
在 Twitter 上關注我們，網址為https://twitter.com/blckshrk_global。
在 YouTube 上訂閱我們：https://www.youtube.com/c/BlackSharkGlobal。
YouTube 是 Google 的商標。

有關保固的更多資訊，請瀏覽 https://global.blackshark.com。

製造商：江西省南昌市南昌經濟技術開發區玉屏東大街299號1#清華科技園（江西）內的華江大廈A座第八層第815-1室

版權所有 © 南昌黑鯊科技有限公司 2022。保留一切權利。

本指南僅供參考，示意圖與實物可能存在細微差別，請以實物為準。如出現本指南與官網描述不一致的情況，請以官網描述為準。黑鯊可能隨時更新本指南，恕不另行通知。更新內容將會收入本指南的新版本中。您可訪問黑鯊官網查閱最新內容。

黑鯊科技 BLACK SHARK	Katyusha 美台版说明书
物料编码: 33050XXXA	设计师: Tina
图纸编码:	图纸版本: 0.1
材 料: 105G 无光铜	成品尺寸: 70*158mm

版本详情:
文字单黑印刷 logo +指示线条 专绿 2420C 黑鯊潘通色 2420C