Mode	30	
	Band Edge	
	U-NII-3_5.725-5.85_802.11n HT20_CH165_5825MHz	
ANT	SISO	
Pol.	Horizontal	Fundamental
Peak	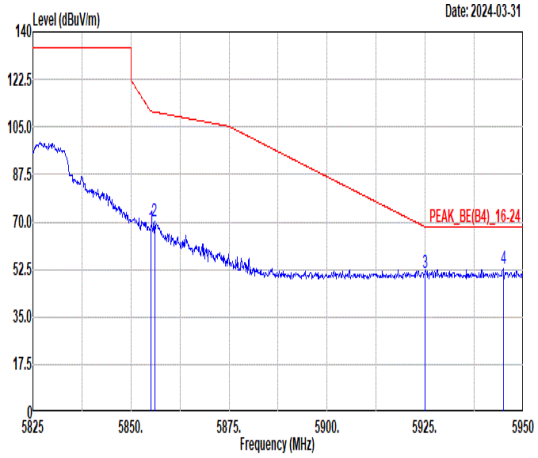 Freq Level Limit Line Margin (dB) Read Level Ant Factor Cable Loss Preamp Factor APos TPos Remark MHz dBuV/m dBuV/m dBuV dB/m dB dB cm deg 1 5855.00 67.41 110.80 -43.39 53.08 35.30 11.52 32.49 297 186 PEAK 2 5856.00 70.00 110.52 -40.52 55.67 35.30 11.52 32.49 297 186 PEAK 3 5925.00 51.42 68.20 -16.78 37.16 35.40 11.40 32.54 297 186 PEAK 4 5944.88 52.86 68.30 -15.44 38.63 35.42 11.37 32.56 297 186 PEAK	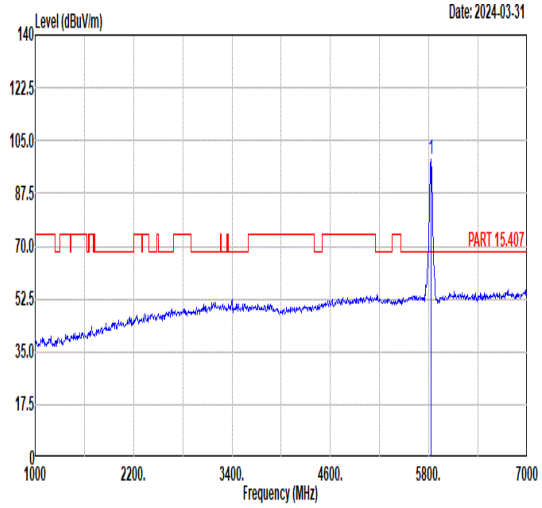 Freq Level Limit Line Margin (dB) Read Level Ant Factor Cable Loss Preamp Factor APos TPos Remark MHz dBuV/m dBuV/m dBuV dB/m dB dB cm deg 1 5825.00 98.79 ------ ------ 84.43 35.25 11.57 32.46 297 186 PEAK
Avg	Blank	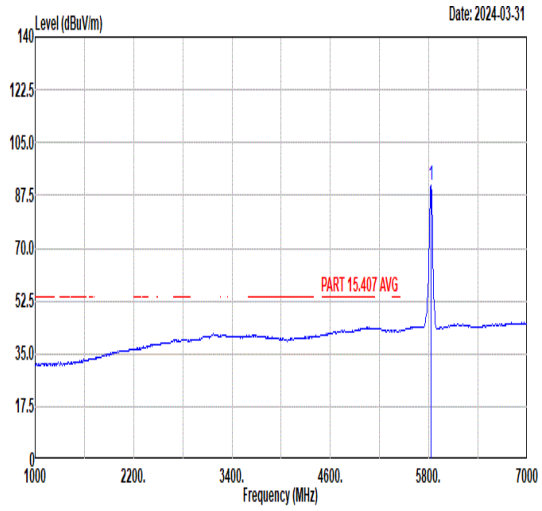 Freq Level Limit Line Margin (dB) Read Level Ant Factor Cable Loss Preamp Factor APos TPos Remark MHz dBuV/m dBuV/m dBuV dB/m dB dB cm deg 1 5825.00 91.12 ------ ------ 76.76 35.25 11.57 32.46 297 186 AVERAGE

Mode	30	
	Band Edge	
	U-NII-3_5.725-5.85_802.11n HT20_CH165_5825MHz	
ANT	SISO	
Pol.	Vertical	Fundamental
Peak	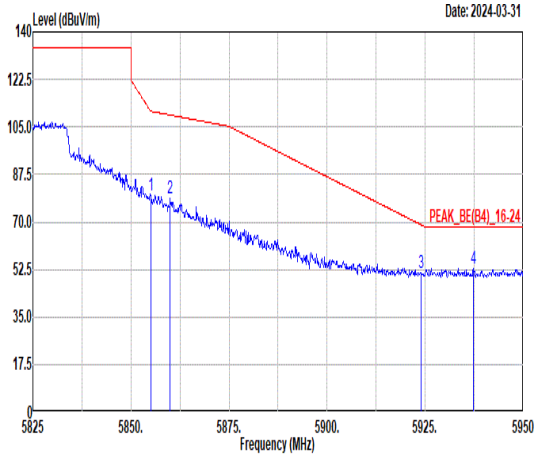 Freq Level Limit Line Margin (dB) Read Level Ant Factor Cable Loss Preamp Factor APos TPos Remark MHz dBuV/m dBuV/m dBuV dB/m dB dB cm deg 1 5855.00 80.03 110.80 -30.77 65.70 35.30 11.52 32.49 290 164 PEAK 2 5860.00 78.74 109.40 -30.66 64.42 35.30 11.51 32.49 290 164 PEAK 3 5924.00 51.43 68.94 -17.51 37.17 35.39 11.41 32.54 290 164 PEAK 4 5937.25 52.74 68.30 -15.56 38.50 35.41 11.38 32.55 290 164 PEAK	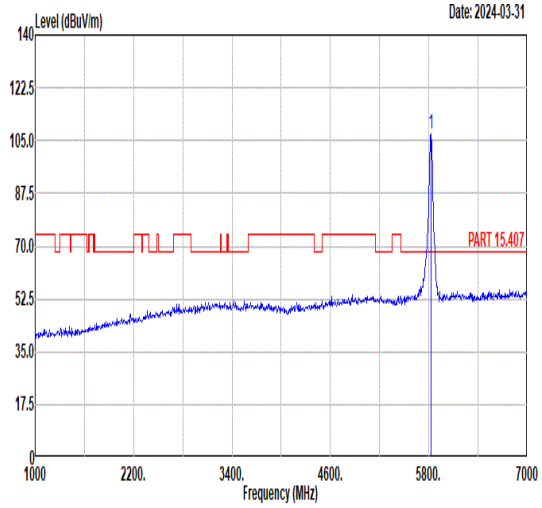 Freq Level Limit Line Margin (dB) Read Level Ant Factor Cable Loss Preamp Factor APos TPos Remark MHz dBuV/m dBuV/m dBuV dB/m dB dB cm deg 1 5825.00 107.27 ------ ------ 92.92 35.26 11.56 32.47 290 164 PEAK
Avg	Blank	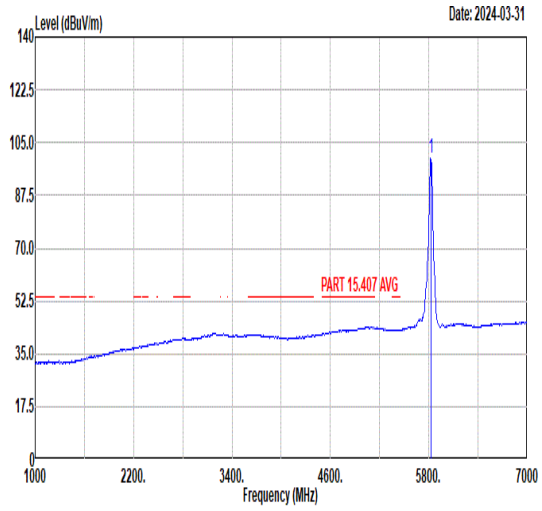 Freq Level Limit Line Margin (dB) Read Level Ant Factor Cable Loss Preamp Factor APos TPos Remark MHz dBuV/m dBuV/m dBuV dB/m dB dB cm deg 1 5825.00 99.66 ------ ------ 85.29 35.25 11.58 32.46 290 164 AVERAGE

Mode	30	
	Harmonic	
	U-NII-3_5.725-5.85_802.11n HT20_CH165_5825MHz	
ANT	SISO	
Pol.	Horizontal	Vertical
Peak Avg	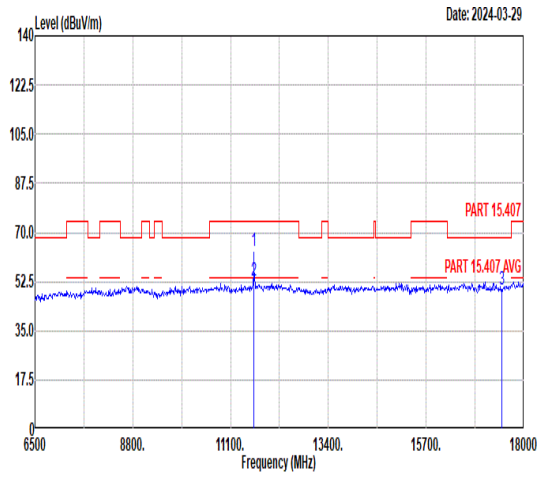 Freq Level Limit Line Margin Read Level Ant Factor Cable Loss Preamp Factor APos TPos Remark MHz dBuV/m dBuV/m dB dBuV dB/m dB dB cm deg 1 11650.00 63.21 74.00 -10.79 58.97 39.92 14.93 50.61 100 14 Peak 2 11650.00 52.63 54.00 -1.37 48.39 39.92 14.93 50.61 100 14 Average 3 17475.00 49.81 68.30 -18.49 42.04 42.31 17.63 52.17 -- -- Peak	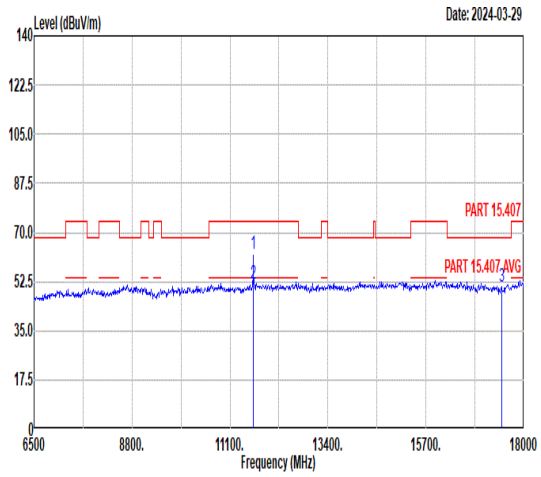 Freq Level Limit Line Margin Read Level Ant Factor Cable Loss Preamp Factor APos TPos Remark MHz dBuV/m dBuV/m dB dBuV dB/m dB dB cm deg 1 11650.00 62.29 74.00 -11.71 58.05 39.92 14.93 50.61 143 3 Peak 2 11650.00 51.73 54.00 -2.27 47.49 39.92 14.93 50.61 143 3 Average 3 17475.00 50.58 68.30 -17.72 42.81 42.31 17.63 52.17 -- -- Peak

Mode	31	
	Band Edge - L	
	U-NII-3_5.725-5.85_802.11n HT40_CH151_5755MHz	
ANT	SISO	
Pol.	Horizontal	Fundamental
Peak	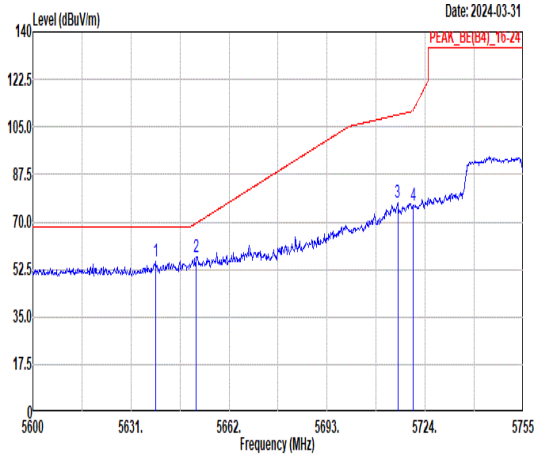 Freq Level Limit Line Margin (dB) Read Level Ant Factor Cable Loss Preamp Factor APos TPos Remark MHz dBuV/m dBuV/m dBuV dB/m dB dB cm deg 1 5638.91 55.43 68.30 -12.87 41.07 34.99 11.69 32.32 300 183 PEAK 2 5651.62 57.32 69.50 -12.18 42.95 35.01 11.69 32.33 300 183 PEAK 3 5715.32 77.39 109.49 -32.10 63.01 35.10 11.66 32.38 300 183 PEAK 4 5720.13 75.88 111.09 -35.21 61.49 35.11 11.66 32.38 300 183 PEAK	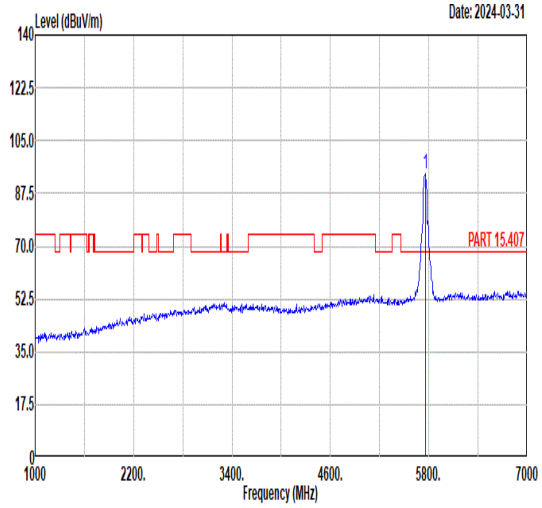 Freq Level Limit Line Margin (dB) Read Level Ant Factor Cable Loss Preamp Factor APos TPos Remark MHz dBuV/m dBuV/m dBuV dB/m dB dB cm deg 1 5755.00 94.29 ------ ------ 79.90 35.16 11.64 32.41 300 183 PEAK
Avg	Blank	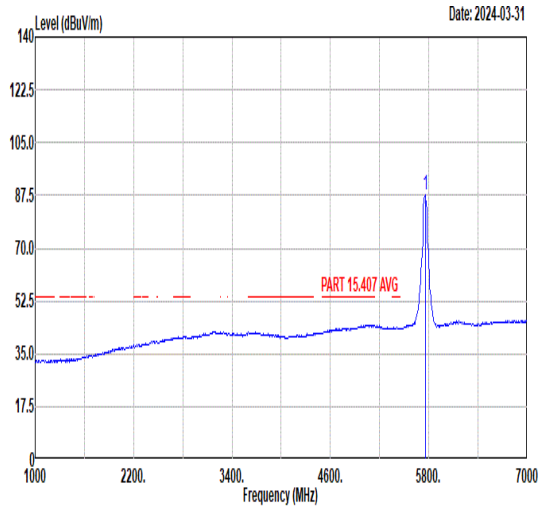 Freq Level Limit Line Margin (dB) Read Level Ant Factor Cable Loss Preamp Factor APos TPos Remark MHz dBuV/m dBuV/m dBuV dB/m dB dB cm deg 1 5755.00 87.78 ------ ------ 73.39 35.16 11.64 32.41 300 183 AVERAGE

Mode	31	
	Band Edge - R	
	U-NII-3_5.725-5.85_802.11n HT40_CH151_5755MHz	
ANT	SISO	
Pol.	Horizontal	Fundamental
Peak	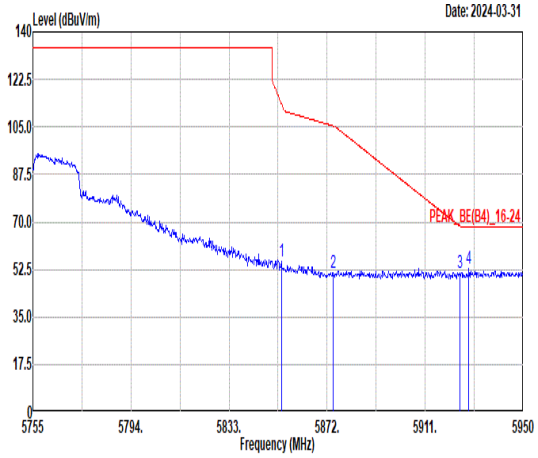 Freq Level Limit Line Margin (dB) Read Level Ant Factor Cable Loss Preamp Factor APos TPos Remark MHz dBuV/m dBuV/m dBuV dB/m dB dB cm deg 1 5853.87 55.59 113.39 -57.80 41.26 35.30 11.52 32.49 300 183 PEAK 2 5874.54 51.38 105.33 -53.95 37.07 35.32 11.49 32.50 300 183 PEAK 3 5924.85 51.19 68.31 -17.12 36.94 35.39 11.40 32.54 300 183 PEAK 4 5928.36 52.82 68.30 -15.48 38.57 35.40 11.40 32.55 300 183 PEAK	Blank

Mode	31	
	Band Edge - L	
	U-NII-3_5.725-5.85_802.11n HT40_CH151_5755MHz	
ANT	SISO	
Pol.	Vertical	Fundamental
Peak	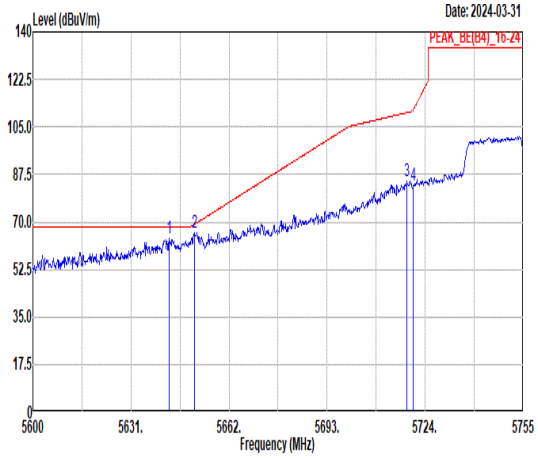 Freq Level Limit Line Margin (dB) Read Level Ant Factor Cable Loss Preamp Factor APos TPos Remark MHz dBuV/m dBuV/m dBuV dB/m dB dB cm deg 1 5643.09 63.86 68.30 -4.44 49.49 35.00 11.69 32.32 267 165 PEAK 2 5651.15 66.28 69.15 -2.87 51.91 35.01 11.69 32.33 267 165 PEAK 3 5718.27 84.91 110.32 -25.41 70.52 35.11 11.66 32.38 267 165 PEAK 4 5720.28 83.58 111.44 -27.86 69.19 35.11 11.66 32.38 267 165 PEAK	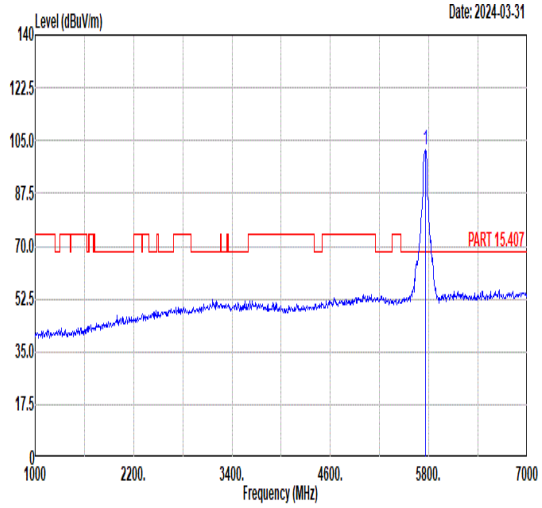 Freq Level Limit Line Margin (dB) Read Level Ant Factor Cable Loss Preamp Factor APos TPos Remark MHz dBuV/m dBuV/m dBuV dB/m dB dB cm deg 1 5755.00 101.86 ------ ------ 87.47 35.17 11.64 32.42 267 165 PEAK
Avg	Blank	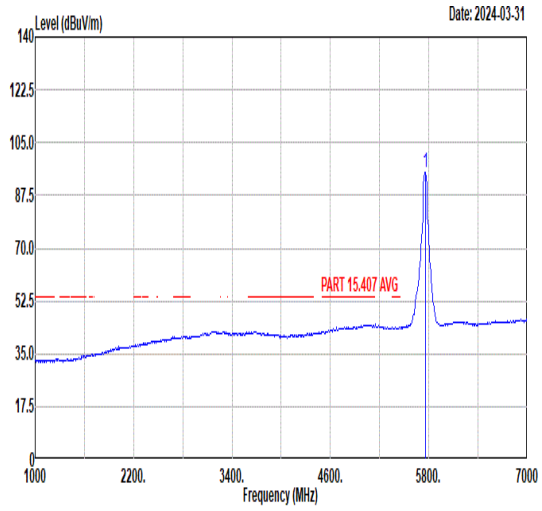 Freq Level Limit Line Margin (dB) Read Level Ant Factor Cable Loss Preamp Factor APos TPos Remark MHz dBuV/m dBuV/m dBuV dB/m dB dB cm deg 1 5755.00 95.11 ------ ------ 80.72 35.16 11.64 32.41 267 165 AVERAGE

Mode	31	
	Band Edge - R	
	U-NII-3_5.725-5.85_802.11n HT40_CH151_5755MHz	
ANT	SISO	
Pol.	Vertical	Fundamental
Peak	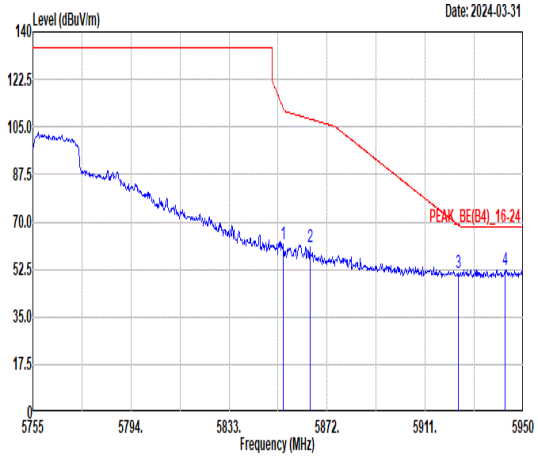 Freq Level Limit Line Margin (dB) Read Level Ant Factor Cable Loss Preamp Factor APos TPos Remark MHz dBuV/m dBuV/m dBuV dB/m dB dB cm deg 1 5854.45 62.00 112.05 -50.05 47.67 35.30 11.52 32.49 267 165 PEAK 2 5865.18 60.94 107.95 -47.01 46.63 35.31 11.50 32.50 267 165 PEAK 3 5924.26 51.28 68.75 -17.47 37.03 35.39 11.40 32.54 267 165 PEAK 4 5942.79 52.49 68.30 -15.81 38.26 35.42 11.37 32.56 267 165 PEAK	Blank

Mode	32	
	Band Edge - L	
	U-NII-3_5.725-5.85_802.11n HT40_CH159_5795MHz	
ANT	SISO	
Pol.	Horizontal	Fundamental
Peak	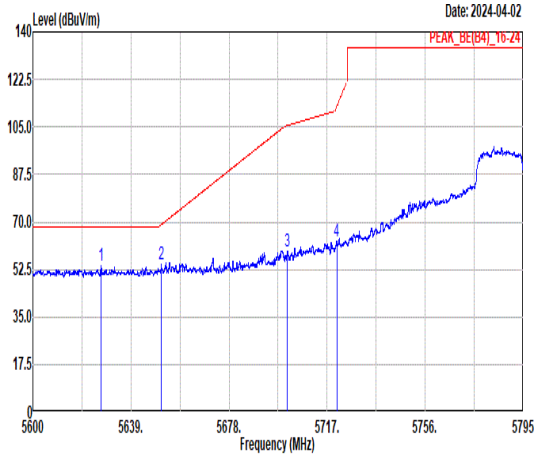 Freq Level Limit Line Margin Read Level Ant Factor Cable Loss Preamp Factor APos TPos Remark MHz dBuV/m dBuV/m dB dBuV dB/m dB dB cm deg 1 5627.20 53.71 68.30 -14.59 39.34 34.98 11.70 32.31 216 190 PEAK 2 5650.99 54.22 69.04 -14.82 39.85 35.01 11.69 32.33 216 190 PEAK 3 5701.11 59.36 105.51 -46.15 44.99 35.08 11.66 32.37 216 190 PEAK 4 5720.82 62.82 112.67 -49.85 48.43 35.11 11.66 32.38 216 190 PEAK	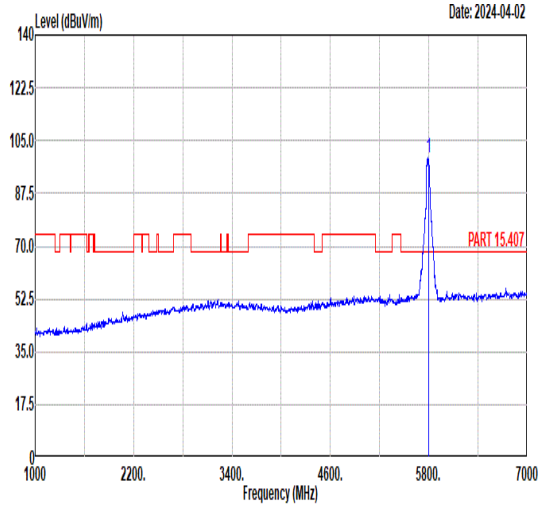 Freq Level Limit Line Margin Read Level Ant Factor Cable Loss Preamp Factor APos TPos Remark MHz dBuV/m dBuV/m dB dBuV dB/m dB dB cm deg 1 5795.00 99.41 ------ ------ 85.01 35.20 11.63 32.43 216 190 PEAK
Avg	Blank	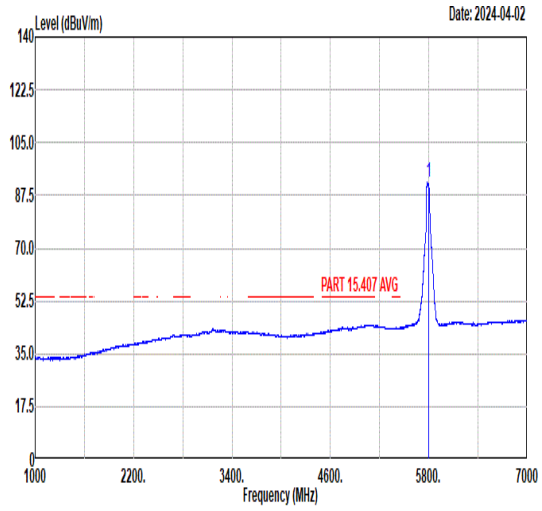 Freq Level Limit Line Margin Read Level Ant Factor Cable Loss Preamp Factor APos TPos Remark MHz dBuV/m dBuV/m dB dBuV dB/m dB dB cm deg 1 5795.00 91.93 ------ ------ 77.54 35.19 11.63 32.43 216 190 AVERAGE

Mode	32	
	Band Edge - R	
	U-NII-3_5.725-5.85_802.11n HT40_CH159_5795MHz	
ANT	SISO	
Pol.	Horizontal	Fundamental
Peak	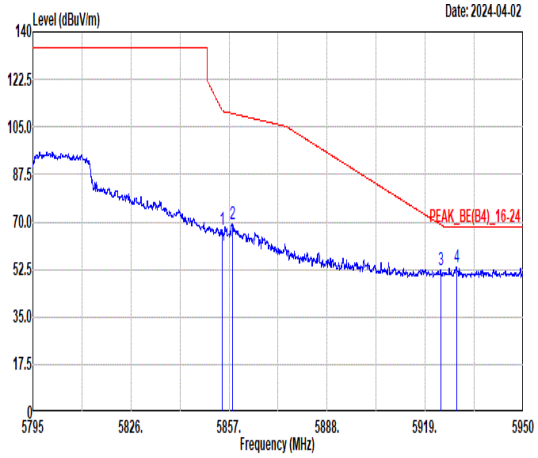 Freq Level Limit Line Margin Read Level Ant Factor Cable Loss Preamp Factor APos TPos Remark MHz dBuV/m dBuV/m dB dBuV dB/m dB dB cm deg 1 5854.91 67.03 111.01 -43.98 52.70 35.30 11.52 32.49 216 190 PEAK 2 5858.16 69.35 109.91 -40.56 55.02 35.30 11.52 32.49 216 190 PEAK 3 5923.90 52.33 69.01 -16.68 38.07 35.39 11.41 32.54 216 190 PEAK 4 5928.86 53.27 68.30 -15.03 39.02 35.40 11.40 32.55 216 190 PEAK	Blank

Mode	32	
	Band Edge - L	
	U-NII-3_5.725-5.85_802.11n HT40_CH159_5795MHz	
ANT	SISO	
Pol.	Vertical	Fundamental
Peak	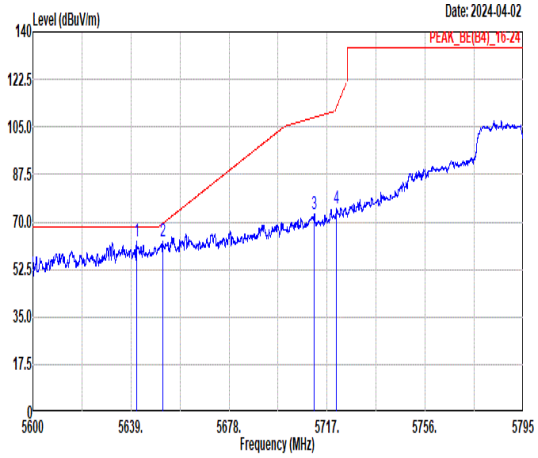 Freq Level Limit Line Margin Read Level Ant Factor Cable Loss Preamp Factor APos TPos Remark MHz dBuV/m dBuV/m dB dBuV dB/m dB dB cm deg 1 5641.24 62.88 68.30 -5.42 48.51 35.00 11.69 32.32 211 128 PEAK 2 5651.58 62.89 69.47 -6.58 48.52 35.01 11.69 32.33 211 128 PEAK 3 5711.83 73.10 108.52 -35.42 58.72 35.10 11.66 32.38 211 128 PEAK 4 5720.61 74.85 112.19 -37.34 60.46 35.11 11.66 32.38 211 128 PEAK	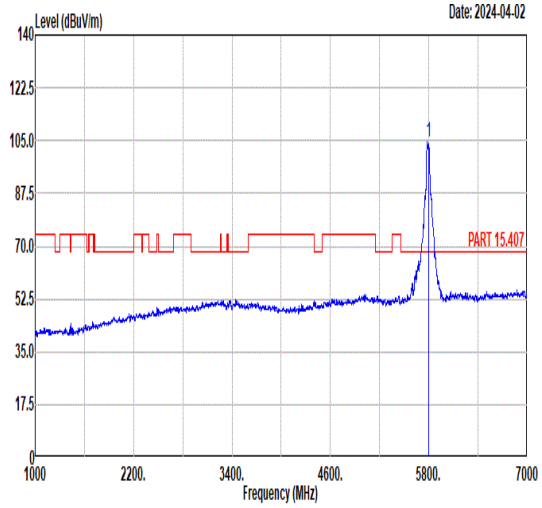 Freq Level Limit Line Margin Read Level Ant Factor Cable Loss Preamp Factor APos TPos Remark MHz dBuV/m dBuV/m dB dBuV dB/m dB dB cm deg 1 5795.00 104.51 ------ ------ 90.12 35.19 11.63 32.43 211 128 PEAK
Avg	Blank	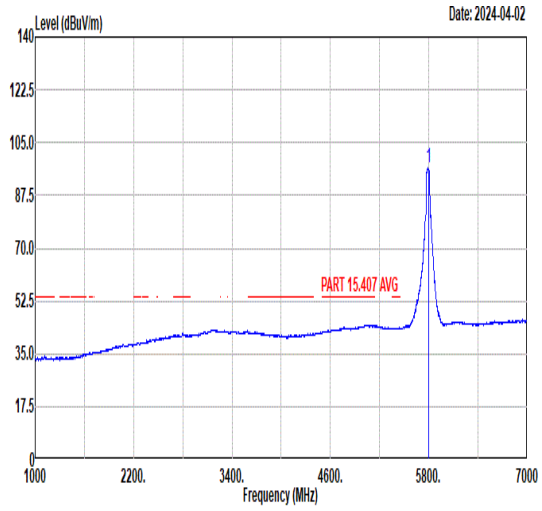 Freq Level Limit Line Margin Read Level Ant Factor Cable Loss Preamp Factor APos TPos Remark MHz dBuV/m dBuV/m dB dBuV dB/m dB dB cm deg 1 5795.00 96.54 ------ ------ 82.14 35.20 11.63 32.43 211 128 AVERAGE

Mode	32	
	Band Edge - R	
	U-NII-3_5.725-5.85_802.11n HT40_CH159_5795MHz	
ANT	SISO	
Pol.	Vertical	Fundamental
Peak	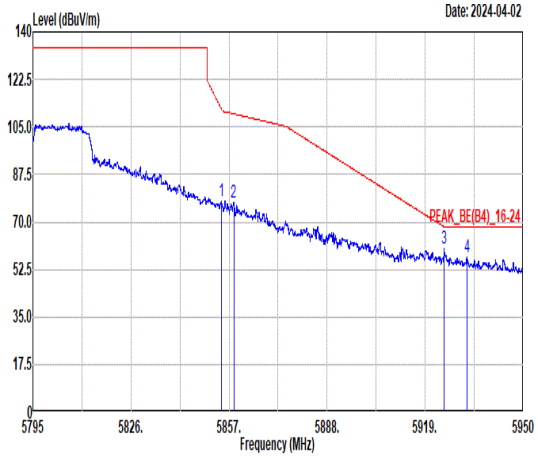 Freq Level Limit Line Margin Read Level Ant Factor Cable Loss Preamp Factor APos TPos Remark MHz dBuV/m dBuV/m dB dBuV dB/m dB dB cm deg 1 5854.61 77.52 111.68 -34.16 63.19 35.30 11.52 32.49 211 128 PEAK 2 5858.49 77.01 109.82 -32.81 62.68 35.30 11.52 32.49 211 128 PEAK 3 5924.98 60.19 68.21 -8.02 45.94 35.39 11.40 32.54 211 128 PEAK 4 5932.11 57.17 68.30 -11.13 42.93 35.40 11.39 32.55 211 128 PEAK	Blank

Mode	33	
	LF	
	U-NII-2C_5.47-5.725_802.11n HT40 LF_CH102_5510MHz	
ANT	SISO	
Pol.	Horizontal	Vertical
QP/ Peak	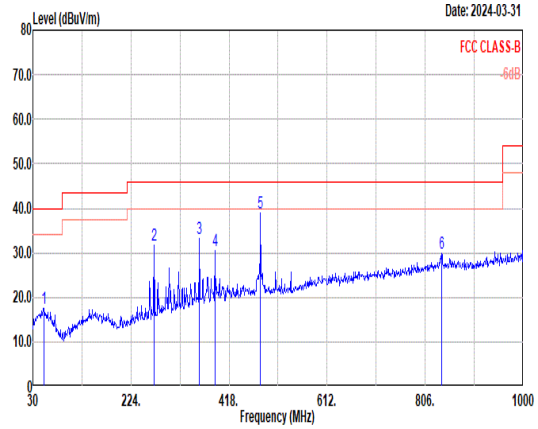	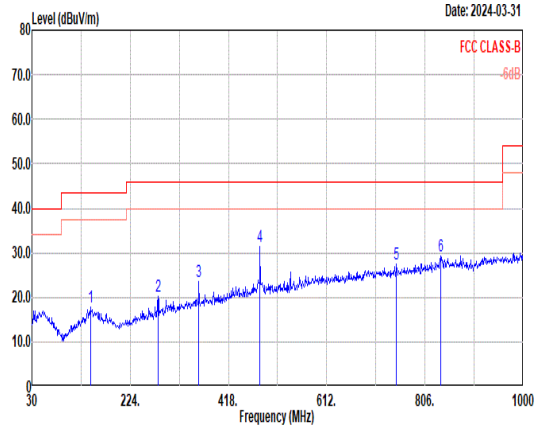

Horizontal:

	Freq	Level	Limit Line	Margin	Read Level	Ant Factor	Cable Loss	Preamp Factor	APos	TPos	Remark
	MHz	dBuV/m	dBuV/m	dB	dBuV	dB/m	dB	dB	cm	deg	
1	52.31	17.44	40.00	-22.56	33.25	13.94	1.47	31.22	--	--	Peak
2	269.59	31.56	46.00	-14.44	40.47	19.40	2.59	30.90	--	--	Peak
3	359.80	33.31	46.00	-12.69	40.38	20.77	2.94	30.78	--	--	Peak
4	389.87	30.54	46.00	-15.46	36.58	21.63	3.05	30.72	--	--	Peak
5	480.08	38.90	46.00	-7.10	42.77	23.42	3.41	30.70	--	--	Peak
6	838.98	29.76	46.00	-16.24	30.05	26.41	4.36	31.06	--	--	Peak

Vertical:

	Freq	Level	Limit Line	Margin	Read Level	Ant Factor	Cable Loss	Preamp Factor	APos	TPos	Remark
	MHz	dBuV/m	dBuV/m	dB	dBuV	dB/m	dB	dB	cm	deg	
1	145.43	17.75	43.50	-25.75	29.77	16.91	2.18	31.11	--	--	Peak
2	279.29	20.33	46.00	-25.67	29.38	19.22	2.63	30.90	--	--	Peak
3	359.80	23.49	46.00	-22.51	30.56	20.77	2.94	30.78	--	--	Peak
4	480.08	31.43	46.00	-14.57	35.30	23.42	3.41	30.70	--	--	Peak
5	749.74	27.47	46.00	-18.53	28.33	25.90	4.19	30.95	--	--	Peak
6	837.04	29.36	46.00	-16.64	29.67	26.40	4.35	31.06	--	--	Peak

Mode	34	
	LF	
	U-NII-3_5.725-5.85_802.11a LF_CH149_5745MHz	
ANT	SISO	
Pol.	Horizontal	Vertical
QP/ Peak	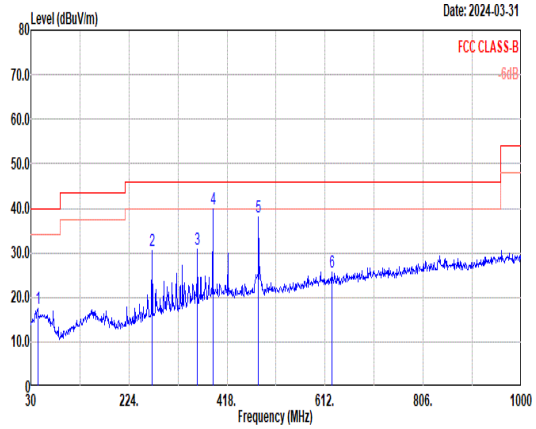 Freq Level Limit Line Margin Read Level Ant Factor Cable Loss Preamp Factor APos TPos Remark MHz dBuV/m dBuV/m dB dBuV dB/m dB dB cm deg 1 43.58 17.62 40.00 -22.38 30.41 17.04 1.37 31.20 -- -- Peak 2 269.59 30.61 46.00 -15.39 39.52 19.40 2.59 30.90 -- -- Peak 3 359.80 30.80 46.00 -15.20 37.87 20.77 2.94 30.78 -- -- Peak 4 389.87 39.80 46.00 -6.20 45.84 21.63 3.05 30.72 -- -- Peak 5 480.08 38.15 46.00 -7.85 42.02 23.42 3.41 30.70 -- -- Peak 6 625.58 25.68 46.00 -20.32 27.78 25.05 3.80 30.95 -- -- Peak	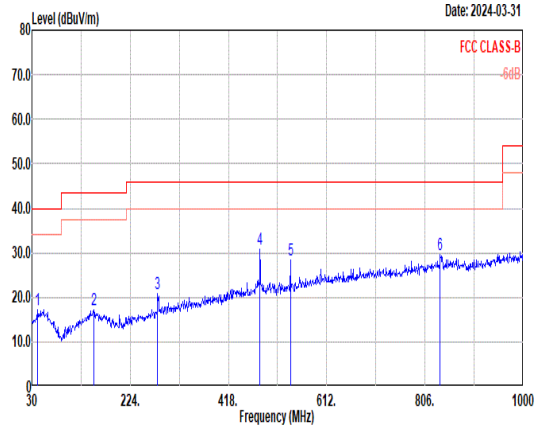 Freq Level Limit Line Margin Read Level Ant Factor Cable Loss Preamp Factor APos TPos Remark MHz dBuV/m dBuV/m dB dBuV dB/m dB dB cm deg 1 41.64 17.32 40.00 -22.68 29.06 18.12 1.34 31.20 -- -- Peak 2 152.22 17.13 43.50 -26.37 29.55 16.46 2.21 31.09 -- -- Peak 3 278.32 20.70 46.00 -25.30 29.73 19.24 2.63 30.90 -- -- Peak 4 480.08 30.94 46.00 -15.06 34.81 23.42 3.41 30.70 -- -- Peak 5 540.22 28.37 46.00 -17.63 30.98 24.75 3.58 30.94 -- -- Peak 6 836.07 29.58 46.00 -16.42 29.90 26.39 4.35 31.06 -- -- Peak

Mode	35	
	Band Edge	
	U-NII-1_5.15-5.25_802.11a_CH40_5200MHz	
ANT	SISO	
Pol.	Horizontal	Fundamental
Peak	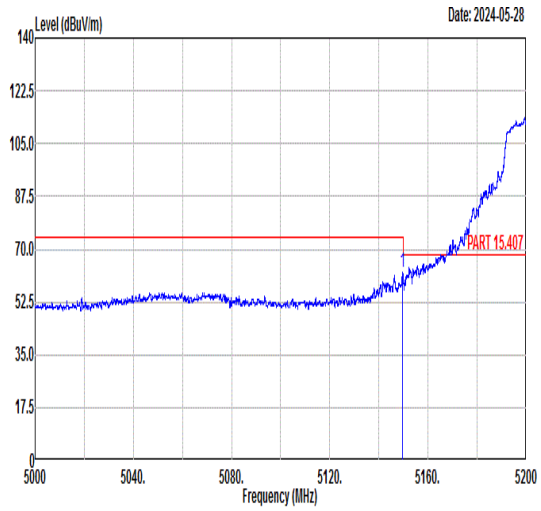 Freq Level Limit Line Margin Read Level Ant Factor Cable Loss Preamp Factor APos TPos Remark MHz dBuV/m dBuV/m dB dBuV dB/m dB dB cm deg 1 5149.50 62.53 74.00 -11.47 48.35 34.87 11.09 31.78 202 61 PEAK	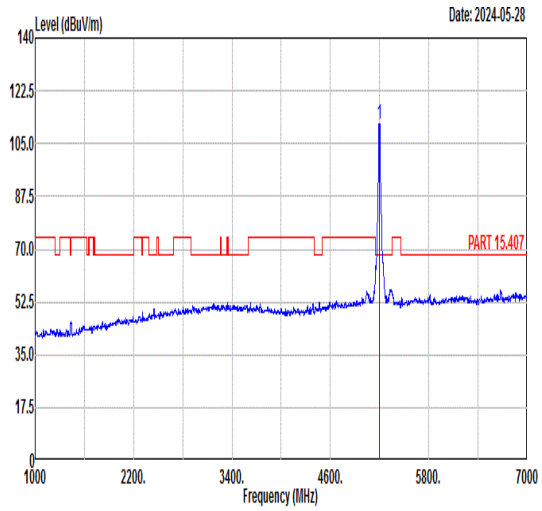 Freq Level Limit Line Margin Read Level Ant Factor Cable Loss Preamp Factor APos TPos Remark MHz dBuV/m dBuV/m dB dBuV dB/m dB dB cm deg 1 5200.00 111.70 ------ ------ 97.62 34.86 11.06 31.84 202 61 PEAK
Avg	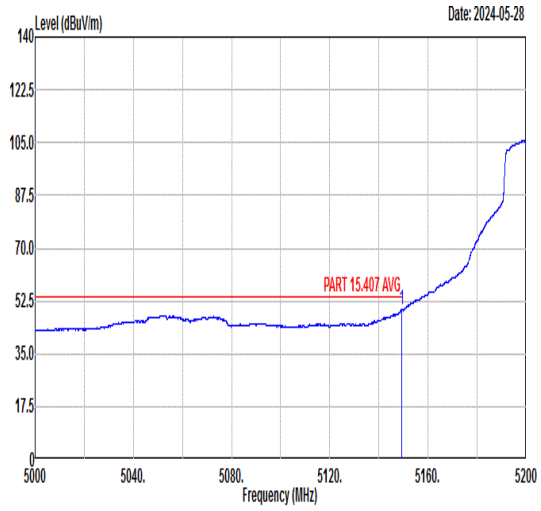 Freq Level Limit Line Margin Read Level Ant Factor Cable Loss Preamp Factor APos TPos Remark MHz dBuV/m dBuV/m dB dBuV dB/m dB dB cm deg 1 5149.30 49.73 54.00 -4.27 35.55 34.87 11.09 31.78 202 61 AVERAGE	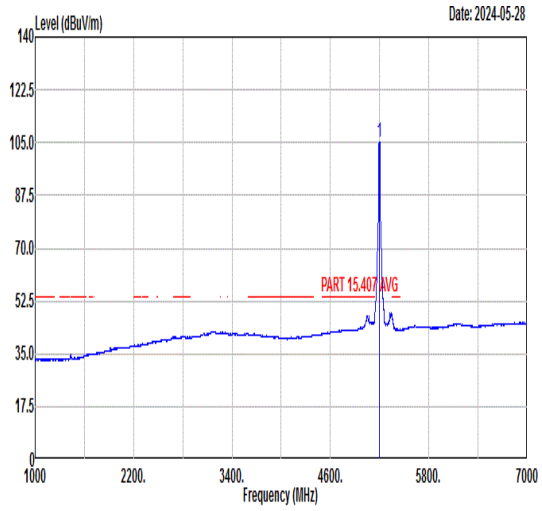 Freq Level Limit Line Margin Read Level Ant Factor Cable Loss Preamp Factor APos TPos Remark MHz dBuV/m dBuV/m dB dBuV dB/m dB dB cm deg 1 5200.00 105.08 ------ ------ 91.00 34.86 11.06 31.84 202 61 AVERAGE

Mode	35	
	Band Edge	
	U-NII-1_5.15-5.25_802.11a_CH40_5200MHz	
ANT	SISO	
Pol.	Vertical	Fundamental
Peak	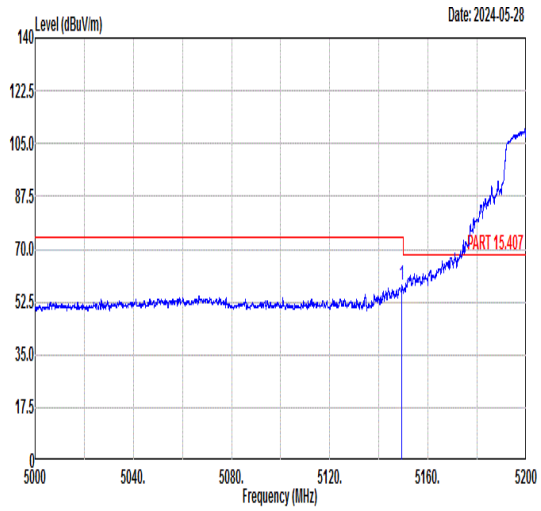 Freq Level Limit Line Margin Read Level Ant Factor Cable Loss Preamp Factor APos TPos Remark MHz dBuV/m dBuV/m dB dBuV dB/m dB dB cm deg 1 5149.30 58.08 74.00 -15.92 43.90 34.87 11.09 31.78 223 174 PEAK	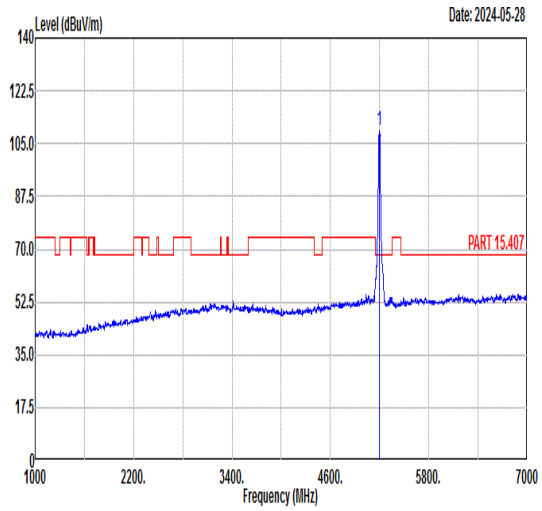 Freq Level Limit Line Margin Read Level Ant Factor Cable Loss Preamp Factor APos TPos Remark MHz dBuV/m dBuV/m dB dBuV dB/m dB dB cm deg 1 5200.00 109.21 ------ ------ 95.13 34.86 11.06 31.84 223 174 PEAK
Avg	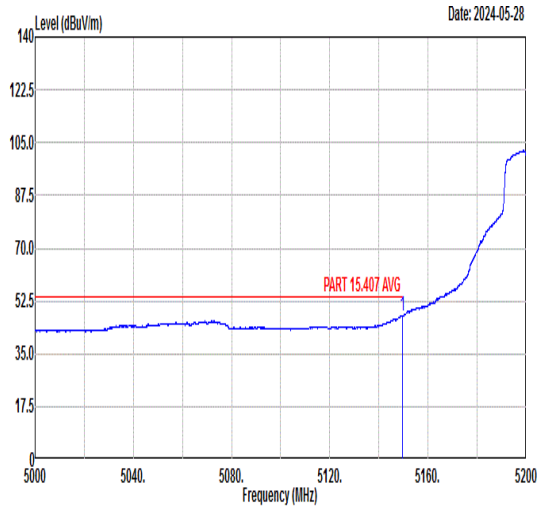 Freq Level Limit Line Margin Read Level Ant Factor Cable Loss Preamp Factor APos TPos Remark MHz dBuV/m dBuV/m dB dBuV dB/m dB dB cm deg 1 5149.50 47.79 54.00 -6.21 33.61 34.87 11.09 31.78 223 174 AVERAGE	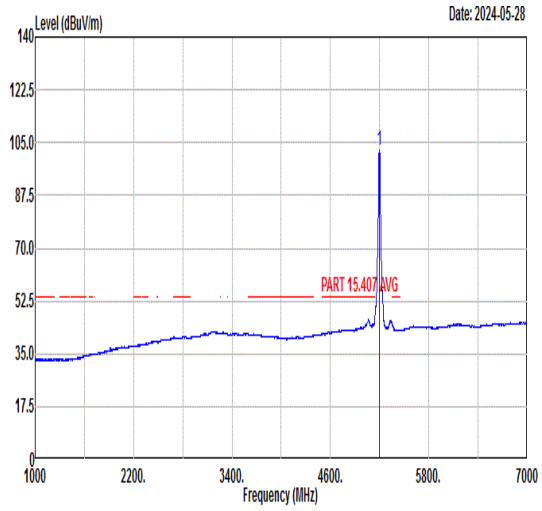 Freq Level Limit Line Margin Read Level Ant Factor Cable Loss Preamp Factor APos TPos Remark MHz dBuV/m dBuV/m dB dBuV dB/m dB dB cm deg 1 5200.00 102.26 ------ ------ 88.18 34.86 11.06 31.84 223 174 AVERAGE

Mode	36	
	Band Edge	
	U-NII-1_5.15-5.25_802.11a_CH136_5680MHz	
ANT	SISO	
Pol.	Horizontal	Fundamental
Peak	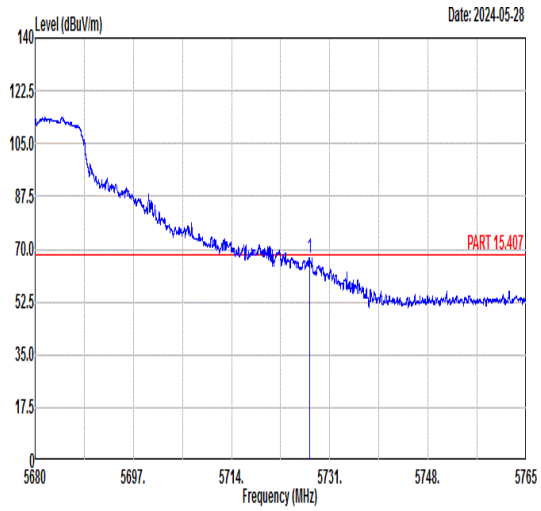 Freq Level Limit Line Margin Read Level Ant Factor Cable Loss Preamp Factor APos TPos Remark MHz dBuV/m dBuV/m dB dBuV dB/m dB dB cm deg 1 5727.48 67.24 68.30 -1.06 52.86 35.12 11.65 32.39 202 69 PEAK	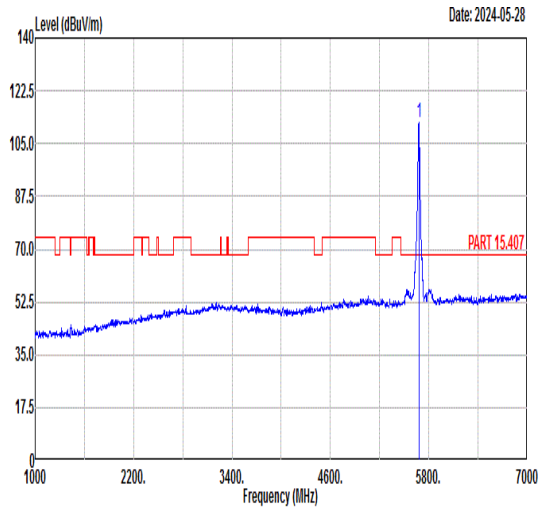 Freq Level Limit Line Margin Read Level Ant Factor Cable Loss Preamp Factor APos TPos Remark MHz dBuV/m dBuV/m dB dBuV dB/m dB dB cm deg 1 5680.00 111.74 ------ ------ 97.36 35.05 11.68 32.35 202 69 PEAK
Avg	Blank	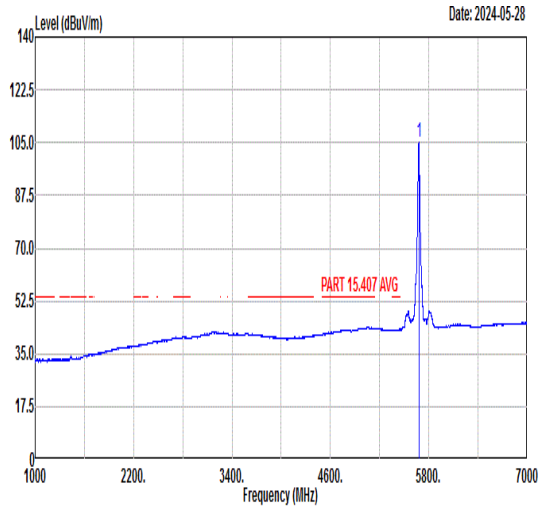 Freq Level Limit Line Margin Read Level Ant Factor Cable Loss Preamp Factor APos TPos Remark MHz dBuV/m dBuV/m dB dBuV dB/m dB dB cm deg 1 5680.00 104.90 ------ ------ 90.52 35.05 11.68 32.35 202 69 AVERAGE

Mode	36	
	Band Edge	
	U-NII-1_5.15-5.25_802.11a_CH136_5680MHz	
ANT	SISO	
Pol.	Vertical	Fundamental
Peak	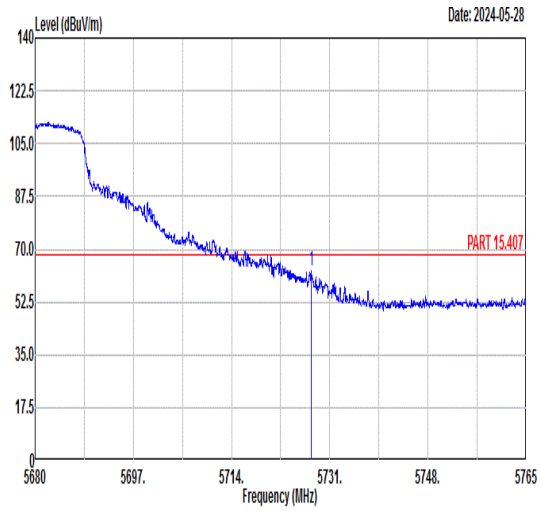 Freq Level Limit Line Margin Read Level Ant Factor Cable Loss Preamp Factor APos TPos Remark MHz dBuV/m dBuV/m dB dBuV dB/m dB dB cm deg 1 5727.82 62.63 68.30 -5.67 48.25 35.12 11.65 32.39 215 175 PEAK	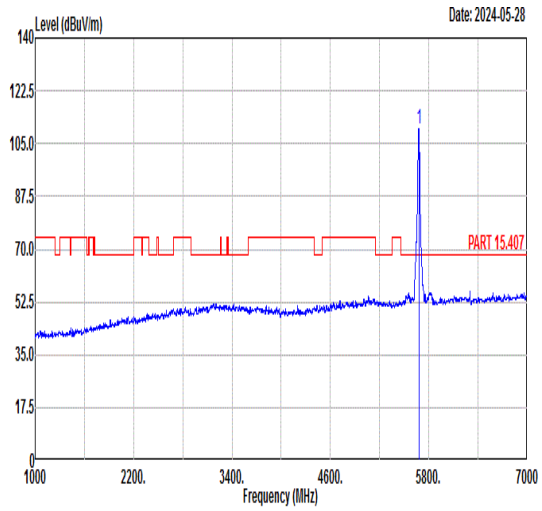 Freq Level Limit Line Margin Read Level Ant Factor Cable Loss Preamp Factor APos TPos Remark MHz dBuV/m dBuV/m dB dBuV dB/m dB dB cm deg 1 5680.00 109.85 ------ ------ 95.47 35.05 11.68 32.35 215 175 PEAK
Avg	Blank	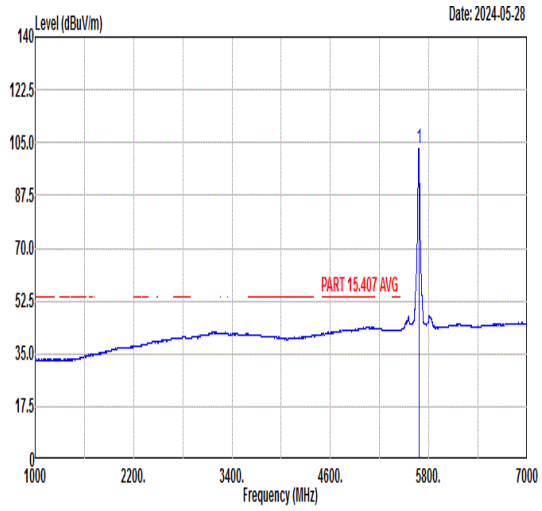 Freq Level Limit Line Margin Read Level Ant Factor Cable Loss Preamp Factor APos TPos Remark MHz dBuV/m dBuV/m dB dBuV dB/m dB dB cm deg 1 5680.00 102.96 ------ ------ 88.58 35.05 11.68 32.35 215 175 AVERAGE

Mode	37	
	Band Edge	
	U-NII-1_5.15-5.25_802.11n HT20_CH40_5200MHz	
ANT	SISO	
Pol.	Horizontal	Fundamental
Peak	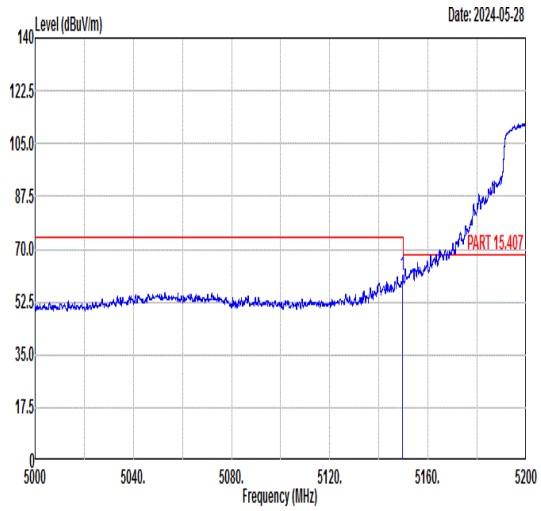 Freq Level Limit Line Margin Read Level Ant Factor Cable Loss Preamp Factor APos TPos Remark MHz dBuV/m dBuV/m dB dBuV dB/m dB dB cm deg 1 5149.72 61.39 74.00 -12.61 47.21 34.87 11.09 31.78 201 60 PEAK	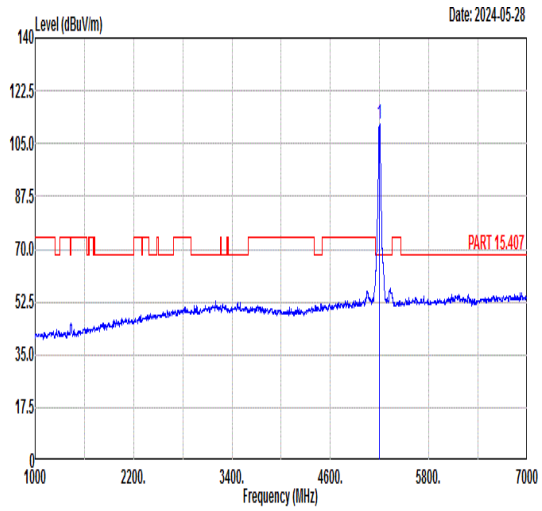 Freq Level Limit Line Margin Read Level Ant Factor Cable Loss Preamp Factor APos TPos Remark MHz dBuV/m dBuV/m dB dBuV dB/m dB dB cm deg 1 5200.00 111.28 ------ ------ 97.22 34.86 11.05 31.85 201 60 PEAK
Avg	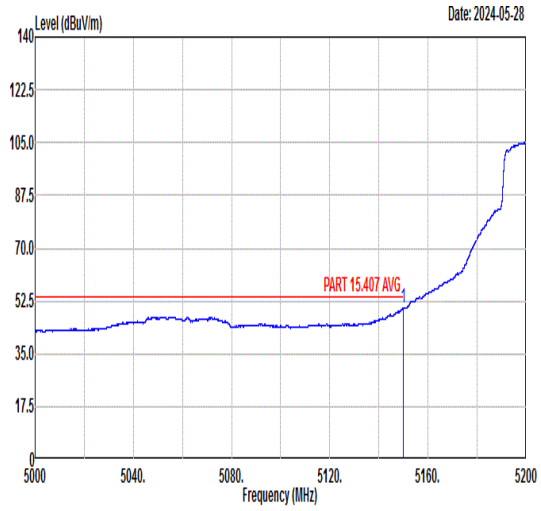 Freq Level Limit Line Margin Read Level Ant Factor Cable Loss Preamp Factor APos TPos Remark MHz dBuV/m dBuV/m dB dBuV dB/m dB dB cm deg 1 5150.00 50.43 54.00 -3.57 36.26 34.87 11.08 31.78 201 60 AVERAGE	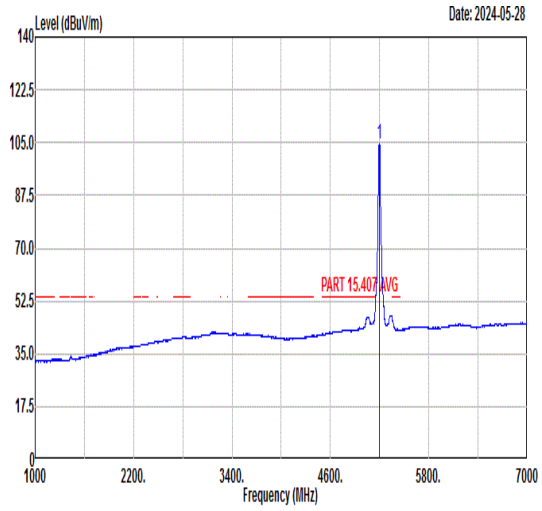 Freq Level Limit Line Margin Read Level Ant Factor Cable Loss Preamp Factor APos TPos Remark MHz dBuV/m dBuV/m dB dBuV dB/m dB dB cm deg 1 5200.00 104.75 ------ ------ 90.67 34.86 11.06 31.84 201 60 AVERAGE

Mode	37	
	Band Edge	
	U-NII-1_5.15-5.25_802.11n HT20_CH40_5200MHz	
ANT	SISO	
Pol.	Vertical	Fundamental
Peak	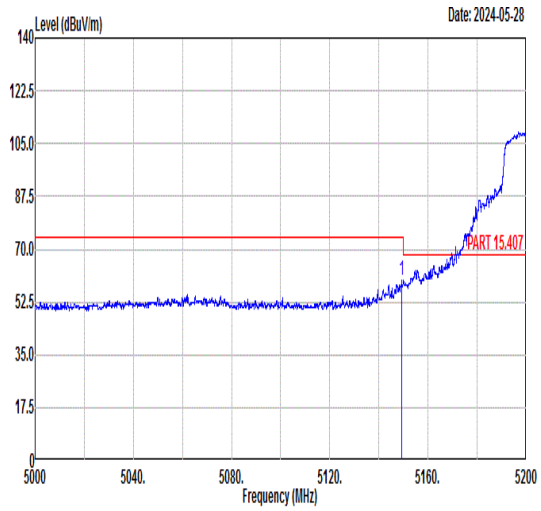 Freq Level Limit Line Margin Read Level Ant Factor Cable Loss Preamp Factor APos TPos Remark MHz dBuV/m dBuV/m dB dBuV dB/m dB dB cm deg 1 5149.30 59.80 74.00 -14.20 45.62 34.87 11.09 31.78 222 174 PEAK	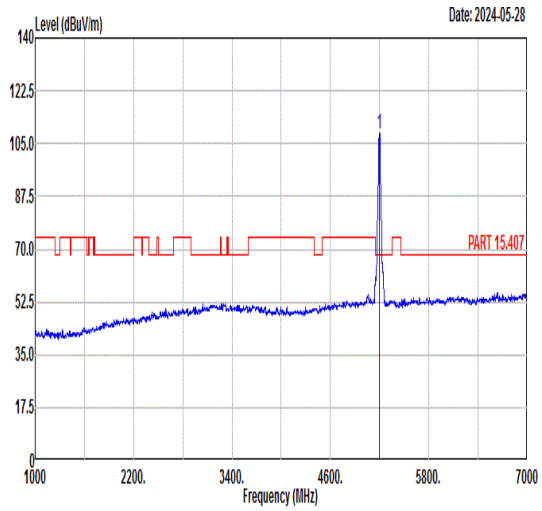 Freq Level Limit Line Margin Read Level Ant Factor Cable Loss Preamp Factor APos TPos Remark MHz dBuV/m dBuV/m dB dBuV dB/m dB dB cm deg 1 5200.00 108.14 ------ ------ 94.06 34.86 11.06 31.84 222 174 PEAK
Avg	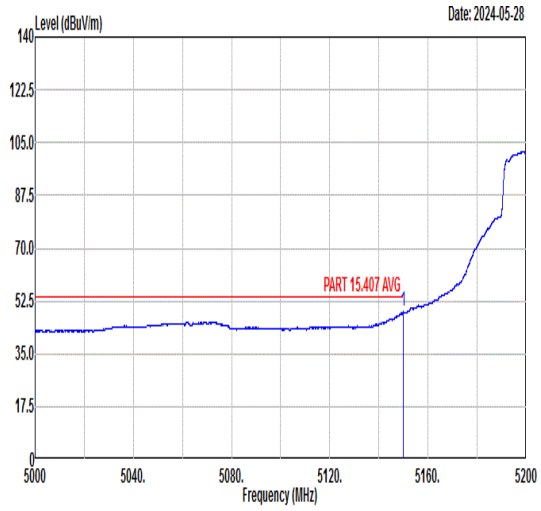 Freq Level Limit Line Margin Read Level Ant Factor Cable Loss Preamp Factor APos TPos Remark MHz dBuV/m dBuV/m dB dBuV dB/m dB dB cm deg 1 5149.92 49.18 54.00 -4.82 35.00 34.87 11.09 31.78 222 174 AVERAGE	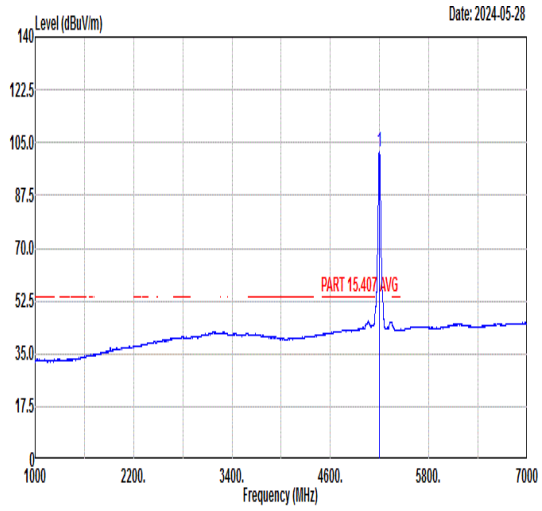 Freq Level Limit Line Margin Read Level Ant Factor Cable Loss Preamp Factor APos TPos Remark MHz dBuV/m dBuV/m dB dBuV dB/m dB dB cm deg 1 5200.00 102.04 ------ ------ 87.96 34.86 11.06 31.84 222 174 AVERAGE

Mode	38	
	Band Edge	
	U-NII-2C_5.47-5.725_802.11n HT20_CH136_5680MHz	
ANT	SISO	
Pol.	Horizontal	Fundamental
Peak	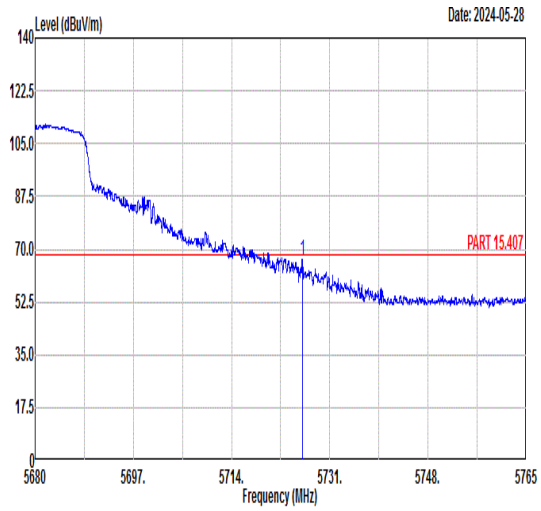 Freq Level Limit Line Margin Read Level Ant Factor Cable Loss Preamp Factor APos TPos Remark MHz dBuV/m dBuV/m dB dBuV dB/m dB dB cm deg 1 5726.28 66.54 68.30 -1.76 52.16 35.12 11.65 32.39 301 64 PEAK	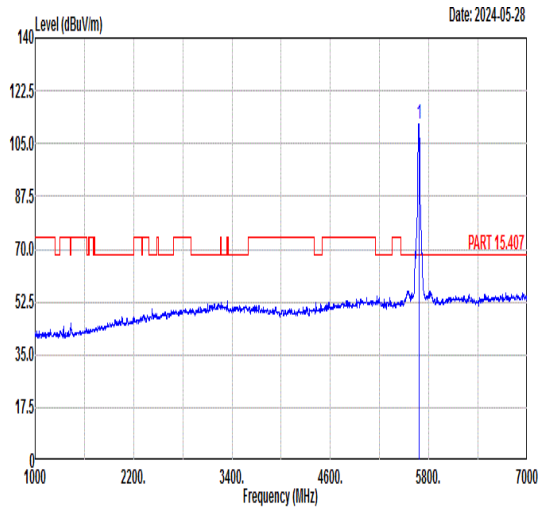 Freq Level Limit Line Margin Read Level Ant Factor Cable Loss Preamp Factor APos TPos Remark MHz dBuV/m dBuV/m dB dBuV dB/m dB dB cm deg 1 5680.00 111.42 ------ ------ 97.04 35.05 11.68 32.35 301 64 PEAK
Avg	Blank	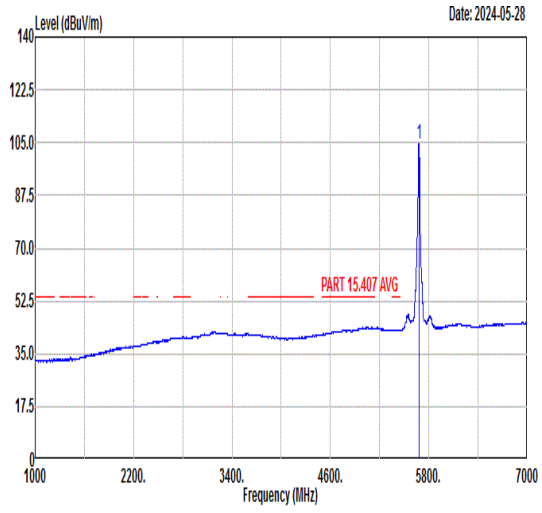 Freq Level Limit Line Margin Read Level Ant Factor Cable Loss Preamp Factor APos TPos Remark MHz dBuV/m dBuV/m dB dBuV dB/m dB dB cm deg 1 5680.00 104.84 ------ ------ 90.46 35.05 11.68 32.35 301 64 AVERAGE

Mode	38	
	Band Edge	
	U-NII-2C_5.47-5.725_802.11n HT20_CH136_5680MHz	
ANT	SISO	
Pol.	Vertical	Fundamental
Peak	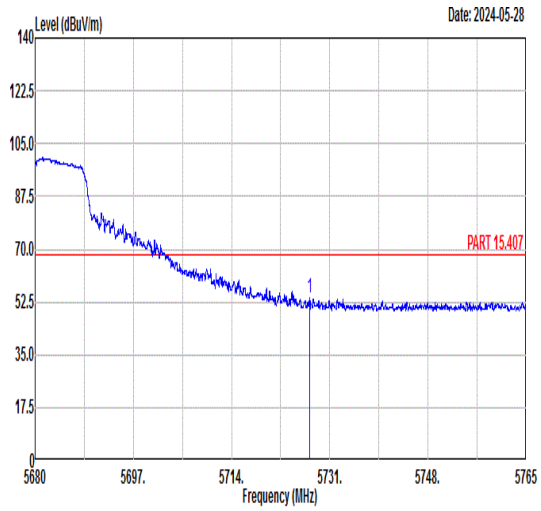 Freq Level Limit Line Margin Read Level Ant Factor Cable Loss Preamp Factor APos TPos Remark MHz dBuV/m dBuV/m dB dBuV dB/m dB dB cm deg 1 5727.55 53.76 68.30 -14.54 39.38 35.12 11.65 32.39 236 183 PEAK	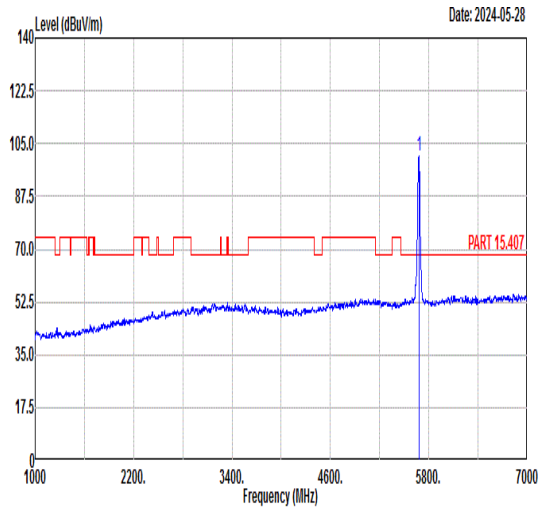 Freq Level Limit Line Margin Read Level Ant Factor Cable Loss Preamp Factor APos TPos Remark MHz dBuV/m dBuV/m dB dBuV dB/m dB dB cm deg 1 5680.00 100.69 ------ ------ 86.31 35.06 11.67 32.35 236 183 PEAK
Avg	Blank	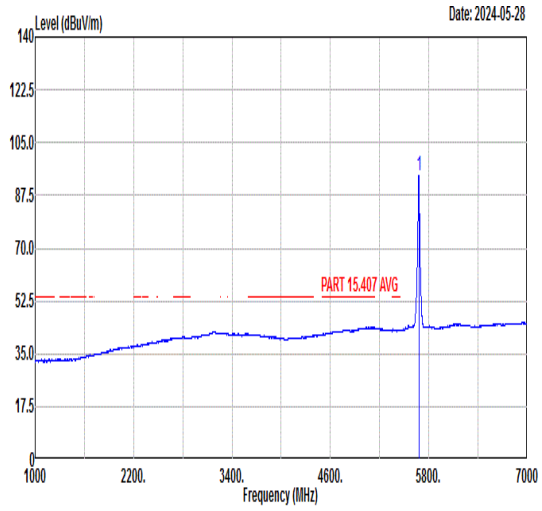 Freq Level Limit Line Margin Read Level Ant Factor Cable Loss Preamp Factor APos TPos Remark MHz dBuV/m dBuV/m dB dBuV dB/m dB dB cm deg 1 5680.00 94.13 ------ ------ 79.75 35.05 11.68 32.35 236 183 AVERAGE

Mode	39	
	Band Edge - L	
	U-NII-2C_5.47-5.725_802.11n HT40_CH110_5550MHz	
ANT	SISO	
Pol.	Horizontal	Fundamental
Peak	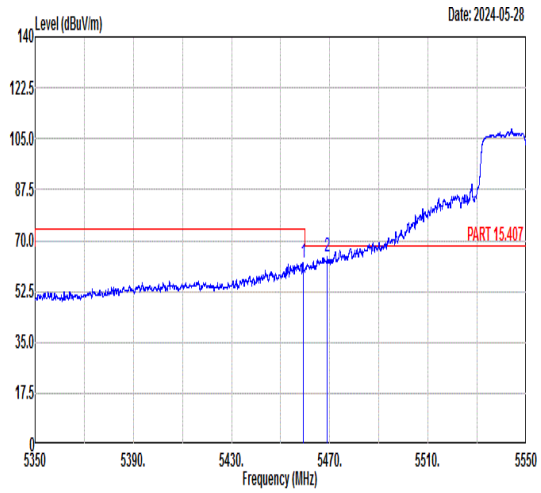 Freq Level Limit Line Margin Read Level Ant Factor Cable Loss Preamp Factor APos TPos Remark MHz dBuV/m dBuV/m dB dBuV dB/m dB dB cm deg 1 5459.10 62.49 74.00 -11.51 48.72 34.81 11.12 32.16 327 59 PEAK 2 5468.92 64.51 68.30 -3.79 50.72 34.81 11.16 32.18 327 59 PEAK	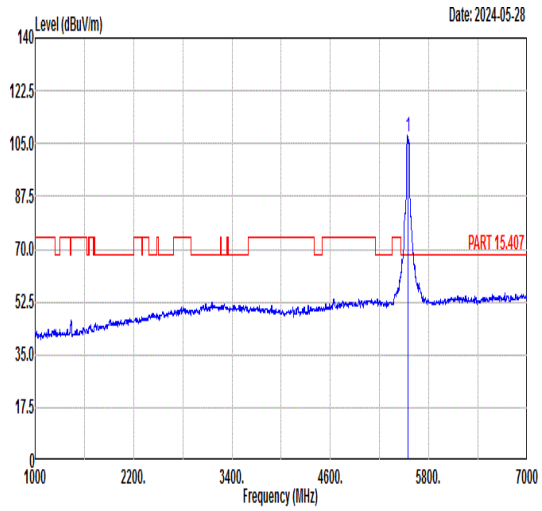 Freq Level Limit Line Margin Read Level Ant Factor Cable Loss Preamp Factor APos TPos Remark MHz dBuV/m dBuV/m dB dBuV dB/m dB dB cm deg 1 5550.00 107.48 ------ ------ 93.41 34.86 11.45 32.24 327 59 PEAK
Avg	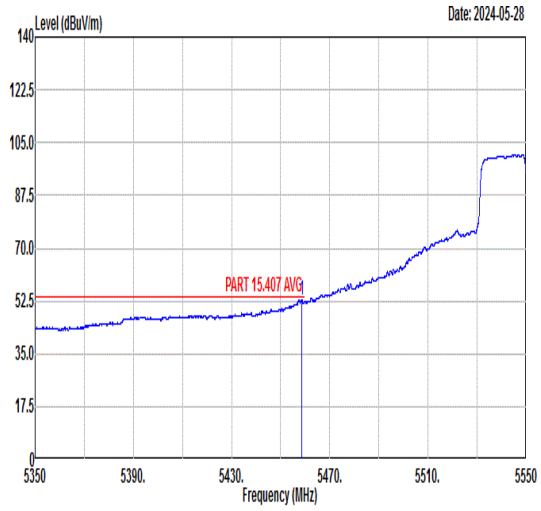 Freq Level Limit Line Margin Read Level Ant Factor Cable Loss Preamp Factor APos TPos Remark MHz dBuV/m dBuV/m dB dBuV dB/m dB dB cm deg 1 5458.72 53.09 54.00 -0.91 39.33 34.81 11.11 32.16 327 59 AVERAGE	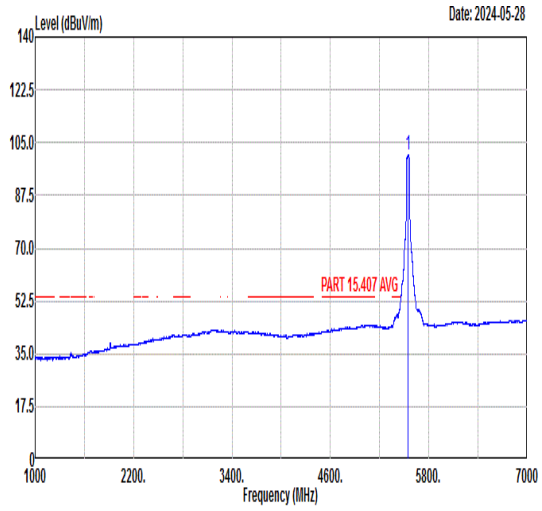 Freq Level Limit Line Margin Read Level Ant Factor Cable Loss Preamp Factor APos TPos Remark MHz dBuV/m dBuV/m dB dBuV dB/m dB dB cm deg 1 5550.00 100.84 ------ ------ 86.72 34.87 11.50 32.25 327 59 AVERAGE

Mode	39	
	Band Edge - R	
	U-NII-2C_5.47-5.725_802.11n HT40_CH110_5550MHz	
ANT	SISO	
Pol.	Horizontal	Fundamental
Peak	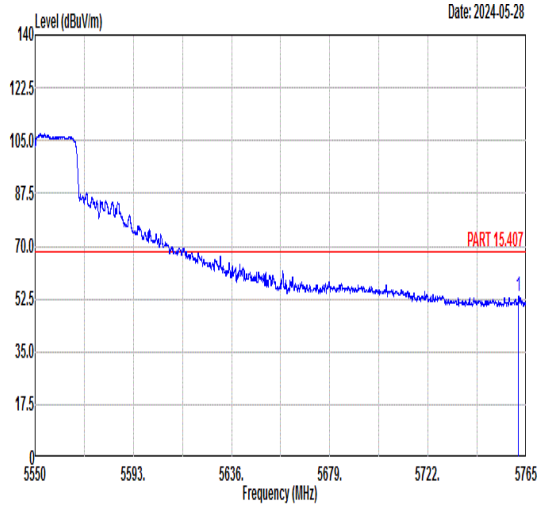 Freq Level Limit Line Margin Read Level Ant Factor Cable Loss Preamp Factor APos TPos Remark MHz dBuV/m dBuV/m dB dBuV dB/m dB dB cm deg 1 5761.69 53.43 68.30 -14.87 39.03 35.17 11.64 32.41 327 59 PEAK	Blank

Mode	39	
	Band Edge - L	
	U-NII-2C_5.47-5.725_802.11n HT40_CH110_5550MHz	
ANT	SISO	
Pol.	Vertical	Fundamental
Peak	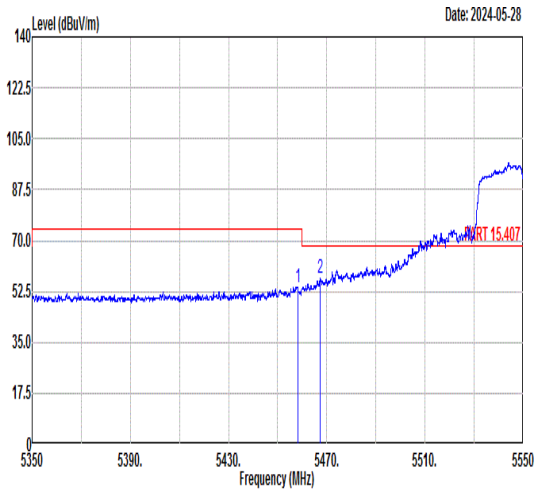 Freq Level Limit Line Margin Read Level Ant Factor Cable Loss Preamp Factor APos TPos Remark MHz dBuV/m dBuV/m dB dBuV dB/m dB dB cm deg 1 5458.10 54.13 74.00 -19.87 40.37 34.81 11.11 32.16 307 360 PEAK 2 5467.30 56.94 68.30 -11.36 43.15 34.81 11.15 32.17 307 360 PEAK	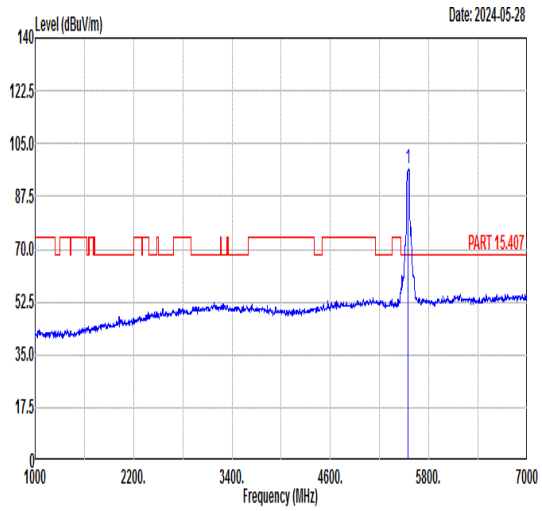 Freq Level Limit Line Margin Read Level Ant Factor Cable Loss Preamp Factor APos TPos Remark MHz dBuV/m dBuV/m dB dBuV dB/m dB dB cm deg 1 5550.00 96.42 ------ ------ 82.27 34.88 11.52 32.25 307 360 PEAK
Avg	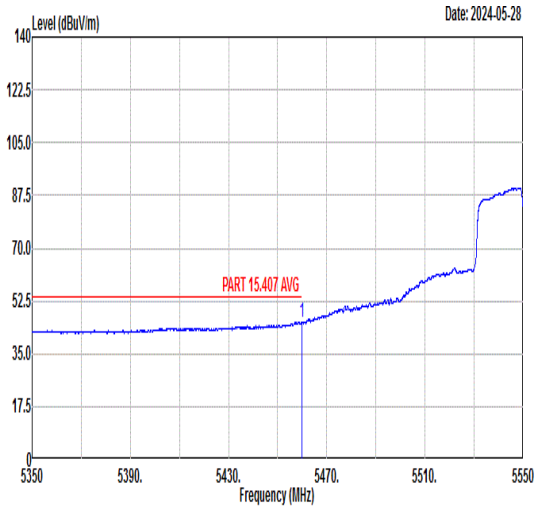 Freq Level Limit Line Margin Read Level Ant Factor Cable Loss Preamp Factor APos TPos Remark MHz dBuV/m dBuV/m dB dBuV dB/m dB dB cm deg 1 5459.72 45.48 54.00 -8.52 31.71 34.81 11.12 32.16 307 360 AVERAGE	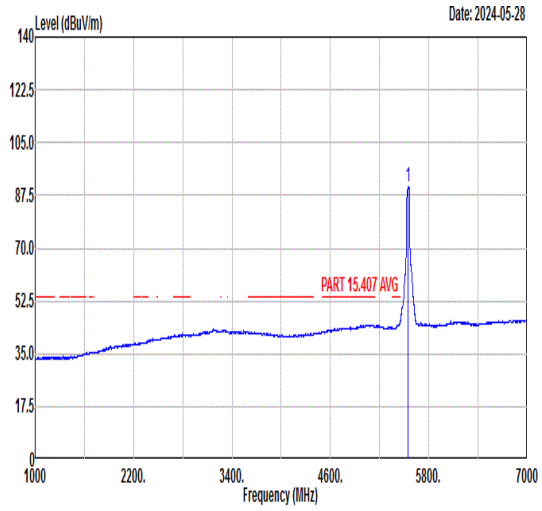 Freq Level Limit Line Margin Read Level Ant Factor Cable Loss Preamp Factor APos TPos Remark MHz dBuV/m dBuV/m dB dBuV dB/m dB dB cm deg 1 5550.00 90.36 ------ ------ 76.21 34.88 11.52 32.25 307 360 AVERAGE

Mode	39	
	Band Edge - R	
	U-NII-2C_5.47-5.725_802.11n HT40_CH110_5550MHz	
ANT	SISO	
Pol.	Vertical	Fundamental
Peak	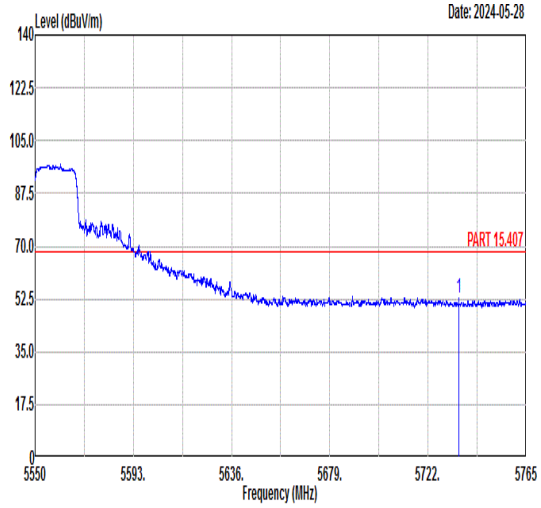 Freq Level Limit Line Margin Read Level Ant Factor Cable Loss Preamp Factor APos TPos Remark MHz dBuV/m dBuV/m dB dBuV dB/m dB dB cm deg 1 5735.46 53.04 68.30 -15.26 38.65 35.13 11.65 32.39 307 360 PEAK	Blank

Mode	40	
	Band Edge - L	
	U-NII-2C_5.47-5.725_802.11n HT40_CH126_5630MHz	
ANT	SISO	
Pol.	Horizontal	Fundamental
Peak	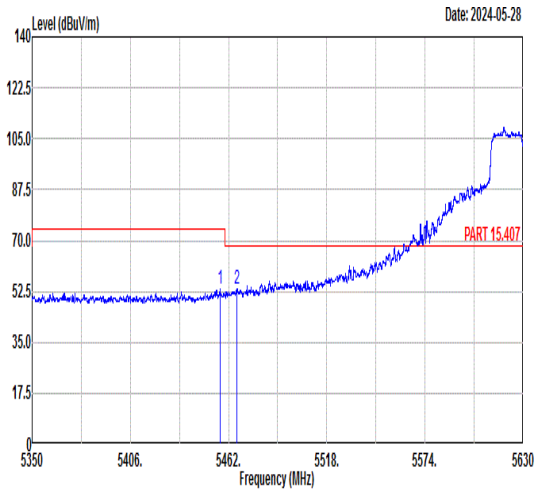 Freq Level Limit Line Margin Read Level Ant Factor Cable Loss Preamp Factor APos TPos Remark MHz dBuV/m dBuV/m dB dBuV dB/m dB dB cm deg 1 5457.10 53.25 74.00 -20.75 39.49 34.81 11.11 32.16 300 58 PEAK 2 5466.93 53.26 68.30 -15.04 39.47 34.81 11.15 32.17 300 58 PEAK	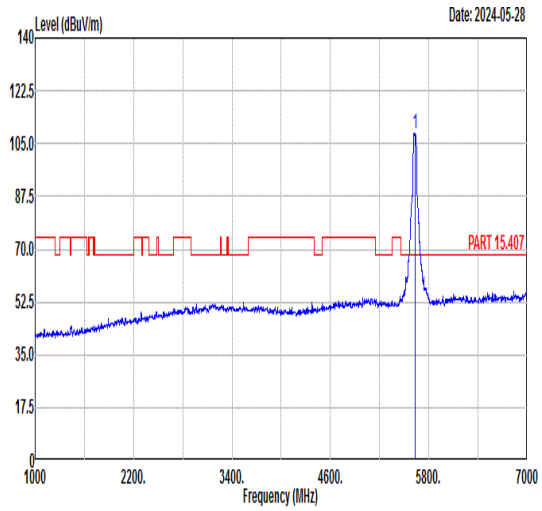 Freq Level Limit Line Margin Read Level Ant Factor Cable Loss Preamp Factor APos TPos Remark MHz dBuV/m dBuV/m dB dBuV dB/m dB dB cm deg 1 5630.00 108.42 ------ ------ 94.06 34.96 11.70 32.30 300 58 PEAK
Avg	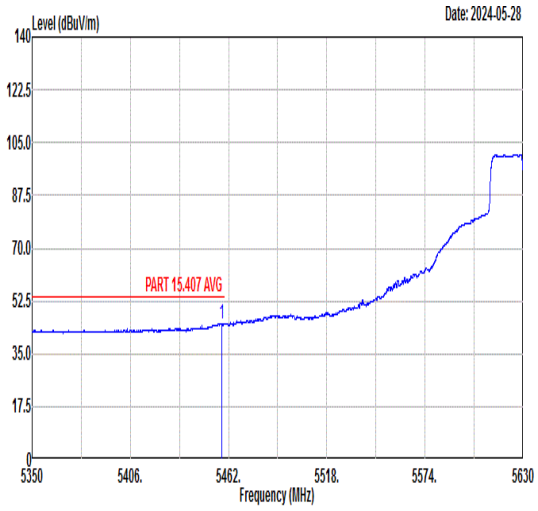 Freq Level Limit Line Margin Read Level Ant Factor Cable Loss Preamp Factor APos TPos Remark MHz dBuV/m dBuV/m dB dBuV dB/m dB dB cm deg 1 5457.97 45.08 54.00 -8.92 31.32 34.81 11.11 32.16 300 58 AVERAGE	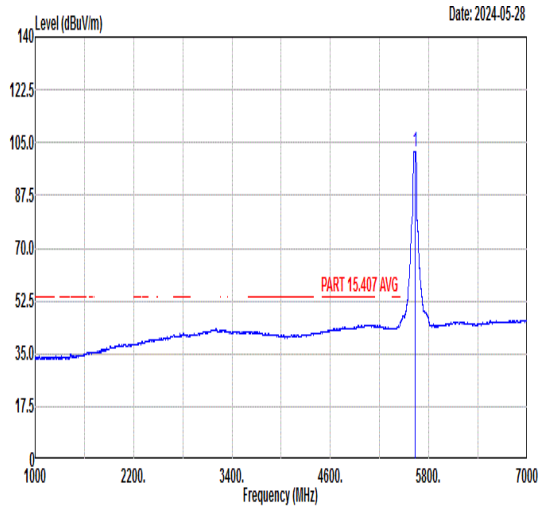 Freq Level Limit Line Margin Read Level Ant Factor Cable Loss Preamp Factor APos TPos Remark MHz dBuV/m dBuV/m dB dBuV dB/m dB dB cm deg 1 5630.00 102.01 ------ ------ 87.65 34.99 11.69 32.32 300 58 AVERAGE

Mode	40	
	Band Edge - R	
	U-NII-2C_5.47-5.725_802.11n HT40_CH126_5630MHz	
ANT	SISO	
Pol.	Horizontal	Fundamental
Peak	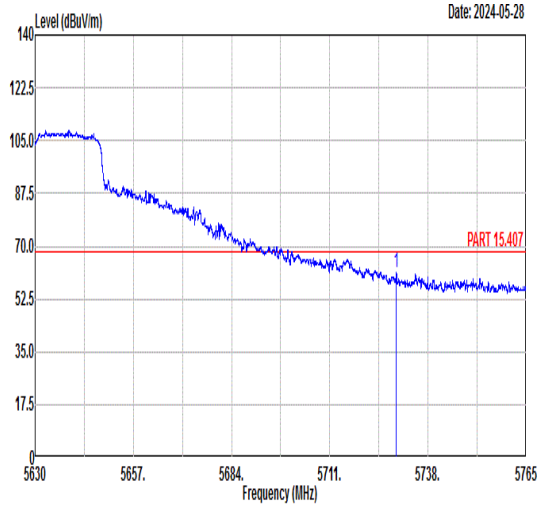 Freq Level Limit Line Margin Read Level Ant Factor Cable Loss Preamp Factor APos TPos Remark MHz dBuV/m dBuV/m dB dBuV dB/m dB dB cm deg 1 5729.31 61.21 68.30 -7.09 46.83 35.12 11.65 32.39 300 58 PEAK	Blank

Mode	40	
	Band Edge - L	
	U-NII-2C_5.47-5.725_802.11n HT40_CH126_5630MHz	
ANT	SISO	
Pol.	Vertical	Fundamental
Peak	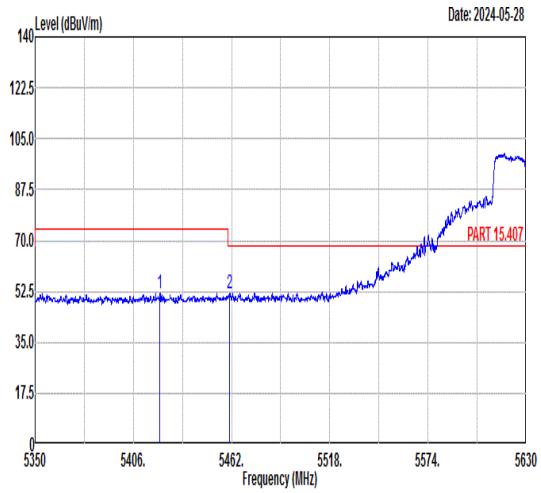 Freq Level Limit Line Margin Read Level Ant Factor Cable Loss Preamp Factor APos TPos Remark MHz dBuV/m dBuV/m dB dBuV dB/m dB dB cm deg 1 5421.01 51.97 74.00 -22.03 38.31 34.82 10.96 32.12 387 360 PEAK 2 5461.02 51.81 68.30 -16.49 38.05 34.81 11.12 32.17 387 360 PEAK	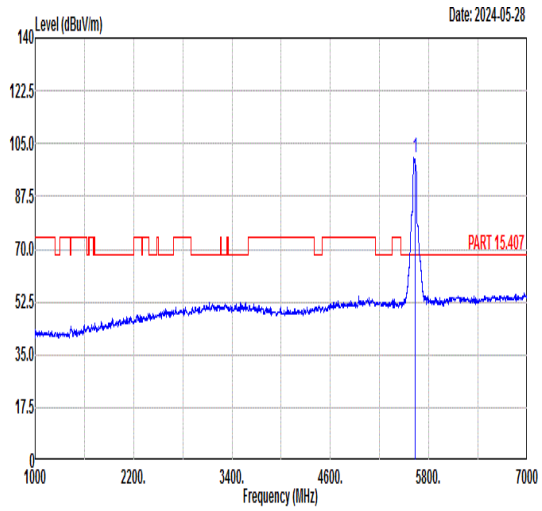 Freq Level Limit Line Margin Read Level Ant Factor Cable Loss Preamp Factor APos TPos Remark MHz dBuV/m dBuV/m dB dBuV dB/m dB dB cm deg 1 5630.00 100.51 ------ ------ 86.14 34.96 11.71 32.30 387 360 PEAK
Avg	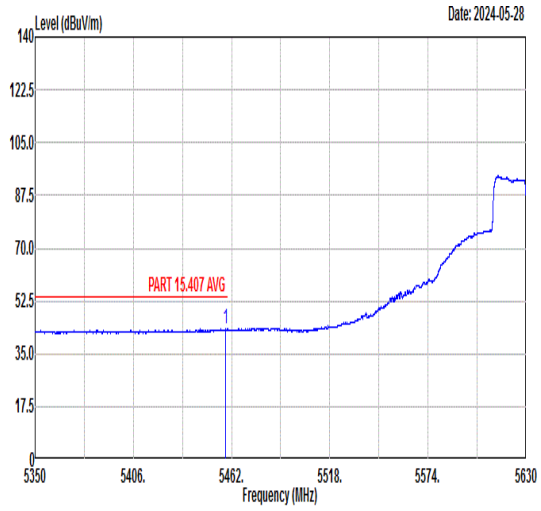 Freq Level Limit Line Margin Read Level Ant Factor Cable Loss Preamp Factor APos TPos Remark MHz dBuV/m dBuV/m dB dBuV dB/m dB dB cm deg 1 5458.50 43.30 54.00 -10.70 29.54 34.81 11.11 32.16 387 360 AVERAGE	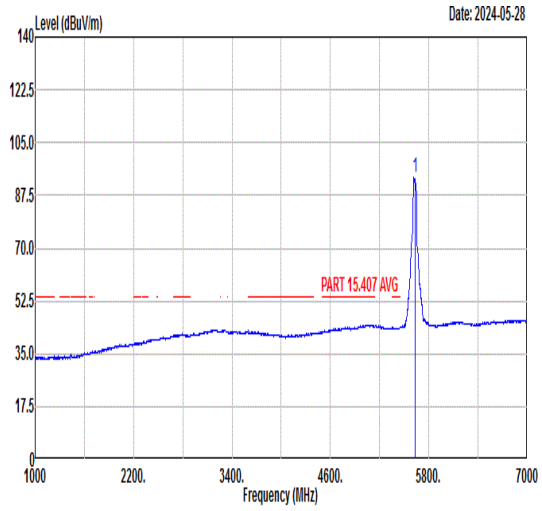 Freq Level Limit Line Margin Read Level Ant Factor Cable Loss Preamp Factor APos TPos Remark MHz dBuV/m dBuV/m dB dBuV dB/m dB dB cm deg 1 5630.00 93.40 ------ ------ 79.03 34.96 11.71 32.30 387 360 AVERAGE

Mode	40	
	Band Edge - R	
	U-NII-2C_5.47-5.725_802.11n HT40_CH126_5630MHz	
ANT	SISO	
Pol.	Vertical	Fundamental
Peak	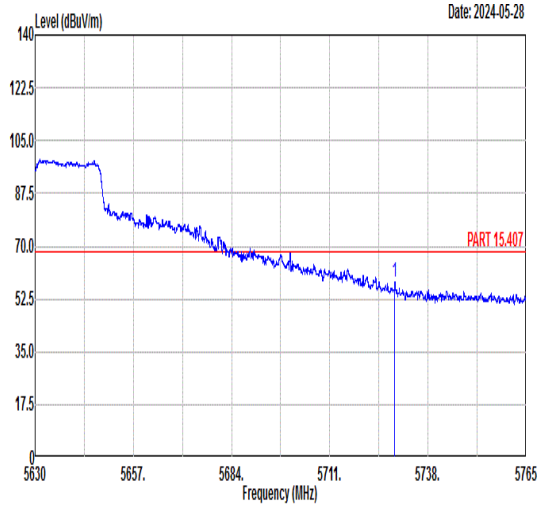 Freq Level Limit Line Margin Read Level Ant Factor Cable Loss Preamp Factor APos TPos Remark MHz dBuV/m dBuV/m dB dBuV dB/m dB dB cm deg 1 5728.90 58.13 68.30 -10.17 43.75 35.12 11.65 32.39 387 360 PEAK	Blank

Appendix D. Duty Cycle Plots

Band	Duty Cycle(%)	T(ms)	1/T(kHz)	VBW Setting
802.11a	20.11	1.89	0.529	1KHz
802.11n HT20	20.32	1.77	0.565	1KHz
802.11n HT40	24.61	0.86	1.163	3KHz

802.11a

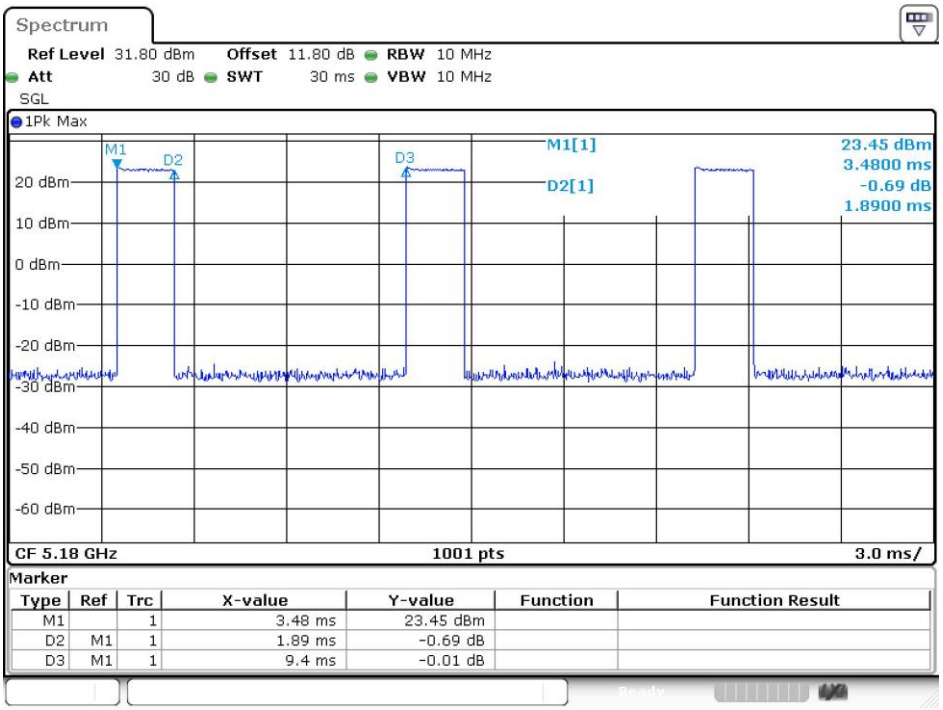

Date: 20.MAR.2024 16:05:36

802.11n HT20

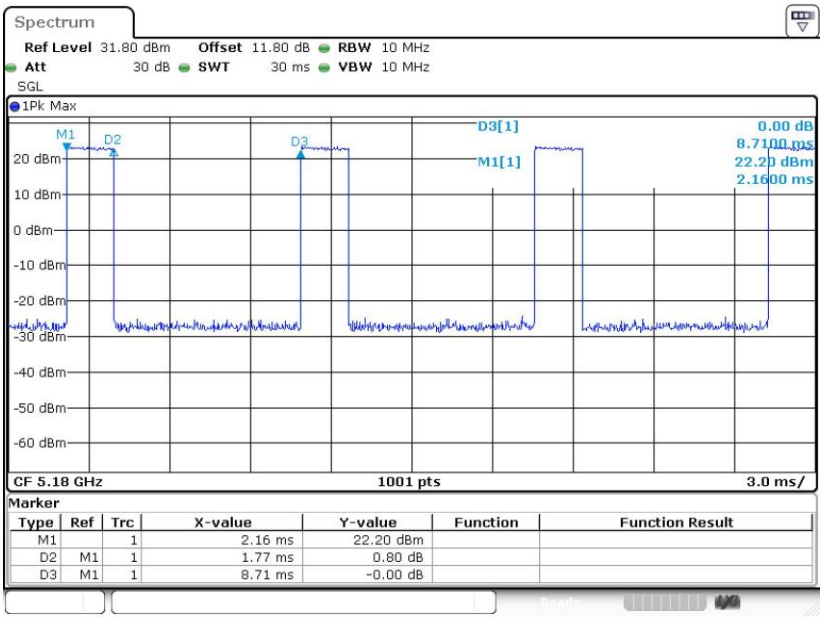

Date: 20.MAR.2024 16:19:54

802.11n HT40

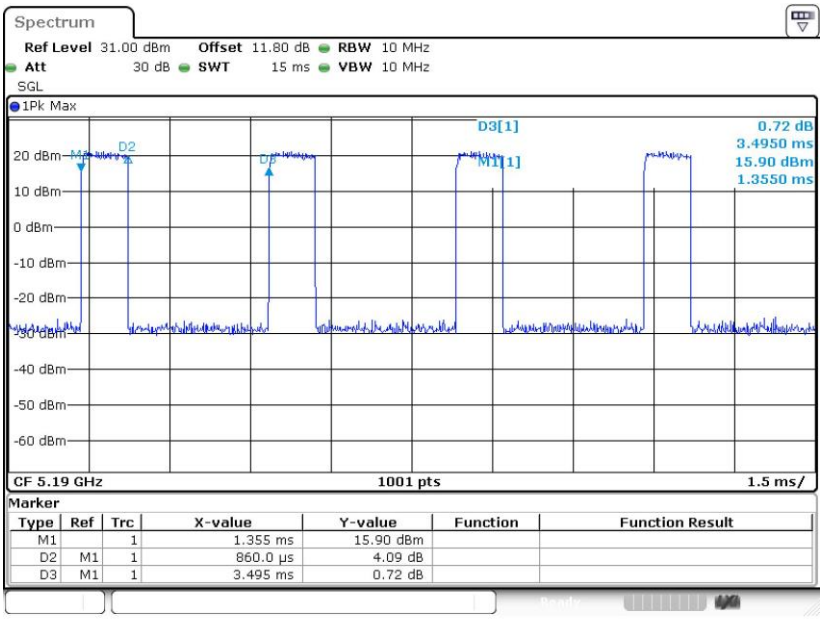

Date: 20.MAR.2024 16:32:26