

ICOM

INSTRUCTIONS ①

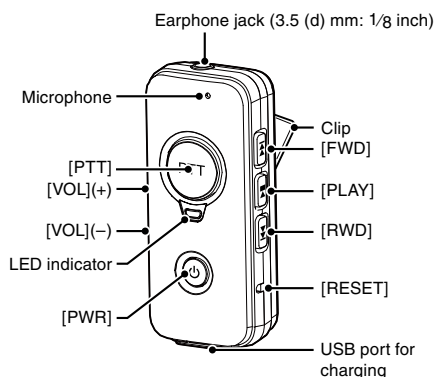
Bluetooth® HEADSET

VS-3

Name and the Passkey

- Name: ICOM-BT002
 - Passkey: 0000 (four zeros)
- The name is displayed on the pairing list of other Bluetooth® devices when a Device Search is made.

Panel description

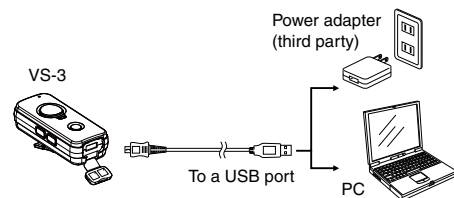


Before using the headset

Fully charge the headset before using, and when the LED blinks every 3 seconds.

How to charge the VS-3

- ① Make sure the headset power is OFF.
 - If it's ON, hold down [PWR] for 3 seconds.
 - ② Open the USB port cover, and then connect the VS-3 to a USB power adapter, or a PC, with the supplied USB cable.
- The charging temperature range: 0°C to +45°C (32°F to +113°F)
 - While charging, the LED lights red.
 - When the charge is completed, the LED turns OFF.



Thank you for purchasing the VS-3 Bluetooth® HEADSET.

This headset is compatible with Bluetooth® operation, and includes a [PTT] switch.

Please read these instructions carefully and completely before using.

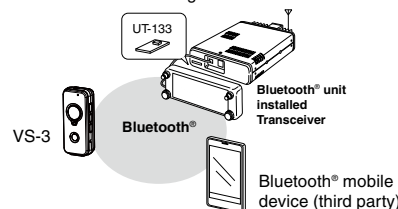
Supplied accessories

- Earphone (SP-36)+Earpad
- USB cable for charging (OPC-2326)
- Instruction sheets ① (this sheet) and ②

Features

The VS-3 Bluetooth® HEADSET enables you to hands-free operation with a Bluetooth® unit installed transceiver or an Android® device (third party).

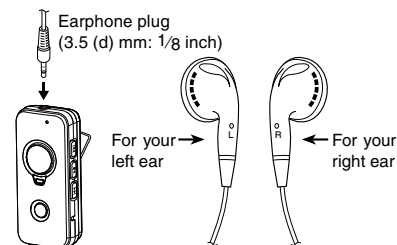
Bluetooth® connection image:



Charging cautions

The charging time is approximately 3 hours. If the LED does not turn OFF after 3 hours of charging, disconnect the USB cable to stop charging. Overcharge may degrade the battery performance or shorten battery life. Also, it may cause a fire or explosion. While charging, you cannot use the headset.

Connecting the earphone plug



Using the earphones for a long time may cause your ears to ache. We recommend that you sometimes remove it while using.

Explicit definitions

WORD	DEFINITION
⚠ DANGER!	Personal death, serious injury or an explosion may occur.
⚠ WARNING!	Personal injury, fire hazard or electric shock may occur.
CAUTION	Equipment damage may occur.
NOTE	Recommended for optimum use. No risk of personal injury, fire or electric shock.

Precautions

⚠ **DANGER! NEVER** operate the headset while driving a vehicle, except for a hands-free operation. Safe driving requires your full attention—anything less may result in an accident.

⚠ **DANGER! NEVER** use the headset in an explosive atmosphere. This may pose a fire hazard or explosion.

⚠ **DANGER! NEVER** incinerate the headset since the lithium polymer battery gas may cause it to rupture, or may cause an explosion.

⚠ **DANGER! NEVER** put the headset in a microwave oven or high-pressure cooker, or put on a electromagnetic cooker. This may pose a fire hazard or explosion.

⚠ **DANGER! NEVER** use or leave the headset in areas with temperatures below −20°C (−4°F) or above +60°C (+140°F). Extreme temperatures may damage the headset, shorten the internal battery life, cause fluid to leak from the battery, or cause the battery to rupture or catch fire.

⚠ **WARNING! NEVER** use a non specified USB cable. This may pose a fire hazard or result in an electric shock.

⚠ **WARNING! NEVER** make any changes or modifications to the headset. This may pose a fire hazard or result in an electric shock.

⚠ **WARNING! NEVER** drop, impact or vibrate the headset.

⚠ **WARNING! NEVER** touch the headset with wet hands to prevent electric shock.

⚠ **WARNING! NEVER** let metal, wire or other objects touch any internal part of the headset. This may result in an electric shock or this could cause a fire or damage the headset.

⚠ **WARNING! NEVER** keep charging the battery since overcharge may cause overheating or battery may rupture.

CAUTION: NEVER use the headset nearby medical equipment. Radio waves the headset may cause the interference.

CAUTION: NEVER bend or slew around forcedly, hitch, heat or remodel the USB cables and earphones. This may result in an electric shock or this could cause a fire or damage the headset.

CAUTION: NEVER hitch the cable when detaching the cable from the headset.

CAUTION: NEVER use the headset if the USB port or earphone jack is broken. Contact your Icom dealer or distributor for advice.

CAUTION: Immediately stop the headset operation if it emits an abnormal odor, sound or smoke. Contact your Icom dealer or distributor for advice.

DO NOT place the headset in excessively dusty environments or in direct sunlight.

DO NOT use harsh solvents such as benzene or alcohol to clean this device, as they will damage the device's surfaces. If the device becomes dusty or dirty, wipe it clean with a soft, dry cloth.

DO NOT charge the headset outside of the specified temperature range, 0°C to +45°C (32°F to +113°F).

If the headset must be left unused for a long time, it must be kept safely in a cool dry place with the temperature range as below:

−20°C to +60°C: −4°F to +140°F (within a month)
−20°C to +45°C: −4°F to +113°F (within three months)
−20°C to +25°C: −4°F to +77°F (within a year)

After not using the headset for a long time, the internal battery may be completely exhausted. In that case, you may not be able to charge it again.

Place the headset in a secure place to avoid inadvertent use by children.

The Bluetooth® communication range may vary, depending on the environment in which the device operates. Microwave ovens or wireless LAN may cause interference. In that case, stop using those devices or move away from them. This Bluetooth® device has a range of use. If the communication is unstable, use the device within the range.

Icom, Icom Inc. and the Icom logo are registered trademarks of Icom Incorporated (Japan) in Japan, the United States, the United Kingdom, Germany, France, Spain, Russia and/or other countries. The Bluetooth® work mark and logos are registered trademarks owned by Bluetooth SIG, Inc. and any use of such marks by Icom inc. is under license. All other products or brands are registered trademarks or trademarks of their respective holders.

Specification

- Bluetooth® Version: Bluetooth® Version 3.0
- Transmission Output: Class 1
- Supported profiles: HFP, HSP, A2DP, AVRCP
- The maximum number of paired Bluetooth® devices: 7 devices*
*You can pair with up to 7 headsets and data devices. The 7 paired devices cannot be all headsets or all data devices.
- Dimensions: 28.2(W)×65.1(H)×17.8(D) mm
(1.11(W)×2.56(H)×0.7(D) inch)
(Projections are not included)
- Operating temperature range: -20°C to +60°C (-4°F to +140°F)
- Charging temperature range: 0°C to 45°C (+32°F to +113°F)
- Weight: 30 g (1.1 oz) (approximately)

The specifications are subject to change without notice or obligations.

About the internal battery

- The lithium polymer battery inside VS-3 is a consumable battery. The gradual deterioration of the charging ability is not a failure, but a property of a polymer battery. The battery may recover by fully discharging, and then recharging, several times before using the unit again.
- The operating time could be shorter at low temperatures.
- The lithium polymer battery is recyclable.

Radio operator warnings

- Do not use the headset near medical equipment or a person who has a pacemaker. Radio waves from the headset may cause interference, or endanger their life.
- Do not use the headset near microwave ovens. Interference may occur.
- Do not make any changes or modifications to the headset.

Electromagnetic Interference

When you use a Bluetooth® device, pay attention to following:
Bluetooth® devices operate on the 2.4 GHz band. The 2.4 GHz band is also used by other devices, such as Wireless LAN products, microwave ovens, RFID systems, amateur radio stations, and so on.
When using the headset and turned ON near such devices, interference may occur, causing a decrease in communication speed, and an unstable connection. In such cases, use the headset away from the other devices, or stop using those devices.

Note for disconnecting

When you disconnect the VS-3 from the connected Bluetooth® device by resting or turning OFF the VS-3, the audio output switches from the VS-3 to the device's speaker. Be sure to not set the audio volume of the device too high.

FCC and IC information

- **FOR CLASS B UNINTENTIONAL RADIATORS:**
This equipment has been tested and found to comply with the limits for a Class B digital device, pursuant to part 15 of the FCC Rules. These limits are designed to provide reasonable protection against harmful interference in a residential installation. This equipment generates, uses and can radiate radio frequency energy and, if not installed and used in accordance with the instructions, may cause harmful interference to radio communications. However, there is no guarantee that interference will not occur in a particular installation. If this equipment does cause harmful interference to radio or television reception, which can be determined by turning the equipment off and on, the user is encouraged to try to correct the interference by one or more of the following measures:
 - Reorient or relocate the receiving antenna.
 - Increase the separation between the equipment and receiver.
 - Connect the equipment into an outlet on a circuit different from that to which the receiver is connected.
 - Consult the dealer or an experienced radio/TV technician for help.

CAUTION: Changes or modifications to this device, not expressly approved by Icom Inc., could void your authority to operate this device under FCC regulations.

This device complies with Part 15 of FCC and Industry Canada licence-exempt RSS standard(s). Operation is subject to the following two conditions: (1) this device may not cause interference, and (2) this device must accept any interference, including interference that may cause undesired operation of the device.
This transmitter must not be co-located or operated in conjunction with any other antenna or transmitter.
This equipment complies with FCC/IC radiation exposure limits set forth for an uncontrolled environment and meets the FCC radio frequency (RF) Exposure Guidelines and RSS-102 of the IC radio frequency (RF) Exposure rules. This equipment has very low levels of RF energy that are deemed to comply without testing of specific absorption ratio (SAR).
CAN ICES-3 (B)

Le présent appareil est conforme aux la partie 15 des règles de la FCC et CNR d'Industrie Canada applicables aux appareils radio exempts de licence. L'exploitation est autorisée aux deux conditions suivantes: (1) l'appareil ne doit pas produire de brouillage, et (2) l'utilisateur de l'appareil doit accepter tout brouillage radioélectrique subi, même si le brouillage est susceptible d'en compromettre le fonctionnement.
Cet émetteur ne doit pas être co-localisé ou fonctionner en conjonction avec une autre antenne ou émetteur.
Cet équipement est conforme aux limites d'exposition aux rayonnements énoncées pour un environnement non contrôlé et respecte les règles les radioélectriques (RF) de la FCC lignes directrices d'exposition et d'exposition aux fréquences radioélectriques (RF) CNR-102 de l'IC. Cet équipement émet une énergie RF très faible qui est considérée conforme sans évaluation du débit d'absorption spécifique (DAS).
NMB-3 (B)

About CE

CE Versions of the VS-3 which display the "CE" symbol on the serial number label, comply with the essential requirements of the Radio and Telecommunications Terminal Equipment Directive, 1999/5/EC, and the restriction of the use of certain hazardous substances in electrical and electronic equipment Directive, 2011/65/EU.

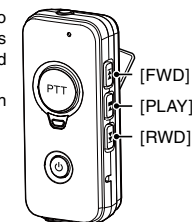
You can get the DOC (Declaration Of Conformity) from your nearest Icom dealer. See the Icom website for details of your nearest dealer.
<http://www.icom.co.jp/world/>

How to use the VOX function

You can use the VOX function with the VS-3, when the transceiver's VOX function is enabled.
See the transceiver's instruction manual for details.

Programmable Key

You can assign other function to the [PLAY], [FWD] or [RWD] keys using the Bluetooth® unit installed transceiver.
See the transceiver's instruction manual for details.



Troubleshooting

The following chart is designed to help you correct problems which are not equipment malfunctions. If you are unable to locate the cause of a problem or solve it through the use of this chart, contact your nearest Icom Dealer or Service Center.

PROBLEM	POSSIBLE CAUSE	SOLUTION
Power does not turn ON.	• The battery is exhausted.	• Charge the battery. • After pushing [RESET], push [PWR] to turn ON.
Pairing cannot be made.	• The headset is not in the pairing mode. • The Bluetooth® device setting is incorrect. • Other Bluetooth® devices are working around you. • Other wireless LAN or electric devices may interfere.	• Enter the pairing mode. • Correct the pairing setting. • Stop other Bluetooth® devices, or move away from them. • Stop other wireless LAN or electric devices, or leave more space from them.
No sound from the earphone	• The volume is low • The earphone jack is almost detached. • The transceiver's volume is low.	• Push [VOL] (+) to set the volume level. • Properly connect the earphone jack. • Increase the transceiver's volume level.
• Communication is suddenly cut off. • Noise is mixed	• The Bluetooth® device is out of range. • Other wireless LAN or electric devices may interfere	• Use the headset within the communication range. The communication range of the headset is 10 meters (32.8 feet), but it may be shorter, depending on the interference. • Stop other wireless LAN or electric devices, or leave more space from them.
The power is on but the device is disabled.	• The headset has malfunctioned.	Push [RESET] to force power OFF the headset.
The transceiver does not transmit.	• The transceiver is out of range. • The transceiver's Busy Lockout function is activated, and the transceiver is receiving a signal. • The MIC gain or VOX gain is incorrectly set.	• Change the frequency. • Wait until the other station stops transmitting, or change the frequency. • Adjust the transceiver's MIC gain or VOX gain, or the headset's MIC gain.