

# Byybuo



SmartPad\_A10

## Package contents

- 1 x Tablet BYYBUO
- 1 x charger
- 1 x documentation kit
- 1 x USB

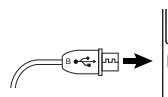


1

## Getting started

### Charge the battery of your device

- Connect the AC adapter to a grounded electrical outlet.
- Note: Charge your byybuo device before using it for the first time.**



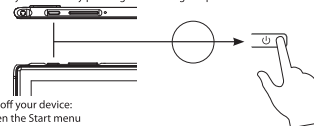
### WARNING!

**Read the following instructions carefully about the battery of your byybuo device:**

- Only a technician authorized by byybuo is allowed to remove and handle the battery
- The battery in your byybuo device may present a fire or burn hazard if removed or disassembled
- Respect the information on the warning labels of the device to avoid any risk of injury
- There is a risk of explosion if the battery is replaced by an incorrect model
- Do not dispose of the battery in a fire
- Do not attempt to short-circuit the byybuo battery.
- Do not attempt to disassemble the battery or reassemble the battery
- Stop using the battery if it is leaking
- The battery and its components must be recycled or disposed of properly.
- Keep the battery and its components out of reach of children

Turn on / turn off your device


Turn on your device by pressing and holding the power button.



- Turn off your device:
- Open the Start menu
  - Press the Stop button.

2

## Presentation of the device



3

4

POWERED BY  
BYBUO



Important safety instructions

The device should be used in an environment where the ambient temperature is between 5 °C (41 °F) and 35 °C (95 °F). Do not expose the unit to rain or moisture and keep it away from liquids. In case of a fire, unplug the device from the power source and turn it off immediately. Do not use the device if it is not completely dry before turning it on again. Do not expose the device to direct sunlight. Do not use strong solvents, liquid detergents, or other chemicals on or near the device to prevent corrosion or damage to the surface of the device.

Do not expose the unit to a dusty environment. Do not use the appliance during a gas leak. Do not expose the unit to strong magnetic or electric fields. Do not route the device to airport X-ray detectors. However, it is recommended to do not route your device through magnetic sensing gantries or exposureable detectors. Do not place objects on the device. Do not place the device on an uneven or unstable surface. Do not protect the device from falling or other shock that may damage it. Do not leave the device on or in charge on the knees or other body parts to avoid risk of heat-related injury. Do not use the appliance before transporting it or covering it with a material that allows for optimal air circulation. Do not use power cords, accessories, or other damaged devices with your device.

Do not recommend the exclusive use of accessories (power supply, cables ...) with the device. Do not use original batteries. Replacing the battery with an incorrect battery may cause a risk of explosion. Do not disassemble, modify, or repair the unit yourself, as this may void the warranty. Do not save your important content regularly to avoid data loss. The manufacturer is not responsible for any damage or loss of data or deletion of items stored in the device due to improper use of the hardware or software, lack of maintenance or any other accidental event.

**WARNING**  
**NOTICE** RISK OF ELECTRIC SHOCK. DO NOT OPEN

**CAUTION: TO AVOID THE RISK OF FIRE AND SHOCK ELECTRICAL, DO NOT REMOVE COVER OR HOOD BACK OF PRODUCT. IF THE UNIT MUST BE REPAIRED, ADDRESS EXCLUSIVELY QUALIFIED PERSONNEL.**

The lightning flash with arrowhead symbol within an equilateral triangle is intended to alert the user to the presence of an uninsulated "dangerous voltage" inside the product, which is of sufficient magnitude to constitute a risk of electric shock.

In the documentation supplied with the device, the exclamation point within an equilateral triangle is intended to alert the user to the presence of important instructions regarding use and maintenance.

At full volume, prolonged listening to the portable audio device can damage the user's hearing.

Legal notice and copyright notice

This product has been manufactured and sold under the responsibility of byybuo. All other trademarks and logos are property of their respective owners. Made in RPC

FCC ID:2AXUI-A10

This device complies with Part 15 of the FCC Rules. Operation of this device is subject to the following two conditions: (1) this device may not cause harmful interference, and (2) this device must accept any interference received, including interference that may cause undesired operation. Changes or modifications not expressly approved by the party responsible for compliance could void the user's authority to operate the equipment. NOTE: This equipment has been tested and found to comply with the limits for a Class B digital device, pursuant to Part 15 of the FCC Rules. These limits are designed to provide reasonable protection against harmful interference in a residential installation. This equipment generates, uses and can radiate radio frequency energy and, if not installed and used in accordance with the instructions, may cause harmful interference to radio communications. However, there is no guarantee that interference will not occur in a particular installation. If this equipment does cause harmful interference to radio or television reception, which can be determined by turning the equipment off and on, the user is encouraged to try to correct the interference by one or more of the following measures: -- Reorient or relocate the receiving antenna. -- Increase the separation between the equipment and receiver. -- Connect the equipment into an outlet on a circuit different from that to which the receiver is connected. -- Consult the dealer or an experienced radio/TV technician for help.

**WARRANTY CARD**

Model Name A10

Product Serial No. \_\_\_\_\_

Date of purchase 

<div>dd</div>	<div>mm</div>	<div>yy</div>
---------------	---------------	---------------

**Customer's Details**

Name \_\_\_\_\_

Address in full \_\_\_\_\_

Telephone No. \_\_\_\_\_

Dealer Name & Address \_\_\_\_\_

Customer's signature & Date \_\_\_\_\_

Dealer's signature with rubber stamp \_\_\_\_\_

**CONTACT INFORMATION**

byybuo@163.com

Designed by BYYBUO, Assembled in PRC

SAR tests are conducted using standard operating positions accepted by the FCC with the device transmitting at its highest certified power level in all tested frequency bands, although the SAR is determined at the highest certified power level, the actual SAR level of the device while operating can be well below the maximum value, in general, the closer you are to a wireless antenna, the lower the power output. Before a new model device is available for sale to the public, it must be tested and certified to the FCC that it does not exceed the exposure limit established by the FCC. Tests for each device are performed in positions and locations (e.g. at the ear and worn on the body) as required by the FCC. For body worn operation, this model device has been tested and meets the FCC RF exposure guidelines when used with an accessory designated for this product or when used with an accessory that contains no metal. Non-compliance with the above restrictions may result in violation of RF exposure guidelines.