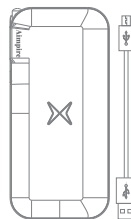


Aimpire

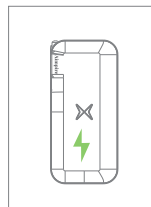
WPD30

Please Read The Manual Carefully Before Use.

Power Bank Parameters

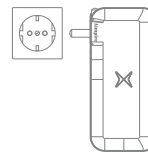


Model: WPD30
1, AC Input: 100~240V AC, 50/60Hz, 0.3A Max. **Total Output:** 5V/2A Max.
USB-A Output: 5V/2A Max. **Type-C Cable Output:** 5V/2A Max.
2, Battery: 3.7V/15000mAh, 55.5Wh.
Type-C Cable Input: 5V/3A, 9V/2A, 18W Max.
Total Output: 5V/3A Max. **Type-C Output:** 5V/3A Max.
Type-C Cable Output: 5V/3A, 9V/2.33A, 12V/1.7A, 21W Max.
USB-A Output: 4.5V/5A, 5V/3A, 9V/2A, 12V/1.5A, 22.5W Max.
Wireless Charger Output: 15W Max.
Weight: 266g
Dimension: 127*59.5*30mm

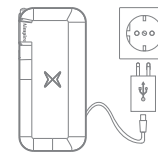


Charging Power Bank

① (AC Input)

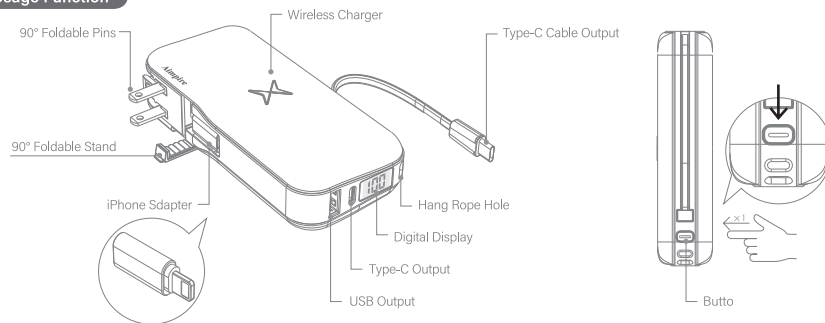


② (Type-C Cable Input)



The digital screen lights on when the power bank starts to charge. The digital screen shows the number of actual power percentage from 0% – 100%.

Mobile Power Usage Function



Important Safety Instructions

When using this product, basic precautions should always be followed, including the following:

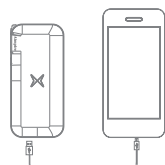
- 1) Store product in a cool and dry place.
- 2) Do not store the product in hot or humid environments.
- 3) Use of a power supply or charger not recommended or sold by the product manufacturer may result in a risk of fire or injury to persons.
- 4) Operating temperature should be between 32°F to 104°F / 0°C to 40°C.
- 5) Do not disassemble the product. Take it to a qualified service person when service or repair is required. Incorrect reassembly may result in a risk of fire or injury to persons.

Important Safety Instructions

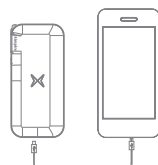
When using this product, basic precautions should always be followed, including the following:

- 12) When disposing of secondary cells or batteries, keep cells or batteries of different electrochemical systems separate from each other.
- 13) Be aware discharged battery may cause fire or smoke, tape the terminals to insulate them.

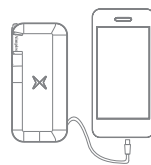
① (USB Output)



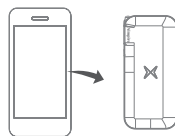
② (Type-C Output)



③ (Type-C Cable Output)



④ (Wireless Charger Output)




If the power bank is charging, the LED screen will start to flash and show the power capacity percentage. The LED light stop flash when it is fully charge with 100% power capacity.

Important Safety Instructions

When using this product, basic precautions should always be followed, including the following:

- 6) If the product is not used for long periods of time, you should change and discharge once every three months.
- 7) When charging a device, the product may feel warm, this is a normal operating condition and should not be cause for concern.
- 8) In normal conditions, the battery performance will decline over several years.
- 9) Do not dispose of the product in heat or fire.
- 10) Do not clean the product with harmful chemicals or detergents.
- 11) Misuse, dropping, or excessive force may cause product damage.



Charging Mobile Phone



This device complies with part 15 of the FCC Rules. Operation is subject to the following two conditions: (1) This device may not cause harmful interference, and (2) this device must accept any interference received, including interference that may cause undesired operation.

Any Changes or modifications not expressly approved by the party responsible for compliance could void the user's authority to operate the equipment.

Note: This equipment has been tested and found to comply with the limits for a Class B digital device, pursuant to part 15 of the FCC Rules. These limits are designed to provide reasonable protection against harmful interference in a residential installation. This equipment generates uses and can radiate radio frequency energy and, if not installed and used in accordance with the instructions, may cause harmful interference to radio communications. However, there is no guarantee that interference will not occur in a particular installation. If this equipment does cause harmful interference to radio or television reception, which can be determined by turning the equipment off and on, the user is encouraged to try to correct the interference by one or more of the following measures:

- Reorient or relocate the receiving antenna.
- Increase the separation between the equipment and receiver.
- Connect the equipment into an outlet on a circuit different from that to which the receiver is connected.
- Consult the dealer or an experienced radio/TV technician for help.

This equipment complies with FCC radiation exposure limits set forth for an uncontrolled environment. This equipment should be installed and operated with minimum distance 0mm between the radiator & your body.