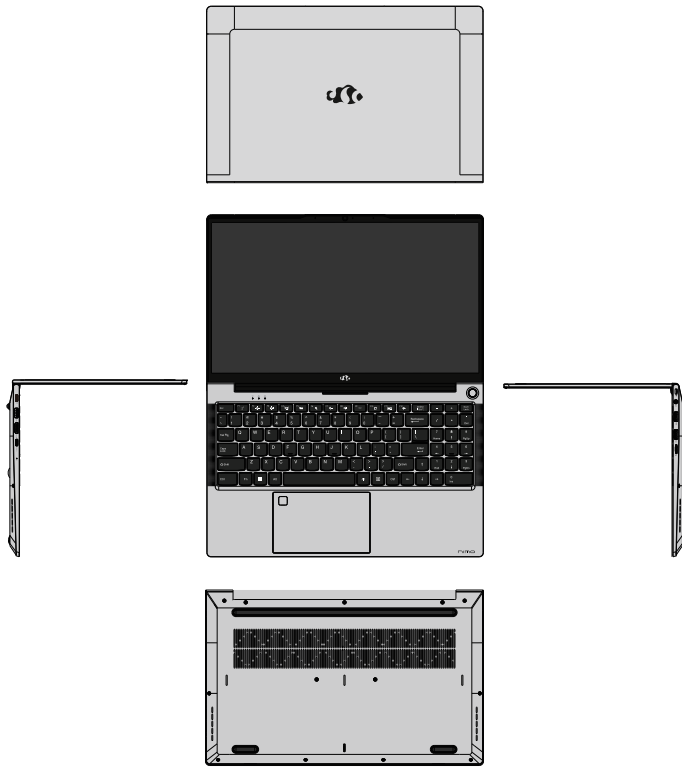
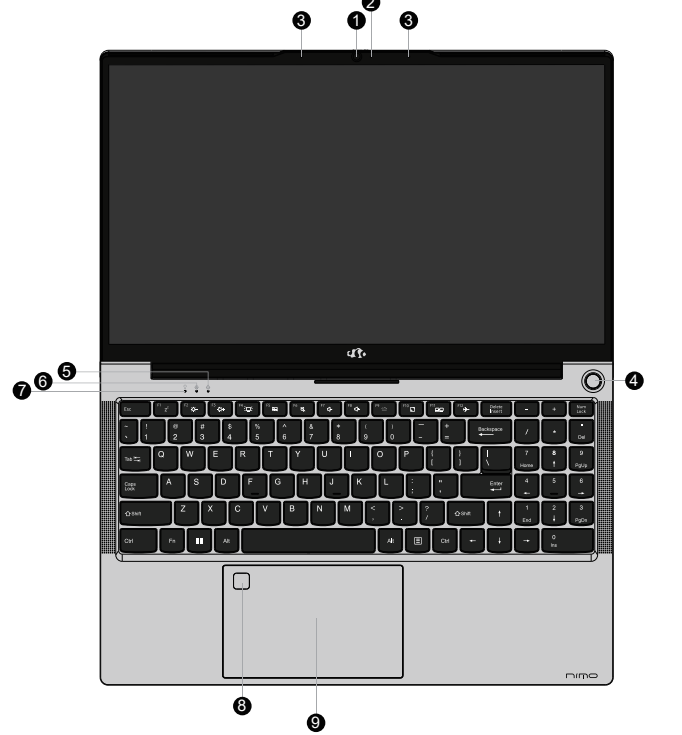


User Manual

1. Product schematic:





1 Camera

2 Camera LED

3 Mic

4 On/Off key

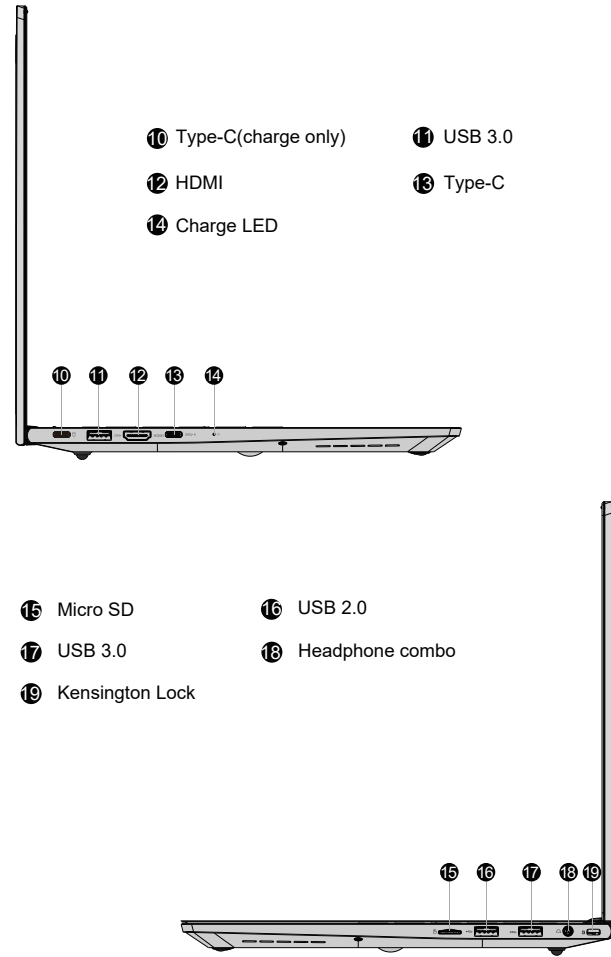
5 Num Lock LED

6 Caps Lock LED

7 Power LED

8 Fingerprint

9 Touch Pad



1 Type-C (charge only)

2 HDMI

3 Charge LED

4 USB 3.0

5 Type-C

6 Micro SD

7 USB 3.0

8 Kensington Lock

9 USB 2.0

10 Headphone combo

2. Instructions for use:

• When the computer is connected to the AC power adapter or the battery power is higher than the minimum requirement, press the power button short to start the computer;

• Press the power key briefly during use to suspend/resume/shut down your computer.

2.1 Function keys:

This product has a total of 12 function keys-F1-F12; These function keys are assigned different application functions, please refer to the following instructions to use;

Fn+F1: System Sleep Mode

Fn+F2: Decrease Brightness

Fn+F3: Increase Brightness

Fn+F4: Display Turn on or Off

Fn+F5: Touch pad Turn on or Off

Fn+F6: Speaker Turn on or Off

Fn+F7: Decrease Volume

Fn+F8: Increase Volume

Fn+F9: Keyboard Backlight

Fn+F10: Quick Screenshot

Fn+F11: Display mode switching

Fn+F12: Flight mode Turn on or Off

2.2 Power supply and charging:

• This product can use lithium battery or AC power adapter;

• After unpacking, please connect the AC power adapter to charge the computer first;

• Lithium batteries do not have a "memory effect", so you do not have to wait until the battery is completely used up before charging;

• When charging the battery, if you are still using the laptop, the charging time will be longer;

• If you want to charge the battery quickly, put the computer on hold, or turn off the laptop while charging;

• In order to extend the life of lithium batteries, it will be charged when the power < 95%, and not charged when the power ≥ 95%;

• When the battery is low, the screen will appear prompt information, the battery will continue to work until the power is too low and hang, at this time the data may not be saved, please charge in time, after connecting to the adapter, you can use the computer normally;

• Please use the original power adapter to avoid damage to the computer;

• Batteries are toxic and harmful substances, please recycle the battery according to environmental protection regulations, do not dispose of the battery at will to avoid environmental pollution.

2.3 Cleaning, maintenance and storage:

• Turn off the system and unplug the adapter before cleaning the product;

• Wipe the product shell with a wet towel and dry it with a soft cloth;

• It is forbidden to clean with corrosive cleaning liquid;

• Do not immerse the product in water or other liquids;

• After cleaning, store in a dry, flat environment.

3. User use of the security statement:

Before you use this product, please read the following guidelines in detail and abide by these rules, which can increase the service life of this product and avoid danger or violation of the law.

Notes:

• To prevent the computer from overheating, make sure that the vents are not blocked;

• Do not press the display hard;

• Do not place the notebook on an uneven or unstable work platform;

• If you are travelling with a laptop, please bring it with a special bag;

• Do not use your laptop in harsh conditions;

• Do not place or drop objects on the laptop;

• Do not place the laptop under a magnetic field;

• Do not expose to direct sunlight;

• Do not use the notebook in an overheated or overly cold environment;

• Do not expose the computer to rain or dew;

• Do not place the computer on the edge of the fire source or other heat source;

• Do not fiddle with the battery and keep it out of the reach of children;

• Do not expose the notebook to dust or corrosive chemicals;

• Do not force off the notebook screen, or pinch the display to lift the computer;

• Do not spray water or other organic solvents directly onto the notebook display;

• It is strictly forbidden to use non-original batteries or other types of batteries, otherwise there will be a risk of explosion.

4. Troubles Shooting:

General issues can be resolved by following these steps:

1. Turn off the laptop;

2. Make sure that the AC power adapter is connected to the computer and the power supply socket is powered;

3. Ensure that all external devices connected are connected, and you can also unplug these devices to avoid them becoming a possible source of error;

4. Before opening or restarting the laptop, make sure that it has been turned off for more than 10 seconds, and check whether the boot sequence is normal;

5. Packing List:

Packing List :

1. User Manual *1

2. Adapter *1

3. Notebook computer *1

6. Warranty information

The N151 is covered for a period of 12 months from the date the product was sold to an end-user for the first time, confirmed by the proof of purchase issued by the first retailer.

During the warranty period, Proline or a Proline authorised service center will repair defects in materials and workmanship that result in product failure during normal usage free of charge and in a commercially reasonable time by either repairing or replacing your product at its option. If Proline replaces the product, the replacement product will be subject to your rights set forth in this warranty for the remaining warranty period of the original product and the replacement product may be a refurbished product. The warranty is not valid if the product has been disassembled, modified or repaired without Proline's authorisation.

Damage caused by neglect, either intentional or accidental, is not covered by warranty. Examples not covered by warranty include but are not limited to use outside operating specifications, a cracked or broken screen, cracked or damaged housing or cover, damaged or missing buttons, damaged ports or connectors, damage due to power surge or use of an incorrect power supply and water damage (as evidenced by inspection of the internal liquid contact indicator).

For warranty support or repair, please contact Customer Care line on 855-216-7257 email at CSR@bestplv.com Website: Oceanimo.com

7. Safety information

PLEASE READ THIS SAFETY INFORMATION CAREFULLY SO THAT YOU CAN USE YOUR DEVICE IN COMPLETE SAFETY:

1.Children: Be very careful with children and your device. Your device contains a number of detachable parts. Exercise great care when children are in close proximity to this device. Your device contains small parts that could be swallowed or cause choking.

2.Hearing: Prolonged listening at full power using a lightweight headset or headphone can damage your hearing. Reduce the volume to the lowest possible level when listening to music or conversations. Avoid high volumes over extended periods.

3. Driving: Exercise care when driving. Driving requires maximum attention to all times in order to minimize the risk of accidents. You are not allowed to use your device whilst driving.

4. Flying: Most airlines require that you turn off your device when the door closes. Once the plane reaches cruising altitude, you can turn it on.

5. Fire Hazard: Do not leave your device near heat source such as radiators or cookers. Do not leave your device charging near flammable materials as there is a real risk of fire.

6. Contact with Liquid: Do not expose your device to liquid or touch it with wet hands. Any damage caused by water may be irreparable.

7. Use only Proline approved accessories. The use of unauthorized accessories may damage your device or cause a safety risk.

8. Do not destroy the batteries and chargers. Never use a battery or charger that has been damaged. Keep batteries away from magnetic objects as the latter might cause a short-circuit between the positive and negative terminals of your batteries and permanently destroy the battery of your phone. As a general rule, you should not expose the batteries to very high or low temperature (below 0° or above 45°). Differences in temperature may reduce battery autonomy and service life.

9. Shock and Impact: Handle and use your device with the utmost care. Protect your device, shock and impact may damage it. Some parts of your device are made from glass and might break if the device is dropped or is subject to severe impact. Avoid dropping your device. Do not touch the screen with SHARP objects.

10. Electric shock: Do not try to dismantle your device as there is a very real risk of electric shock.

11. Maintenance: If you want to clean your device, use a dry cloth [do not use a solvent, such as benzene, or alcohol].

FCC WARNING

This device complies with part 15 of the FCC Rules. Operation is subject to the following two conditions: (1) this device may not cause harmful interference, and (2) this device must accept any interference received, including interference that may cause undesired operation.

Any changes or modifications not expressly approved by the party responsible for compliance could void the user's authority to operate the equipment.

NOTE: This equipment has been tested and found to comply with the limits for a Class B digital device, pursuant to Part 15 of the FCC Rules. These limits are designed to provide reasonable protection against harmful interference in a residential installation. This equipment generates, uses and can radiate radio frequency energy and, if not installed and used in accordance with the instructions, may cause harmful interference to radio communications. However, there is no guarantee that interference will not occur in a particular installation. If this equipment does cause harmful interference to radio or television reception, which can be determined by turning the equipment off and on, the user is encouraged to try to correct the interference by one or more of the following measures:

– Reorient or relocate the receiving antenna.

– Increase the separation between the equipment and receiver.

– Connect the equipment into an outlet on a circuit different from that to which the receiver is connected.

– Consult the dealer or an experienced radio/TV technician for help.

The device has been evaluated to meet general RF exposure requirement. The device can be used in portable exposure condition without restriction

Specific Absorption Rate (SAR) information:

This product meets the government's requirements for exposure to radio waves. The guidelines are based on standards that were developed by independent scientific organizations through periodic and thorough evaluation of scientific studies. The standards include a substantial safety margin designed to assure the safety of all persons regardless of age or health.

FCC RF Exposure Information and Statement The SAR limit of USA (FCC) is 1.6 W/kg averaged over one gram of tissue. Device types: N152S (FCC ID: 2BEMH-N152S) has also been tested against this SAR limit. The highest SAR values for body are 0.60 W/kg. This device was tested for typical body-worn operations with the product kept 0cm from the body. To maintain compliance with FCC RF exposure requirements, use accessories that maintain a 0cm separation distance between the user's body and the product. The use of belt clips, holsters and similar accessories should not contain metallic components in its assembly. The use of accessories that do not satisfy these requirements may not comply with FCC RF exposure requirements, and should be avoided. Body-worn Operation

This device was tested for typical body-worn operations. To comply with RF exposure requirements, a minimum separation distance of 0cm must be maintained between the user's body and the product, including the antenna. Third-party belt-clips, holsters, and similar accessories used by this device should not contain any metallic components.

Body-worn accessories that do not meet these requirements may not comply with RF exposure requirements and should be avoided. Use only the supplied or an approved antenna.

4折5页说明书： 105*147MM 158G双铜纸

2024