



## PHOTOGRAPHS OF THE TEST CONFIGURATION

### CONDUCTED EMISSION TEST




RADIATED EMISSION TEST  
(WLAN 2.4GHz)  
(Below 1GHz)



## RADIATED EMISSION TEST



(WLAN 2.4GHz)

(Above 1GHz)








RADIATED EMISSION TEST  
(WLAN 5GHz)  
(5180-5240MHz & 5260-5320MHz)  
(Below 1GHz)



RADIATED EMISSION TEST  
(WLAN 5GHz)  
(5180-5240MHz & 5260-5320MHz)  
(Above 1GHz)




RADIATED EMISSION TEST  
(WLAN 5GHz)  
(5500-5700MHz & 5745-5825MHz)  
(Below 1GHz)







RADIATED EMISSION TEST  
(WLAN 5GHz)  
(5500-5700MHz & 5745-5825MHz)  
(Above 1GHz)



RADIATED EMISSION TEST  
(Bluetooth)  
(Below 1GHz)






## RADIATED EMISSION TEST

(Bluetooth)



(Above 1GHz)




## RADIATED EMISSION TEST

(Bluetooth LE)

(Below 1GHz)



RADIATED EMISSION TEST  
(Bluetooth LE)  
(Above 1GHz)









(WWAN)

(PART 22)

RADIATED EMISSION TEST



ERP POWER TEST  
(GSM/EDGE/WCDMA/CDMA)





ERP POWER TEST  
(LTE)







(PART 24)



RADIATED EMISSION TEST



### EIRP POWER TEST





(PART 27)  
RADIATED EMISSION TEST  
(LTE BAND 4)





RADIATED EMISSION TEST  
(LTE BAND 13)



ERP POWER TEST  
(LTE BAND 13)



EIRP POWER TEST  
(LTE BAND 4)

