

Before You Begin.

If you can find a place in your home that gets at least one bar of 3G, 4G or 4G LTE signal, the revolutionary NEW **T-Mobile 4G LTE Signal Booster** system will bring you blazing fast downloads, smoother video and surfing, and improved voice coverage throughout your home.

T-Mobile 4G LTE Signal Booster is a true plug-and-play system that doesn't require the installation of antennas or cables.

IMPORTANT: Your **T-Mobile 4G LTE Signal Booster** is electronic equipment. Both units must be kept indoors and in a dry, cool, well ventilated area.

In this package you will find:

- Window Unit
- Coverage Unit
- Two Power Adapters

If you need additional information on features and services, visit us at www.t-mobile.com or, using an alternate phone, call us at **1-800-937-8997**

IMPORTANT

*This **T-Mobile 4G LTE Signal Booster** is a T-Mobile-owned device. You will be charged up to \$500 if you fail to return the device after termination of your service with T-Mobile, or return it in a damaged condition.*

This is a CONSUMER device.

BEFORE USE, you MUST REGISTER THIS DEVICE with your wireless provider and have your provider's consent. Most wireless providers consent to the use of signal boosters. Some providers may not consent to the use of this device on their network. If you are unsure, contact your provider.

You MUST operate this device with approved antennas and cables as specified by the manufacturer. Antennas MUST be installed at least 20 cm (8 inches) from any person.

You MUST cease operating this device immediately if requested by the FCC or a licensed wireless service provider.

WARNING. E911 location information may not be provided or may be inaccurate for calls served by using this device.

When used with any mobile device utilizing the 1710-1755 MHz band, the FCC limits booster equipment placement to a maximum of 10 meters above ground level. Installation of this equipment which does not comply with federal requirements may subject the owner to FCC enforcement action.

NOT FOR RESALE.

Changes or modifications not expressly approved by Nextivity, Inc. could void the user's authority to operate the equipment.

NOTE: This equipment has been tested and found to comply with the limits for a Class B digital device, pursuant to part 15 of the FCC Rules. These limits are designed to provide reasonable protection against harmful interference in a residential installation. This equipment generates, uses and can radiate radio frequency energy and, if not installed and used in accordance with the instructions, may cause harmful interference to radio communications. However, there is no guarantee that interference will not occur in a particular installation. If this equipment does cause harmful interference to radio or television reception, which can be determined by turning the equipment off and on, the user is encouraged to try to correct the interference by one or more of the following measures:

- Reorient or relocate the receiving antenna.
- Increase the separation between the equipment and receiver.
- Connect the equipment into an outlet on a circuit different from that to which the receiver is connected.
- Consult the dealer or an experienced radio/TV technician for help

Coverage is not available everywhere, see coverage details at www.T-Mobile.com. Cel-Fi is a trademark of Nextivity, Inc. T-Mobile and the magenta color are registered trademarks of Deutsche Telekom AG. ©2014 T-Mobile USA, Inc.

T-Mobile® Start Guide



WINDOW UNIT



COVERAGE UNIT

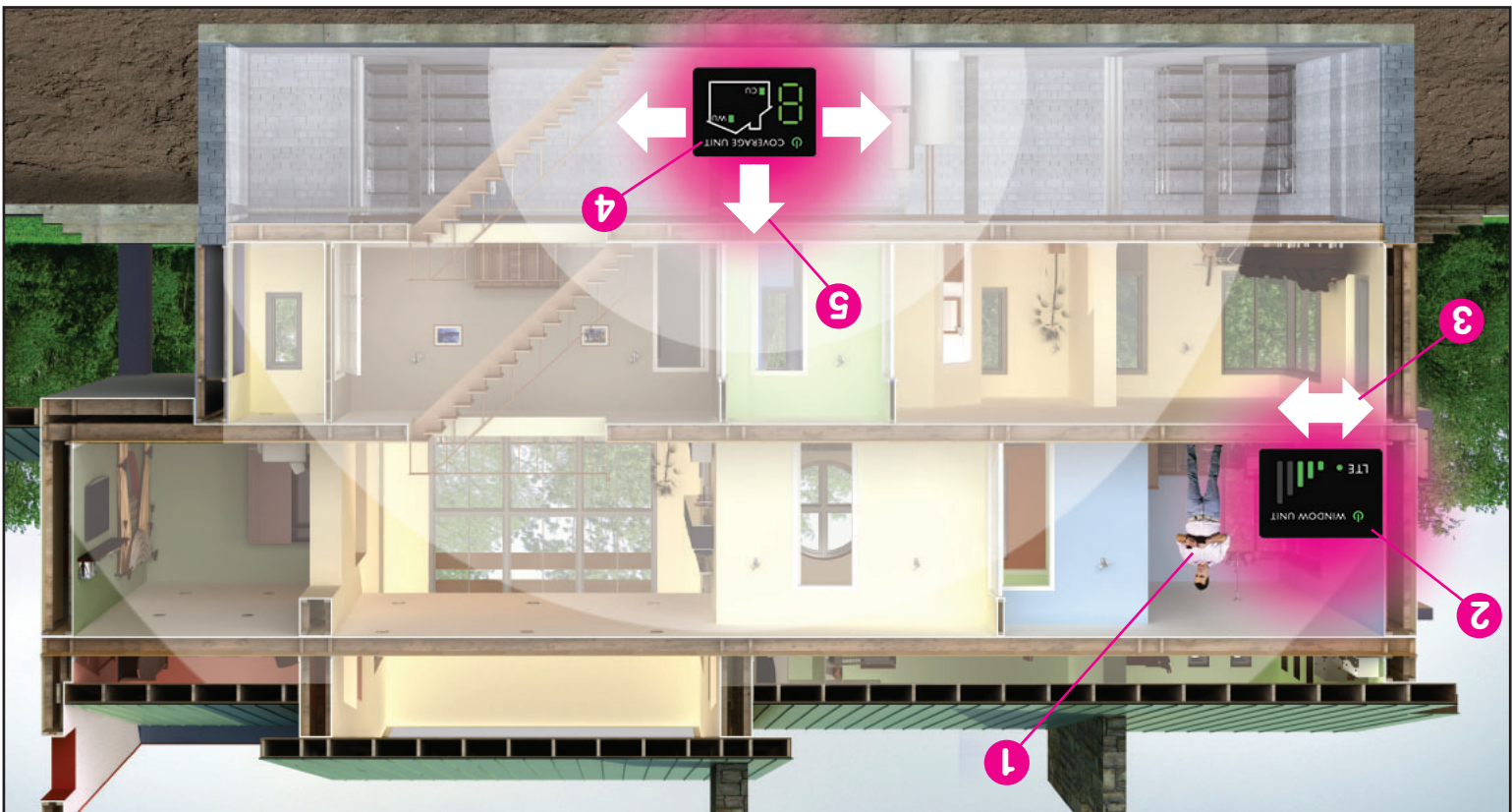
T-Mobile® 4G LTE Signal Booster

To use this product you need:


- A T-Mobile 3G, 4G or 4G LTE compatible mobile phone
- An area inside your home that receives at least one bar of 3G, 4G or 4G LTE coverage
- Power outlets



CEL-FI



For additional information about **T-Mobile 4G LTE Signal Booster** installation go to: www.T-Mobile.com/SignalBoosterhelp



WINDOW UNIT DISPLAY

Plug the **Window Unit** into an easily accessible outlet near the area with the strongest 3G, 4G or 4G LTE signal. (Note: both of the power supplies in your kit are identical.) Make sure that at least one bar is displayed on the signal strength indicator on the front of the **Window Unit**. If you do not see at least one bar, try a different location.

2 Plug in the Window Unit:



1 Find the location with the best 3G, 4G or 4G LTE coverage:

The first step in setting up your **T-Mobile 4G LTE Signal Booster** system is to find the location in your home or office with the best 3G, 4G or 4G LTE signal. Use your phone to identify the area with the most bars of signal. Typically, the best service will be near a window in the highest floor of your home or office. Make sure a 3G, 4G or 4G LTE icon is displayed on your handset.

Step 1

Step 2

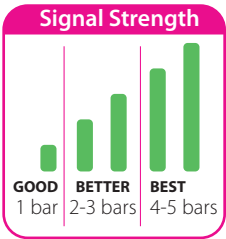


420N005-001-001-18RB

Step 3

3 Optimize the Window Unit Placement:

The bars on the front of the device indicate the strength of the 3G, 4G or 4G LTE signal in the area. Moving the **Window Unit** to a different location in your home may increase the signal, and can make a significant difference in the quality of your service.



Step 4

4 Place the Coverage Unit:


Move to a location in your home where you need to improve coverage. Plug the **Coverage Unit** into an easily accessible outlet. After several minutes, the numeric display will stop cycling.



If your device is set up properly, the green icons will appear on the display as seen above. It is possible to place the **Coverage Unit** too close or too far from the **Window Unit**. If this happens, a red icons will illuminate indicating that you need to move the **Coverage Unit** either closer or further to the **Window Unit**.



GOOD
Two green icons indicate that the **Coverage Unit** is functioning normally.



TOO FAR
Four red icons & a scrolling display indicate that the **Coverage Unit** needs to be moved closer to the **Window Unit**.

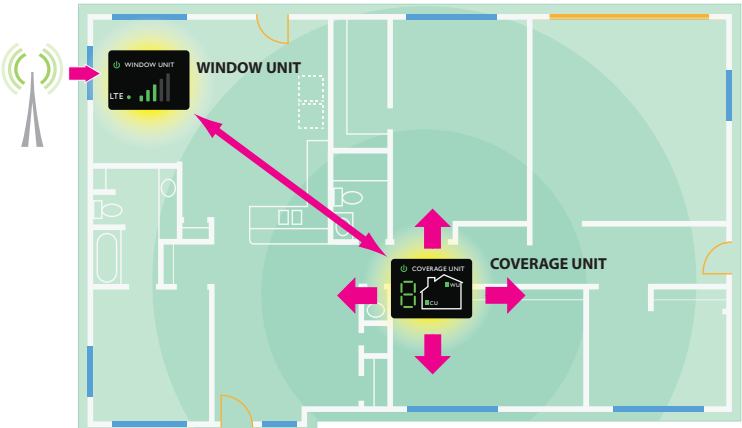


TOO CLOSE
A zero on the numeric display indicates that the **Coverage Unit** needs to be moved farther away from the **Window Unit**.

Step 5

5 Optimize The Coverage Unit Placement:

Place the **Coverage Unit** as far away as possible from the **Window Unit**. The number on the front of the **Coverage Unit** display indicates the quality of the placement. For the best service experience, move the **Coverage Unit** around your home until an 8 or 9 displays.



5 For the best service, move the **Coverage Unit** until an 8 or 9 displays.

T-Mobile 4G LTE Signal Booster Troubleshooting

WINDOW UNIT	Indicator	Issue	Try This
<div>Power & Status Indicator</div> <div>LTE IndicatorSignal Indicator</div>	No lights on the Window Unit display.	The device is not receiving power.	1. Is the unit plugged in? 2. Is there power at the outlet? 3. Try exchanging the power supplies with the Coverage Unit to determine if the power supply is defective.
	Power indicator is red	Window Unit hardware issue.	Please check the Coverage Unit for an alternating error number to determine the proper solution form the list of Error Messages below.
	Power indicator is green but no bars on the Window Unit display	Window Unit does not have a 3G, 4G or 4G LTE signal.	Try moving the Window Unit to another room or area where you have more coverage. (Use your cell phone to find the best 3G, 4G or 4G LTE coverage).
	Power indicator is Flashing Green	Window Unit Is setting up communications path with Coverage Unit .	Wait a few moments, once a path has been set up, the light will stop flashing.
	LTE lamp is lit or not lit (what does this mean?)	The LTE indicator just means that LTE is available and is also being boosted.	If you have bars of signal on your Window Unit but the LTE lamp is not lit, you still have boosted high speed 3G/4G service.
COVERAGE UNIT	Indicator	Issue	Try This
<div>Power & Status Indicator</div> <div>Window Unit Indicator</div> <div>Coverage Unit Indicator</div> <div>Seven Segment Display</div>	No lights on the Coverage Unit display.	The device is not powered.	1. Is the unit plugged in? 2. Is there power at the outlet? 3. Try exchanging the power supplies with the Window Unit to determine if the power supply is defective.
	Coverage Unit Power Indicator is red.	System Error.	Please check the seven segment display for an alternating Error Messages to determine the proper solution from the list of Error Messages below.
	Seven segment display cycling for more than a minute.	The Coverage Unit still trying to wirelessly connect to the Window Unit.	1. Wait for the display to stop cycling. This could take several minutes. 2. Make sure that all other electronic devices (Wi-Fi routers, home phones, computers, etc) are at least 2-3 feet from the Coverage & Window Units .
	Zero displayed	The Coverage Unit is "Too Close" to the Window Unit .	Move the Coverage Unit further away from the Window Unit . The separation distance may be over 50 feet for a residence, and much further for open commercial spaces. Try and get an 8 or 9 on the display.
	The Coverage Unit and Window Unit icons are red with two arrows.	The Coverage Unit is "Too Far Away" from the Window Unit .	Move the Coverage Unit closer to the Window Unit .
PERFORMANCE	Indicator	Issue	Try This
The Coverage Unit has a boosted signal but only in a small area of my home.	Low Coverage Unit number or Window Unit input signal.	Window Unit and Coverage Unit are too close together or Window Unit signal level is low.	Move the Coverage Unit away from the Window Unit to get a higher coverage number. This can mean putting the Coverage Unit on the opposite end of your home. Higher numbers indicate better coverage. You can also move the Window Unit to an area with a stronger signal.
ERROR MESSAGES	Indicator	Issue	Try This
<div>Alternating E and Numeric Error Code</div>	E1	No 3G, 4G or 4G LTE signal at the Window Unit .	Try moving the Window Unit to another room or area where you have coverage. (Use your cell phone to find the best 3G, 4G or 4G LTE coverage).
	E3	Coverage Unit is overheating.	Make sure that the vents on the unit are not blocked. Move the unit to a cooler area.
	E4	Window Unit is overheating.	The system will start working normally when it cools down.
	E8	Input signal at Window Unit too strong.	The signal from the wireless network is too strong to use a booster.
	If you see any other error messages, please contact Customer Care at 611 from your mobile phone.		