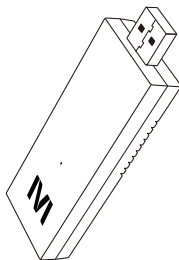
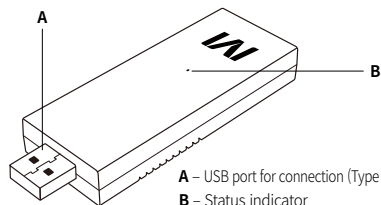


Android dongle

Simple User Manual

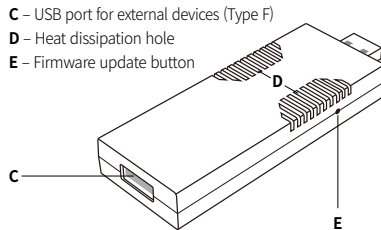


Product appearance



A – USB port for connection (Type M)

B – Status indicator



C – USB port for external devices (Type F)

D – Heat dissipation hole

E – Firmware update button

Product components

- M stick
- Simple user manual
- USB extension cable
- USB Y extension cable

How to use

1. Insert into USB port

- Insert the M stick into the USB port on the car display that supports Android Auto.
- Android Auto button will be activated on the car display.

*** This product is available on car displays with Android Auto that have been released since 2017. Please refer to the website for the list of supported vehicles.**

2. Tap Android Auto button

- Tap Android Auto button on the car display.

3. Proceed Setup Wizard

- Select the language you want in the Setup Wizard
- Tap START button

*** Please refer to the website for information on how to update firmware.**

Product specification

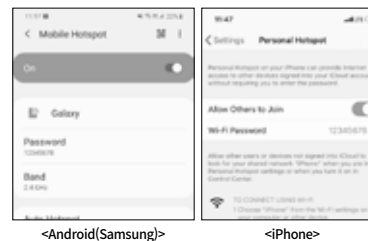
Name	Android dongle
Model	MG-S01
OS)	Android 9
CPU	Quad-core (Cortex-A53)
RAM	2GB LPDDR4
ROM	16GB eMMC
Connectivity	USB 2.0 / Wi-Fi (2.4GHz) / Bluetooth 4.2
Power	DC 5V / 2.5W
Size/Weight	3.5x10x1.5cm / 0.3kg

How to connect to the internet

1. Set up a hotspot on the smartphone

- Go to Wi-Fi hotspot settings on the smartphone with an internet connection.
- Set up Wi-Fi hotspot to be available.

*** To use the hotspot, you need a SIM that can be tethering.**



2. Connect to Wi-Fi on M stick

- Go to Wi-Fi settings on M stick.
- Turn on Wi-Fi and select the smartphone from the detected list.
- Enter the smartphone's hotspot password

*** Network data from the smartphone connected by Wi-Fi is used when using real-time contents.**

*** Please refer to the website for detailed information on how to connect to the internet.**

Caution

- Do not use the product for anything other than its original purpose.
- Do not touch the product or USB port with wet hands or other body parts.
- Do not leave the product in a place where there is a risk of overheating.
- Place the product in a dry, moisture-free place.
- Product can be damaged where the temperature is high or low.
- Be careful not to damage the product.
- Avoid dropping the product or external impact.
- If the product is damaged, do not use it damaged.
- Do not modify, separate or repair the product at your discretion.
- Be careful when cleaning the product.
- Be careful not to suck or bite the product by children, infants or pets.
- Do not stab your body such as eyes or ears or put the product in your mouth.
- If you are using a hearing aid, check and use the information related to electromagnetic waves.
- Do not store the product with metal products such as coins and keys.
- Do not leave the product in a magnetic field.
- While driving, follow relevant laws and regulations or road safety rules for product use.

FCC Statement

Changes or modifications not expressly approved by the party responsible for compliance could void the user's authority to operate the equipment. This equipment has been tested and found to comply with the limits for a Class B digital device, pursuant to Part 15 of the FCC Rules. These limits are designed to provide reasonable protection against harmful interference in a residential installation. This equipment generates uses and can radiate radio frequency energy and, if not installed and used in accordance with the instructions, may cause harmful interference to radio communications. However, there is no guarantee that interference will not occur in a particular installation. If this equipment does cause harmful interference to radio or television reception, which can be determined by turning the equipment off and on, the user is encouraged to try to correct the interference by one or more of the following measures:

- Reorient or relocate the receiving antenna.
- Increase the separation between the equipment and receiver.
- Connect the equipment into an outlet on a circuit different from that to which the receiver is connected.
- Consult the dealer or an experienced radio/TV technician for help

This device complies with part 15 of the FCC rules. Operation is subject to the following two conditions (1) this device may not cause harmful interference, and (2) this device must accept any interference received, including interference that may cause undesired operation.

This equipment complies with FCC radiation exposure limits set forth for an uncontrolled environment. This equipment should be installed and operated with minimum distance 20cm between the radiator & your body

The contents of the user manual may vary depending on the software version of the product, the car display or the smartphone, and some changes may be made without user notification.
Copyright © M GEARS