

ANNEX I Sensor Triggering Data Summary

Per FCC KDB Publication 616217 D04v01r02, this device was tested by the manufacturer to determine the proximity sensor triggering distances for the rear and bottom edge of the device. The measured output power within $\pm 5\text{mm}$ of the triggering points (or until touching the phantom) is included for rear and each applicable edge.

To ensure all production units are compliant it is necessary to test SAR at a distance 1mm less than the smallest distance from the device and SAR phantom (determined from these triggering tests according to the KDB 616217 D04v01r02) with the device at maximum output power without power reduction. These SAR tests are included in addition to the SAR tests for the device touching the SAR phantom, with reduced power.

We tested the power and got the different proximity sensor triggering distances for rear and bottom edge. But the manufacturer has declared 16mm (or 8mm) is the most conservative triggering distance for main antenna (or WiFi antenna). So base on the most conservative triggering distance of 16mm (or 8mm), additional SAR measurements were required at 15mm from the rear and bottom edge of main antenna and 7mm from the rear of WiFi antenna.

Since the conducted power cannot be tested when the sensor is switched on, the trigger distance is determined by the power return value in the device.

The power return value is 0, indicating that the device is in the normal power state for both main and WiFi antennas.

The power return value is 1, indicating that the device is in the low power state for main antenna.

The power return value is 2, indicating that the device is in the low power state for WiFi antenna.

Rear

Moving device toward the phantom:

The power return value (KDB 616217 6.2.6)											
Distance [mm]	21	20	19	18	17	16	15	14	13	12	11
Main antenna	0	0	0	0	0	1	1	1	1	1	1
Distance [mm]	13	12	11	10	9	8	7	6	5	4	3
WiFi antenna	0	0	0	2	2	2	2	2	2	2	2

Moving device away from the phantom:

The power return value (KDB 616217 6.2.6)											
Distance [mm]	11	12	13	14	15	16	17	18	19	20	21
Main antenna	1	1	1	1	1	1	1	1	1	1	1
Distance [mm]	3	4	5	6	7	8	9	10	11	12	13
WiFi antenna	2	2	2	2	2	2	2	2	2	2	2

Bottom Edge

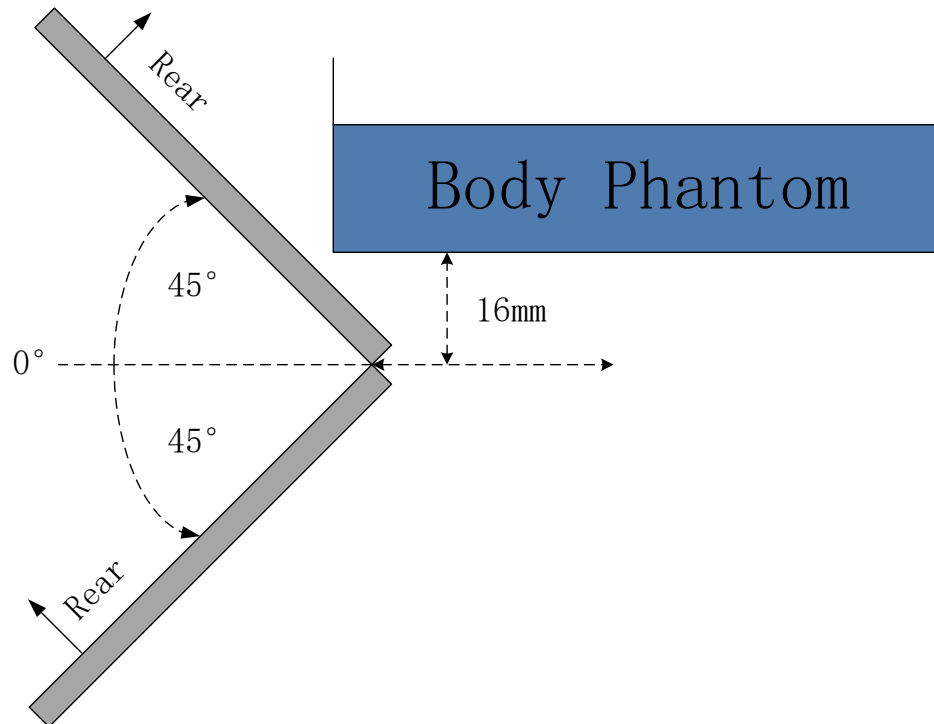
Moving device toward the phantom:

The power return value (KDB 616217 6.2.6)											
Distance [mm]	21	20	19	18	17	16	15	14	13	12	11
Main antenna	1	1	1	1	1	1	1	1	1	1	1

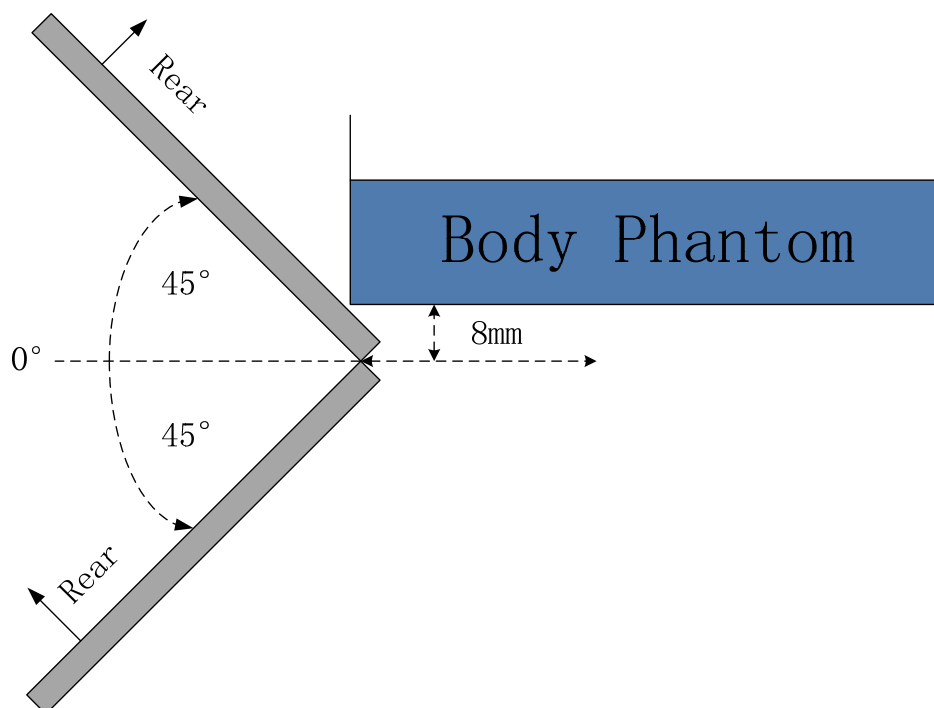
Moving device away from the phantom:

The power return value (KDB 616217 6.2.6)											
Distance [mm]	11	12	13	14	15	16	17	18	19	20	21
Main antenna	1	1	1	1	1	1	1	1	1	1	1

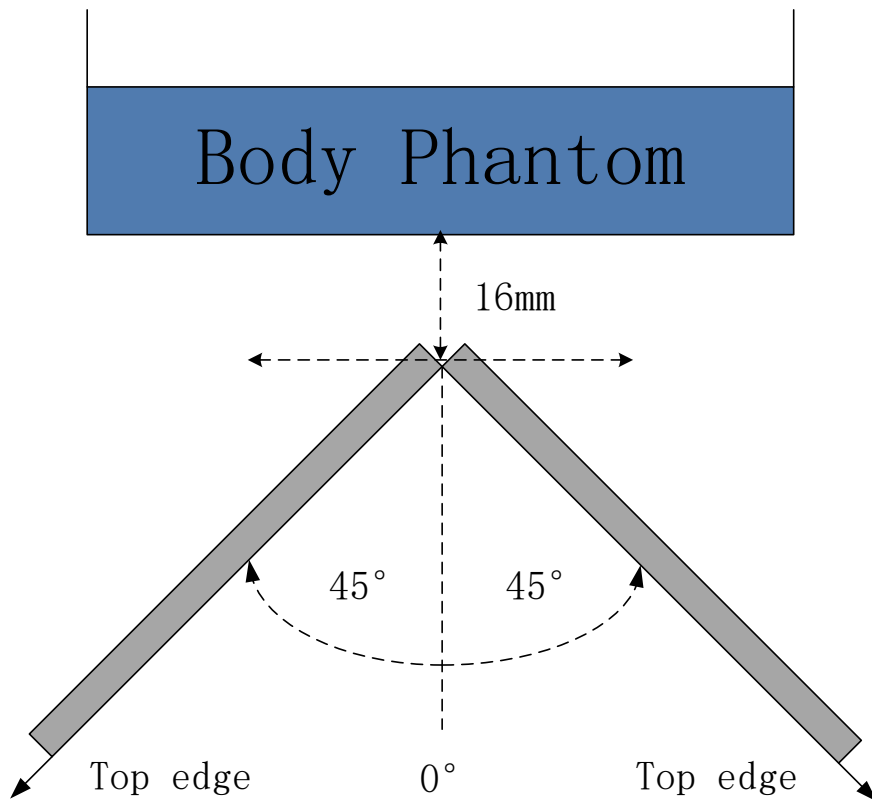
Per FCC KDB Publication 616217 D04v01r02, the influence of table tilt angles to proximity sensor triggering is determined by positioning each tablet edge that contains a transmitting antenna, perpendicular to the flat phantom, at the smallest sensor triggering test distance by rotating the tablet around the edge next to the phantom in $\leq 10^\circ$ increments until the tablet is $\pm 45^\circ$ or more from the vertical position at 0° .



The rear evaluation for main antenna






The rear evaluation for WiFi antenna



The bottom edge evaluation for main antenna

Based on the above evaluation, we come to the conclusion that the sensor triggering is not released and normal maximum output power is not restored within the $\pm 45^\circ$ range at the smallest sensor triggering test distance declared by manufacturer.

ANNEX J Accreditation Certificate

<p>United States Department of Commerce National Institute of Standards and Technology</p> <p>NVLAP[®]</p> <hr/> <p>Certificate of Accreditation to ISO/IEC 17025:2005</p> <hr/> <p>NVLAP LAB CODE: 600118-0</p> <p>Telecommunication Technology Labs, CAICT Beijing China</p> <p><i>is accredited by the National Voluntary Laboratory Accreditation Program for specific services, listed on the Scope of Accreditation, for:</i></p> <p>Electromagnetic Compatibility & Telecommunications</p> <p><i>This laboratory is accredited in accordance with the recognized International Standard ISO/IEC 17025:2005. This accreditation demonstrates technical competence for a defined scope and the operation of a laboratory quality management system (refer to joint ISO-ILAC-IAF Communiqué dated January 2009).</i></p> <table><tr><td><hr/><p>2016-09-29 through 2017-09-30 Effective Dates</p></td><td></td><td><hr/><p><i>[Signature]</i> For the National Voluntary Laboratory Accreditation Program</p></td></tr></table>		<hr/> <p>2016-09-29 through 2017-09-30 Effective Dates</p>		<hr/> <p><i>[Signature]</i> For the National Voluntary Laboratory Accreditation Program</p>
<hr/> <p>2016-09-29 through 2017-09-30 Effective Dates</p>		<hr/> <p><i>[Signature]</i> For the National Voluntary Laboratory Accreditation Program</p>		