



Test Photograph


Description: ERP Test Setup




Description: Substitution Antenna for ERP Test



Description: EIRP Test Setup



Description: Substitution Antenna for EIRP Test



Test Photograph

Test Mode: Mode 2

Description: Conducted Emission Test Setup




Test Mode: Mode 1

Description: Conducted Emission Test Setup




Test Mode: Mode 1


Description: Front view of Radiated Emission Test Setup (1-12.75GHz)



Description: Front view of Radiated Emission Test Setup (30-1000MHz)




Description: Back view of Radiated Emission Test Setup



Test Mode: Mode 2

Description: Front view of Radiated Emission Test Setup



Description: Back view of Radiated Emission Test Setup

