



et connected Vodafone

Mobile Wi-Fi

R219z

Vodafone
Power to you

10pen

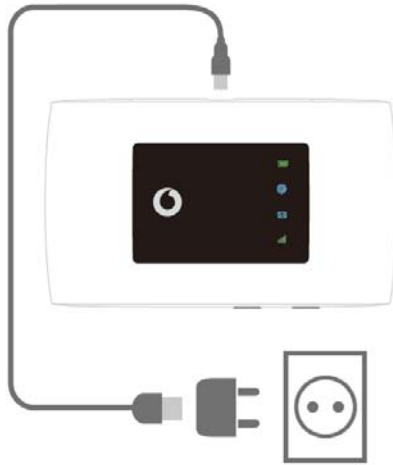


2 Insert microSIM




Note: usage of SIM card adapters could damage the SIM card card reader.

3 Charge



4Start



Push and hold
the power key

5Connect

Choose Wi-Fi on your computer, smartphone or tablet settings, then select your Mobile Wi-Fi network name.

Enter the password to connect and open the web app.

When you first connect to the network you may be asked to activate your SIM.

If you're asked to unlock your SIM card, go to <http://VodafoneMobile.wifi> and enter the PIN for your SIM.



Using the web interface at **VodafoneMobile.wifi**




You can log in the web interface using the password **admin**.

Then you can see your network and Wi-Fi status, how much data you have used, get help and support, and even send and receive SMS messages from your computer.






LED overview





Battery

	Low
	Charging
	Good





Wi-Fi signal

	Wi-Fi off
	WPS active
	Wi-Fi (WLAN) active

SMS text messages

	No unread SMS
	(slow blinking:) SMS Inbox full
	(fast blinking:) Device update available at VodafoneMobile.wifi
	Unread SMS

Mobile Broadband

	Connected to 4G
	Connected to 2G/3G
	Low signal
	No SIM detected, or PINcode required

FCC RF Exposure Information (SAR)

This device is designed and manufactured not to exceed the emission limits for exposure to radio frequency (RF) energy set by the Federal Communications Commission of the United States.

During SAR testing, this device was set to transmit at its highest certified power level in all tested frequency bands, and placed in positions that simulate RF exposure in usage against the head with no separation, and near the body with the separation of 10 mm. Although the SAR is determined at the highest certified power level, the actual SAR level of the

device while operating can be well below the maximum value. This is because the phone is designed to operate at multiple power levels so as to use only the power required to reach the network. In general, the closer you are to a wireless base station antenna, the lower the power output.

The exposure standard for wireless devices employing a unit of measurement is known as the Specific Absorption Rate, or SAR.

The SAR limit set by the FCC is 1.6W/kg. This device is complied with SAR for general population /uncontrolled exposure limits in ANSI/IEEE C95.1-1992 and had

been tested in accordance with the measurement methods and procedures specified in IEEE1528.

The FCC has granted an Equipment Authorization for this model phone with all reported SAR levels evaluated as in compliance with the FCC RF exposure guidelines. SAR information on this model phone is on file with the FCC and can be found under the Display Grant section of www.fcc.gov/oet/ea/fccid after searching on FCC ID: SRQ-R219Z.

For this device, the highest reported SAR value for usage near the body is 1.372W/kg.

While there may be differences between the SAR levels of various phones and at various positions, they all meet the government requirements.

SAR compliance for body-worn operation is based on a separation distance of 10 mm between the unit and the human body. Carry this device at least 10 mm away from your body to ensure RF exposure level compliant or lower to the reported level. To support bodyworn operation, choose the belt clips or holsters, which do not contain metallic components, to maintain a separation of 10 mm between this device and your body.

RF exposure compliance with any

body-worn accessory, which contains metal, was not tested and certified, and use such body-worn accessory should be avoided.

FCC Regulations

This device complies with part 15 of the FCC Rules. Operation is subject to the following two conditions: (1) This device may not cause harmful interference, and (2) this device must accept any interference received, including interference that may cause undesired operation.

This device has been tested and found to comply with the limits for a Class B digital device, pursuant to Part 15 of the

FCC Rules.

These limits are designed to provide reasonable protection against harmful interference in a residential installation. This equipment generates, uses and can radiate radio frequency energy and, if not installed and used in accordance with the instructions, may cause harmful interference to radio communications.

However, there is no guarantee that interference will not occur in a particular installation. If this equipment does cause harmful interference to radio or television reception, which can be determined by turning the equipment off and on, the user is encouraged to try to correct the

interference by one or more of the following measures:

- Reorient or relocate the receiving antenna.
- Increase the separation between the equipment and receiver.
- Connect the equipment into an outlet on a circuit different from that to which the receiver is connected.
- Consult the dealer or an experienced radio/TV technician for help.

CAUTION: Changes or modifications not expressly approved by the party responsible for compliance could void the user's authority to operate the equipment. The antenna(s) used for this transmitter

must not be co-located or operating in conjunction with any other antenna or transmitter.