



SETUP PHOTOGRAPHS

This document contains 18 photographs

Photograph No.1
Conducted spurious emissions measurement setup




Photograph No.2
Radiated emissions measurement setup in the anechoic chamber with loop antenna,
EUT with external antenna



Photograph No.3
Radiated emissions measurement setup in the anechoic chamber with loop antenna,
EUT with internal antenna



Photograph No.4
Radiated emissions measurement setup in the anechoic chamber
with biconilog antenna, EUT with external antenna




Photograph No.5
Radiated emissions measurement setup in the anechoic chamber
with biconilog antenna, EUT with internal antenna



Photograph No.6
Radiated emissions measurement setup in the anechoic chamber with double ridged
guide antenna, EUT with external antenna




Photograph No.7
Radiated emissions measurement setup in the anechoic chamber with double ridged
guide antenna, EUT with internal antenna



Photograph No.8
Radiated emissions measurement setup in the anechoic chamber,
EUT with internal antenna



Photograph No.9
Radiated emissions measurement setup in the anechoic chamber,
EUT with internal antenna



Photograph No.10
Radiated emissions measurement setup at the OATS with double ridged guide antenna, EUT with external antenna



Photograph No.11
Radiated emissions measurement setup at the OATS with double ridged guide antenna, EUT with internal antenna



Photograph No.12
Radiated emissions measurement setup at the OATS,
EUT with internal antenna




Photograph No.13
Radiated emissions measurement setup at the OATS,
EUT with internal antenna



Photograph No.14
Unintentional radiated emissions measurement setup in the anechoic chamber
with biconilog antenna



Photograph No.15
Unintentional radiated emissions measurement setup in the anechoic chamber with double ridged guide antenna



Photograph No.16
Unintentional radiated emissions measurement,
EUT with external antenna configuration



Photograph No.17
Conducted emissions measurement setup



Photograph No.18
Conducted emissions measurement setup

