








## 11. SETUP PHOTOS

RADIATED AND POWERLINE CONDUCTED EMISSIONS MEASUREMENT SETUP	
	
RADIATED FRONT PHOTO (BELOW 1 GHz)	RADIATED BACK PHOTO (BELOW 1 GHz)
	
RADIATED FRONT PHOTO (ABOVE 1 GHz)	RADIATED BACK PHOTO (ABOVE 1 GHz)
	
LINE CONDUCTED FRONT PHOTO	LINE CONDUCTED SIDE VIEW PHOTO


**ANTENNA PORT CONDUCTED RF MEASUREMENT SETUP AND  
RADIATED RF MEASUREMENT SETUP FOR PORTABLE CONFIGURATION**




ANTENNA PORT CONDUCTED PHOTO



X-AXIS FRONT PHOTO




Y-AXIS FRONT PHOTO



Z-AXIS FRONT PHOTO


**RADIATED RF MEASUREMENT SETUP FOR PORTABLE CONFIGURATION WITH SMART CASE**



**RADIATED EMISSION PHOTO**



**X-AXIS FRONT PHOTO**



**Y-AXIS FRONT PHOTO**



**Z-AXIS FRONT PHOTO**

**END OF REPORT**