



APPENDIX E: DUT ANTENNA DIAGRAM & SAR TEST SETUP PHOTOGRAPHS

FCC ID: ZNFG900TM	 <small>Proud to be part of element</small>	SAR EVALUATION REPORT		Approved by: Quality Manager
Test Dates: 06/15/20 - 07/30/20	DUT Type: Portable Handset			APPENDIX E: Page 1 of 23

Note: Exact antenna dimensions and separation distances are shown in the Technical Descriptions in the FCC Filing.

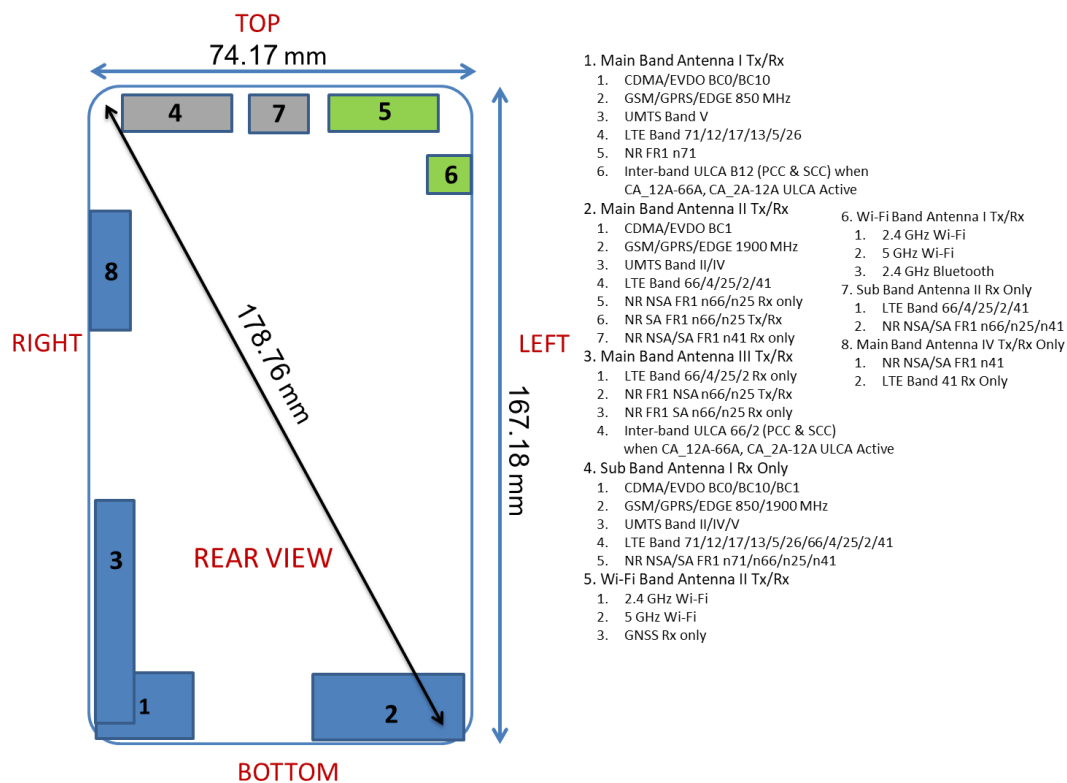




Figure E-1
DUT Antenna Locations

FCC ID: ZNFG900TM	 PCTEST Proud to be part of element	SAR EVALUATION REPORT	 LG	Approved by: Quality Manager
Test Dates: 06/15/20 - 07/30/20	DUT Type: Portable Handset			APPENDIX E: Page 2 of 23

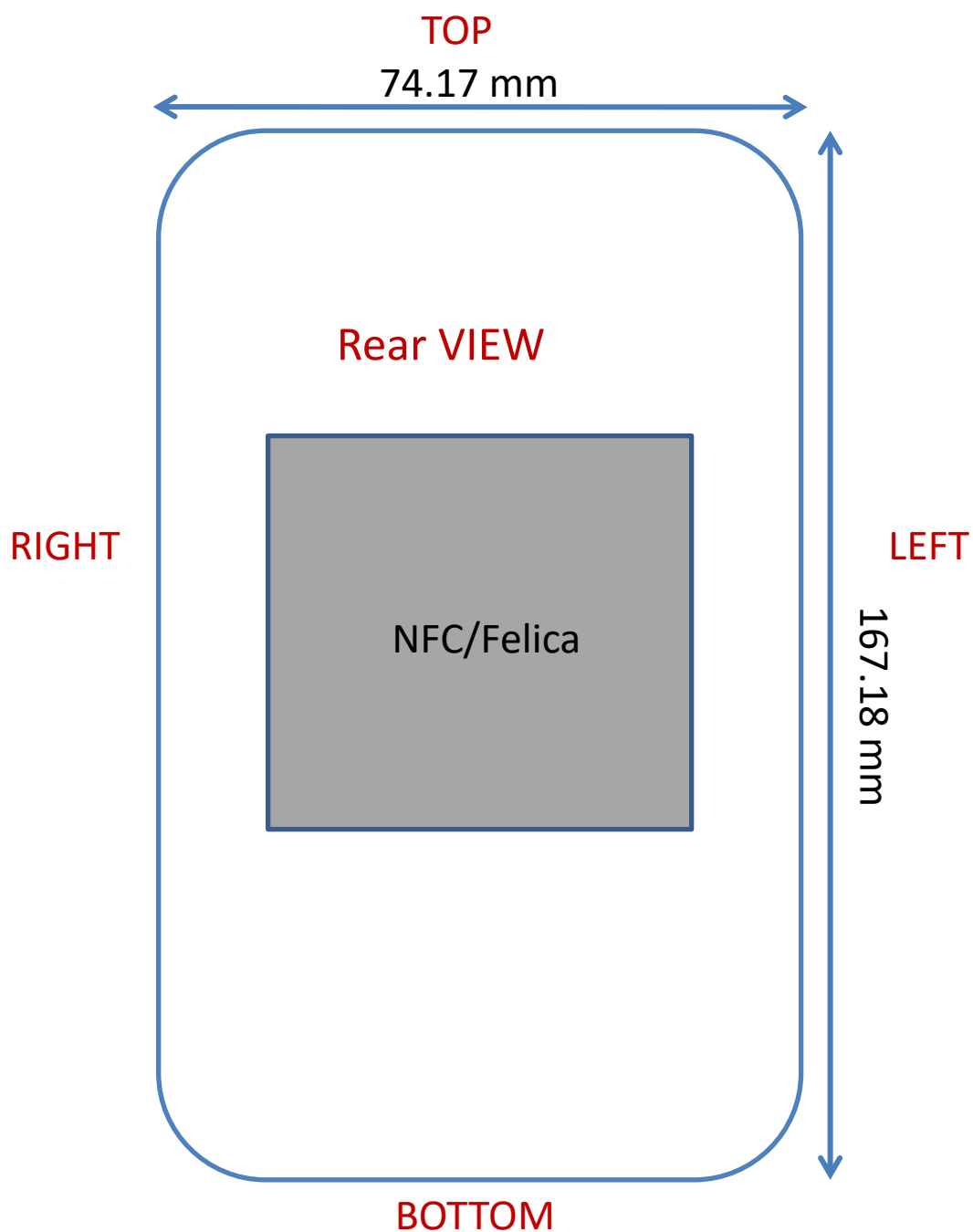







Figure E-2
NFC/Felica Antenna Location



FCC ID: ZNFG900TM	 PCTEST Proud to be part of  element	SAR EVALUATION REPORT	 LG	Approved by: Quality Manager
Test Dates: 06/15/20 - 07/30/20	DUT Type: Portable Handset			APPENDIX E: Page 3 of 23




SAR Test Setup Photo 1 – Right Cheek




SAR Test Setup Photo 2 – Right Cheek with Dual Display Accessory Position #1



FCC ID: ZNFG900TM	 PCTEST <small>Proud to be part of element</small>	SAR EVALUATION REPORT	 LG	Approved by: Quality Manager
Test Dates: 06/15/20 - 07/30/20	DUT Type: Portable Handset			APPENDIX E: Page 4 of 23




SAR Test Setup Photo 3 – Right Cheek with Dual Display Accessory Position #3




SAR Test Setup Photo 4 – Right Tilt



FCC ID: ZNFG900TM	 PCTEST <small>Proud to be part of element</small>	SAR EVALUATION REPORT	 LG	Approved by: Quality Manager
Test Dates: 06/15/20 - 07/30/20	DUT Type: Portable Handset			APPENDIX E: Page 5 of 23




SAR Test Setup Photo 5 – Left Cheek




SAR Test Setup Photo 6 – Left Tilt



FCC ID: ZNFG900TM	 PCTEST <small>Proud to be part of element</small>	SAR EVALUATION REPORT	 LG	Approved by: Quality Manager
Test Dates: 06/15/20 - 07/30/20	DUT Type: Portable Handset	APPENDIX E: Page 6 of 23		




SAR Test Setup Photo 7 – Back Side at 10 mm




SAR Test Setup Photo 8 – Back Side at 2 mm



FCC ID: ZNFG900TM	 PCTEST <small>Proud to be part of element</small>	SAR EVALUATION REPORT	 LG	Approved by: Quality Manager
Test Dates: 06/15/20 - 07/30/20	DUT Type: Portable Handset			APPENDIX E: Page 7 of 23




SAR Test Setup Photo 9 – Back Side at 0 mm



SAR Test Setup Photo 10 – Back Side with Dual Display Accessory Position #1 at 10 mm




FCC ID: ZNFG900TM	 PCTEST <small>Proud to be part of element</small>	SAR EVALUATION REPORT	 LG	Approved by: Quality Manager
Test Dates: 06/15/20 - 07/30/20	DUT Type: Portable Handset			APPENDIX E: Page 8 of 23




SAR Test Setup Photo 11 – Back Side with Dual Display Accessory Position #2 at 10 mm




SAR Test Setup Photo 12 – Back Side with Dual Display Accessory Position #3 at 10 mm



FCC ID: ZNFG900TM	 PCTEST Proud to be part of  element	SAR EVALUATION REPORT	 LG	Approved by: Quality Manager
Test Dates: 06/15/20 - 07/30/20	DUT Type: Portable Handset			APPENDIX E: Page 9 of 23



SAR Test Setup Photo 13 – Back Side with Dual Display Accessory Position #1 at 0 mm




SAR Test Setup Photo 14 – Back Side with Dual Display Accessory Position #2 at 0 mm



FCC ID: ZNFG900TM	 PCTEST <small>Proud to be part of element</small>	SAR EVALUATION REPORT	 LG	Approved by: Quality Manager
Test Dates: 06/15/20 - 07/30/20	DUT Type: Portable Handset			APPENDIX E: Page 10 of 23




SAR Test Setup Photo 15 – Back Side with Dual Display Accessory Position #3 at 0 mm




SAR Test Setup Photo 16 – Front Side at 10 mm



FCC ID: ZNFG900TM	 PCTEST <small>Proud to be part of element</small>	SAR EVALUATION REPORT	 LG	Approved by: Quality Manager
Test Dates: 06/15/20 - 07/30/20	DUT Type: Portable Handset			APPENDIX E: Page 11 of 23




SAR Test Setup Photo 17 – Front Side at 1 mm




SAR Test Setup Photo 18 – Front Side at 0 mm



FCC ID: ZNFG900TM	 PCTEST <small>Proud to be part of element</small>	SAR EVALUATION REPORT	 LG	Approved by: Quality Manager
Test Dates: 06/15/20 - 07/30/20	DUT Type: Portable Handset			APPENDIX E: Page 12 of 23




SAR Test Setup Photo 19 – Front Side with Dual Display Accessory Position #1 at 10 mm




SAR Test Setup Photo 20 – Front Side with Dual Display Accessory Position #2 at 10 mm



FCC ID: ZNFG900TM	 PCTEST <small>Proud to be part of element</small>	SAR EVALUATION REPORT	 LG	Approved by: Quality Manager
Test Dates: 06/15/20 - 07/30/20	DUT Type: Portable Handset			APPENDIX E: Page 13 of 23




SAR Test Setup Photo 21 – Front Side with Dual Display Accessory Position #3 at 10 mm




SAR Test Setup Photo 22 – Front Side with Dual Display Accessory Position #3 at 0 mm



FCC ID: ZNFG900TM	 PCTEST <small>Proud to be part of element</small>	SAR EVALUATION REPORT	 LG	Approved by: Quality Manager
Test Dates: 06/15/20 - 07/30/20	DUT Type: Portable Handset			APPENDIX E: Page 14 of 23




SAR Test Setup Photo 23 – Top Edge at 10 mm




SAR Test Setup Photo 24 – Top Edge at 0 mm



FCC ID: ZNFG900TM	 PCTEST <small>Proud to be part of element</small>	SAR EVALUATION REPORT	 LG	Approved by: Quality Manager
Test Dates: 06/15/20 - 07/30/20	DUT Type: Portable Handset			APPENDIX E: Page 15 of 23




SAR Test Setup Photo 25 – Bottom Edge at 10 mm



SAR Test Setup Photo 26 – Bottom Edge at 3 mm



FCC ID: ZNFG900TM	 PCTEST <small>Proud to be part of element</small>	SAR EVALUATION REPORT	 LG	Approved by: Quality Manager
Test Dates: 06/15/20 - 07/30/20	DUT Type: Portable Handset			APPENDIX E: Page 16 of 23




SAR Test Setup Photo 27 – Bottom Edge at 0 mm




SAR Test Setup Photo 28 – Bottom Edge with Dual Display Accessory Position #1 at 10 mm




FCC ID: ZNFG900TM	 PCTEST <small>Proud to be part of element</small>	SAR EVALUATION REPORT	 LG	Approved by: Quality Manager
Test Dates: 06/15/20 - 07/30/20	DUT Type: Portable Handset			APPENDIX E: Page 17 of 23




SAR Test Setup Photo 29 – Bottom Edge with Dual Display Accessory Position #1 at 0 mm




SAR Test Setup Photo 30 – Right Edge at 10 mm



FCC ID: ZNFG900TM	 PCTEST Proud to be part of  element	SAR EVALUATION REPORT	 LG	Approved by: Quality Manager
Test Dates: 06/15/20 - 07/30/20	DUT Type: Portable Handset			APPENDIX E: Page 18 of 23



SAR Test Setup Photo 31 – Right Edge at 2 mm



SAR Test Setup Photo 32 – Right Edge at 0 mm



FCC ID: ZNFG900TM	 PCTEST <small>Proud to be part of element</small>	SAR EVALUATION REPORT	 LG	Approved by: Quality Manager
Test Dates: 06/15/20 - 07/30/20	DUT Type: Portable Handset			APPENDIX E: Page 19 of 23




SAR Test Setup Photo 33 – Right Edge with Dual Display Accessory Position #1 at 10 mm




SAR Test Setup Photo 34 – Right Edge with Dual Display Accessory Position #1 at 0 mm



FCC ID: ZNFG900TM	 PCTEST <small>Proud to be part of element</small>	SAR EVALUATION REPORT	 LG	Approved by: Quality Manager
Test Dates: 06/15/20 - 07/30/20	DUT Type: Portable Handset			APPENDIX E: Page 20 of 23



SAR Test Setup Photo 35 – Left Edge at 10 mm



SAR Test Setup Photo 36 – Left Edge at 0 mm



FCC ID: ZNFG900TM	 PCTEST <small>Proud to be part of element</small>	SAR EVALUATION REPORT	 LG	Approved by: Quality Manager
Test Dates: 06/15/20 - 07/30/20	DUT Type: Portable Handset			APPENDIX E: Page 21 of 23



SAR Test Setup Photo 37 – Left Edge with Dual Display Accessory Position #1 at 10 mm





SAR Test Setup Photo 38 – Left Edge with Dual Display Accessory Position #1 at 0 mm

FCC ID: ZNFG900TM	 PCTEST <small>Proud to be part of element</small>	SAR EVALUATION REPORT	 LG	Approved by: Quality Manager
Test Dates: 06/15/20 - 07/30/20	DUT Type: Portable Handset			APPENDIX E: Page 22 of 23



SAR Test Setup Photo 39: Horizontal and Vertical Reference Lines

FCC ID: ZNFG900TM	 PCTEST <small>Proud to be part of element</small>	SAR EVALUATION REPORT	 LG	Approved by: Quality Manager
Test Dates: 06/15/20 - 07/30/20	DUT Type: Portable Handset			APPENDIX E: Page 23 of 23