

**Measurement Result for 12.5 KHz Channel Separation @ 453.225MHz-35W**

Emission Frequency (MHz)	Ant. Polarity(H/V)	Measurement Result (dBm)	Limit (dBm)	Result(P/F)
453.225	H	0		pass
906.450	H	-27.48	-20	pass
1359.675	H	-25.76	-20	pass
1812.900	H	-28.85	-20	pass
2266.125	H	-28.30	-20	pass
2719.350	H	-31.85	-20	pass
3172.575	H	-34.94	-20	pass
3625.800	H	-29.49	-20	pass
4079.025	H	-34.05	-20	pass
4532.250	H	-35.29	-20	pass

Emission Frequency (MHz)	Ant. Polarity(H/V)	Measurement Result (dBm)	Limit (dBm)	Result(P/F)
453.225	V	0		pass
906.450	V	-27.21	-20	pass
1359.675	V	-27.18	-20	pass
1812.900	V	-29.32	-20	pass
2266.125	V	-29.36	-20	pass
2719.350	V	-30.73	-20	pass
3172.575	V	-33.44	-20	pass
3625.800	V	-29.31	-20	pass
4079.025	V	-32.03	-20	pass
4532.250	V	-33.27	-20	pass

Any report having not been signed by authorized approver, or having been altered without authorization, or having not been stamped by the "Dedicated Testing/Inspection Stamp" is deemed to be invalid. Copying or excerpting portion of, or altering the content of the report is not permitted without the written authorization of AGC. The test results presented in the report apply only to the tested sample. Any objections to report issued by AGC should be submitted to AGC within 15days after the issuance of the test report. Further enquiry of validity or verification of the test report should be addressed to AGC by agc@agc-cert.com.

Attestation of Global Compliance(Shenzhen)Co., Ltd  
Attestation of Global Compliance(Shenzhen)Std & Tech Co., Ltd  
Tel: +86-755 2523 4088 E-mail: agc@agc-cert.com Web: http://cn.agc-cert.com/



**Measurement Result for 12.5 KHz Channel Separation @ 454.025MHz-35W**

Emission Frequency (MHz)	Ant. Polarity(H/V)	Measurement Result (dBm)	Limit (dBm)	Result(P/F)
454.025	H	0		pass
908.050	H	-25.48	-20	pass
1362.075	H	-27.90	-20	pass
1816.100	H	-29.27	-20	pass
2270.125	H	-30.45	-20	pass
2724.150	H	-31.11	-20	pass
3178.175	H	-32.67	-20	pass
3632.200	H	-29.14	-20	pass
4086.225	H	-31.83	-20	pass
4540.250	H	-33.15	-20	pass

Emission Frequency (MHz)	Ant. Polarity(H/V)	Measurement Result (dBm)	Limit (dBm)	Result(P/F)
454.025	V	0		pass
908.050	V	-25.56	-20	pass
1362.075	V	-26.78	-20	pass
1816.100	V	-29.33	-20	pass
2270.125	V	-31.73	-20	pass
2724.150	V	-30.23	-20	pass
3178.175	V	-31.66	-20	pass
3632.200	V	-31.82	-20	pass
4086.225	V	-34.28	-20	pass
4540.250	V	-33.96	-20	pass

Any report having not been signed by authorized approver, or having been altered without authorization, or having not been stamped by the "Dedicated Testing/Inspection Stamp" is deemed to be invalid. Copying or excerpting portion of, or altering the content of the report is not permitted without the written authorization of AGC. The test results presented in the report apply only to the tested sample. Any objections to report issued by AGC should be submitted to AGC within 15days after the issuance of the test report. Further enquiry of validity or verification of the test report should be addressed to AGC by agc@agc-cert.com.

Attestation of Global Compliance(Shenzhen)Co., Ltd  
Attestation of Global Compliance(Shenzhen)Std & Tech Co., Ltd  
Tel: +86-755 2523 4088 E-mail: agc@agc-cert.com Web: http://cn.agc-cert.com/



**Measurement Result for 12.5 KHz Channel Separation @ 479.975MHz-35W**

Emission Frequency (MHz)	Ant. Polarity(H/V)	Measurement Result (dBm)	Limit (dBm)	Result(P/F)
479.975	H	0		pass
959.950	H	-27.18	-20	pass
1439.925	H	-28.29	-20	pass
1919.900	H	-28.88	-20	pass
2399.875	H	-30.56	-20	pass
2879.850	H	-31.18	-20	pass
3359.825	H	-34.08	-20	pass
3839.800	H	-30.48	-20	pass
4319.775	H	-30.83	-20	pass
4799.750	H	-34.56	-20	pass

Emission Frequency (MHz)	Ant. Polarity(H/V)	Measurement Result (dBm)	Limit (dBm)	Result(P/F)
479.975	V	0		pass
959.950	V	-27.04	-20	pass
1439.925	V	-28.41	-20	pass
1919.900	V	-29.27	-20	pass
2399.875	V	-30.30	-20	pass
2879.850	V	-31.52	-20	pass
3359.825	V	-31.14	-20	pass
3839.800	V	-29.76	-20	pass
4319.775	V	-31.14	-20	pass
4799.750	V	-33.99	-20	pass

Any report having not been signed by authorized approver, or having been altered without authorization, or having not been stamped by the "Dedicated Testing/Inspection Stamp" is deemed to be invalid. Copying or excerpting portion of, or altering the content of the report is not permitted without the written authorization of AGC. The test results presented in the report apply only to the tested sample. Any objections to report issued by AGC should be submitted to AGC within 15days after the issuance of the test report. Further enquiry of validity or verification of the test report should be addressed to AGC by agc@agc-cert.com.

Attestation of Global Compliance(Shenzhen)Co., Ltd  
Attestation of Global Compliance(Shenzhen)Std & Tech Co., Ltd  
Tel: +86-755 2523 4088 E-mail: agc@agc-cert.com Web: http://cn.agc-cert.com/



**Measurement Result for 12.5 KHz Channel Separation @ 400.025MHz-5W**

Emission Frequency (MHz)	Ant. Polarity(H/V)	Measurement Result (dBm)	Limit (dBm)	Result(P/F)
400.025	H	0		pass
800.050	H	-26.63	-20	pass
1200.075	H	-28.36	-20	pass
1600.100	H	-28.52	-20	pass
2000.125	H	-30.49	-20	pass
2400.150	H	-31.75	-20	pass
2800.175	H	-32.06	-20	pass
3200.200	H	-28.72	-20	pass
3600.225	H	-30.36	-20	pass
4000.250	H	-33.85	-20	pass

Emission Frequency (MHz)	Ant. Polarity(H/V)	Measurement Result (dBm)	Limit (dBm)	Result(P/F)
400.025	V	0		pass
800.050	V	-25.51	-20	pass
1200.075	V	-27.33	-20	pass
1600.100	V	-27.98	-20	pass
2000.125	V	-29.90	-20	pass
2400.150	V	-30.03	-20	pass
2800.175	V	-32.75	-20	pass
3200.200	V	-27.97	-20	pass
3600.225	V	-31.78	-20	pass
4000.250	V	-33.15	-20	pass

Any report having not been signed by authorized approver, or having been altered without authorization, or having not been stamped by the "Dedicated Testing/Inspection Stamp" is deemed to be invalid. Copying or excerpting portion of, or altering the content of the report is not permitted without the written authorization of AGC. The test results presented in the report apply only to the tested sample. Any objections to report issued by AGC should be submitted to AGC within 15days after the issuance of the test report. Further enquiry of validity or verification of the test report should be addressed to AGC by agc@agc-cert.com.

Attestation of Global Compliance(Shenzhen)Co., Ltd  
Attestation of Global Compliance(Shenzhen)Std & Tech Co., Ltd  
Tel: +86-755 2523 4088 E-mail: agc@agc-cert.com Web: http://cn.agc-cert.com/





**Measurement Result for 12.5 KHz Channel Separation @ 453.225MHz-5W**

Emission Frequency (MHz)	Ant. Polarity(H/V)	Measurement Result (dBm)	Limit (dBm)	Result(P/F)
453.225	H	0		pass
906.450	H	-25.79	-20	pass
1359.675	H	-29.26	-20	pass
1812.900	H	-30.62	-20	pass
2266.125	H	-31.71	-20	pass
2719.350	H	-31.97	-20	pass
3172.575	H	-29.23	-20	pass
3625.800	H	-27.94	-20	pass
4079.025	H	-33.87	-20	pass
4532.250	H	-35.80	-20	pass

Emission Frequency (MHz)	Ant. Polarity(H/V)	Measurement Result (dBm)	Limit (dBm)	Result(P/F)
453.225	V	0		pass
906.450	V	-25.77	-20	pass
1359.675	V	-29.24	-20	pass
1812.900	V	-29.67	-20	pass
2266.125	V	-31.40	-20	pass
2719.350	V	-32.09	-20	pass
3172.575	V	-29.06	-20	pass
3625.800	V	-27.97	-20	pass
4079.025	V	-33.87	-20	pass
4532.250	V	-35.86	-20	pass

Any report having not been signed by authorized approver, or having been altered without authorization, or having not been stamped by the "Dedicated Testing/Inspection Stamp" is deemed to be invalid. Copying or excerpting portion of, or altering the content of the report is not permitted without the written authorization of AGC. The test results presented in the report apply only to the tested sample. Any objections to report issued by AGC should be submitted to AGC within 15days after the issuance of the test report. Further enquiry of validity or verification of the test report should be addressed to AGC by agc@agc-cert.com.

Attestation of Global Compliance(Shenzhen)Co., Ltd  
Attestation of Global Compliance(Shenzhen)Std & Tech Co., Ltd  
Tel: +86-755 2523 4088 E-mail: agc@agc-cert.com Web: http://cn.agc-cert.com/



**Measurement Result for 12.5 KHz Channel Separation @ 454.025MHz-5W**

Emission Frequency (MHz)	Ant. Polarity(H/V)	Measurement Result (dBm)	Limit (dBm)	Result(P/F)
454.025	H	0		pass
908.050	H	-29.83	-20	pass
1362.075	H	-27.92	-20	pass
1816.100	H	-28.86	-20	pass
2270.125	H	-31.09	-20	pass
2724.150	H	-30.62	-20	pass
3178.175	H	-30.71	-20	pass
3632.200	H	-29.08	-20	pass
4086.225	H	-31.65	-20	pass
4540.250	H	-34.38	-20	pass

Emission Frequency (MHz)	Ant. Polarity(H/V)	Measurement Result (dBm)	Limit (dBm)	Result(P/F)
479.975	V	0		pass
959.950	V	-27.16	-20	pass
1439.925	V	-28.15	-20	pass
1919.900	V	-30.55	-20	pass
2399.875	V	-30.41	-20	pass
2879.850	V	-28.80	-20	pass
3359.825	V	-32.39	-20	pass
3839.800	V	-27.93	-20	pass
4319.775	V	-30.58	-20	pass
4799.750	V	-32.93	-20	pass

Any report having not been signed by authorized approver, or having been altered without authorization, or having not been stamped by the "Dedicated Testing/Inspection Stamp" is deemed to be invalid. Copying or excerpting portion of, or altering the content of the report is not permitted without the written authorization of AGC. The test results presented in the report apply only to the tested sample. Any objections to report issued by AGC should be submitted to AGC within 15days after the issuance of the test report. Further enquiry of validity or verification of the test report should be addressed to AGC by agc@agc-cert.com.

Attestation of Global Compliance(Shenzhen)Co., Ltd  
Attestation of Global Compliance(Shenzhen)Std & Tech Co., Ltd  
Tel: +86-755 2523 4088 E-mail: agc@agc-cert.com Web: http://cn.agc-cert.com/



**Measurement Result for 12.5 KHz Channel Separation @ 479.975MHz-5W**

Emission Frequency (MHz)	Ant. Polarity(H/V)	Measurement Result (dBm)	Limit (dBm)	Result(P/F)
479.975	H	0		pass
959.950	H	-26.91	-20	pass
1439.925	H	-28.47	-20	pass
1919.900	H	-29.77	-20	pass
2399.875	H	-31.05	-20	pass
2879.850	H	-29.97	-20	pass
3359.825	H	-32.00	-20	pass
3839.800	H	-28.30	-20	pass
4319.775	H	-34.20	-20	pass
4799.750	H	-35.15	-20	pass

Emission Frequency (MHz)	Ant. Polarity(H/V)	Measurement Result (dBm)	Limit (dBm)	Result(P/F)
479.975	V	0		pass
959.950	V	-27.35	-20	pass
1439.925	V	-29.50	-20	pass
1919.900	V	-29.13	-20	pass
2399.875	V	-29.62	-20	pass
2879.850	V	-30.13	-20	pass
3359.825	V	-32.29	-20	pass
3839.800	V	-28.54	-20	pass
4319.775	V	-31.71	-20	pass
4799.750	V	-34.50	-20	pass

Any report having not been signed by authorized approver, or having been altered without authorization, or having not been stamped by the "Dedicated Testing/Inspection Stamp" is deemed to be invalid. Copying or excerpting portion of, or altering the content of the report is not permitted without the written authorization of AGC. The test results presented in the report apply only to the tested sample. Any objections to report issued by AGC should be submitted to AGC within 15days after the issuance of the test report. Further enquiry of validity or verification of the test report should be addressed to AGC by agc@agc-cert.com.

Attestation of Global Compliance(Shenzhen)Co., Ltd  
Attestation of Global Compliance(Shenzhen)Std & Tech Co., Ltd  
Tel: +86-755 2523 4088 E-mail: agc@agc-cert.com Web: http://cn.agc-cert.com/




## 8.5 EMISSION MASK PLOT

The detailed procedure employed for Emission Mask measurements are specified as following:

-Connect the equipment as illustrated.

-Spectrum set as follow:

1. Centre frequency = fundamental frequency, Span=50KHz for 12.5kHz and 25kHz channel spacing, RBW=100Hz, VBW=300Hz for 12.5kHz, RBW=300Hz, VBW=1000Hz for 25kHz, Sweep = auto, Detector function = peak, Trace = max hold
2. Key the transmitter, and set the level of the unmodulated carrier to a full scale reference line. This is the 0dB reference for the measurement.
3. Modulate the transmitter with a 2500 Hz sine wave at an input level 16 dB greater than that necessary to produce 50% of rated system deviation(Rated system deviation is 2.5 kHz for 12.5kHz channel spacing). The input level shall be established at the frequency of maximum response of the audio modulating circuit.
4. Transmitters employing digital modulation techniques that bypass the limiter and the audio low-pass filter shall be modulated as specified by the manufacturer
5. Measure and record the results in the test report.



Any report having not been signed by authorized approver, or having been altered without authorization, or having not been stamped by the "Dedicated Testing/Inspection Stamp" is deemed to be invalid. Copying or excerpting portion of, or altering the content of the report is not permitted without the written authorization of AGC. The test results presented in the report apply only to the tested sample. Any objections to report issued by AGC should be submitted to AGC within 15days after the issuance of the test report. Further enquiry of validity or verification of the test report should be addressed to AGC by agc@agc-cert.com.

Attestation of Global Compliance(Shenzhen)Co., Ltd

Attestation of Global Compliance(Shenzhen)Std & Tech Co., Ltd

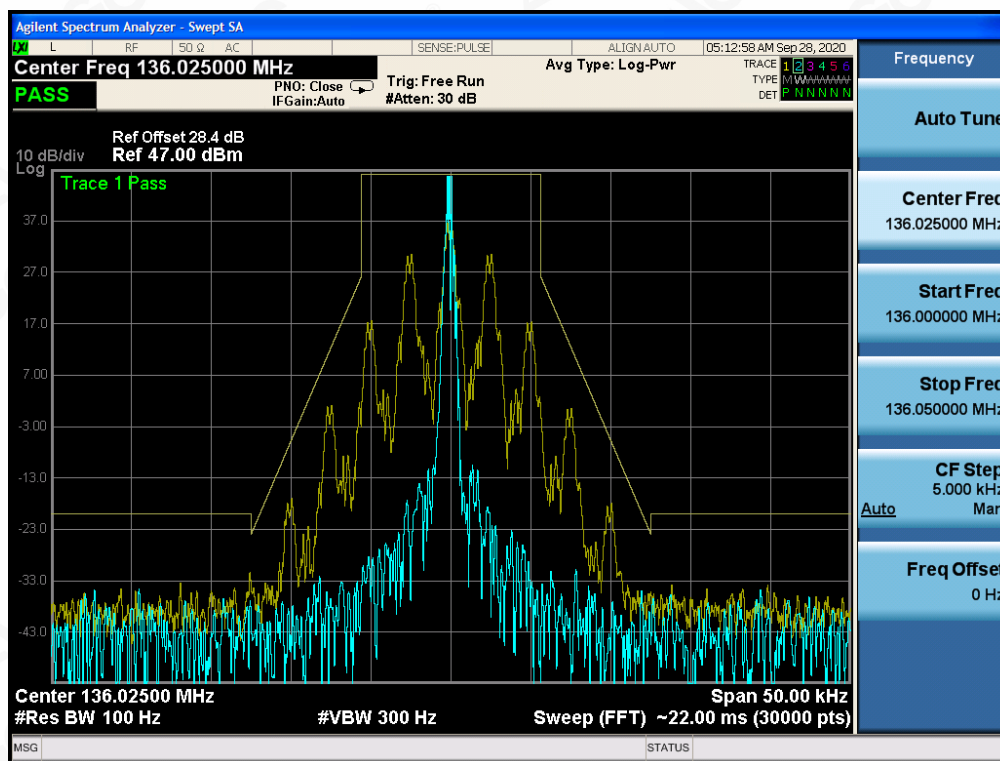
Tel: +86-755 2523 4088 E-mail: agc@agc-cert.com Web: http://cn.agc-cert.com/



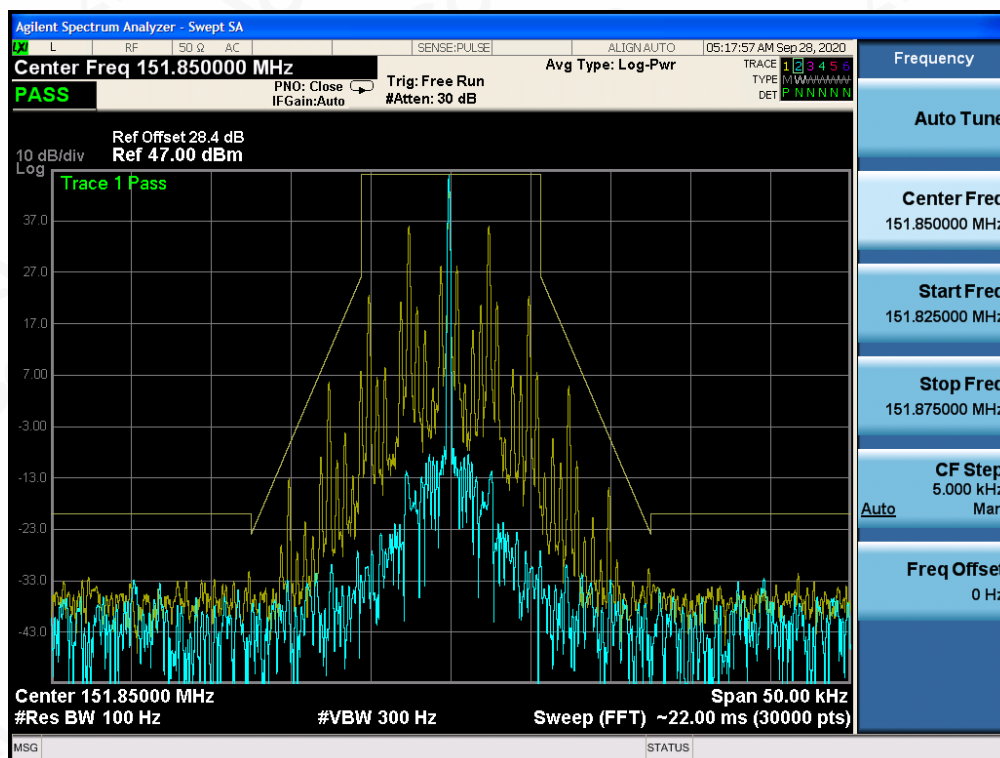


VHF:  
Analog:

**The Worst Emission Mask D for (136.025MHz) of 12.5 KHz channel Separation (40W)**



**The Worst Emission Mask D for (151.85MHz) of 12.5 KHz channel Separation (40W)**

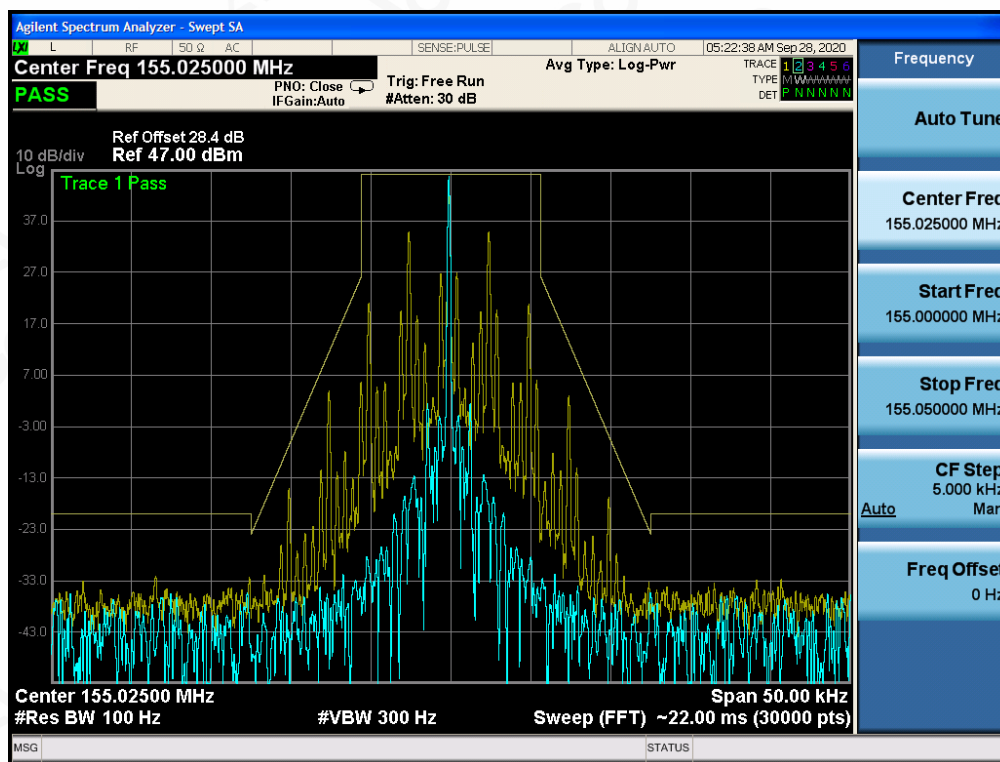


Any report having not been signed by authorized approver, or having been altered without authorization, or having not been stamped by the "Dedicated Testing/Inspection Stamp" is deemed to be invalid. Copying or excerpting portion of, or altering the content of the report is not permitted without the written authorization of AGC. The test results presented in the report apply only to the tested sample. Any objections to report issued by AGC should be submitted to AGC within 15days after the issuance of the test report. Further enquiry of validity or verification of the test report should be addressed to AGC by agc@agc-cert.com.

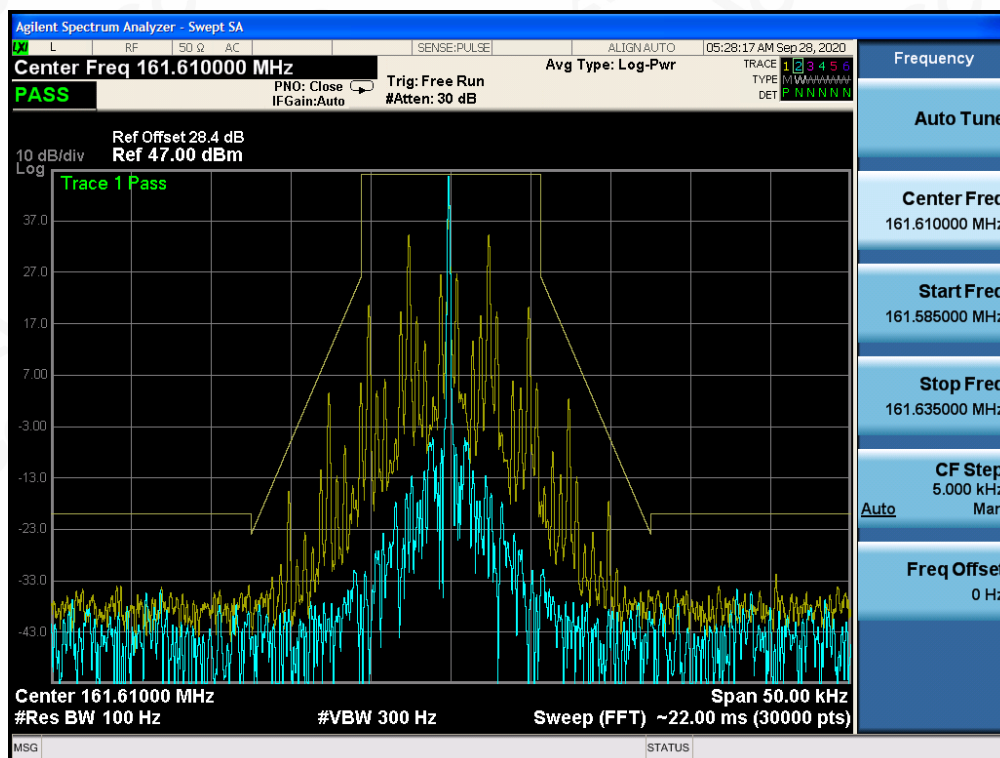
Attestation of Global Compliance(Shenzhen)Co., Ltd  
Attestation of Global Compliance(Shenzhen)Std & Tech Co., Ltd  
Tel: +86-755 2523 4088 E-mail: agc@agc-cert.com Web: http://cn.agc-cert.com/



### The Worst Emission Mask D for (155.025MHz) of 12.5 KHz channel Separation (40W)



### The Worst Emission Mask D for (161.61MHz) of 12.5 KHz channel Separation (40W)

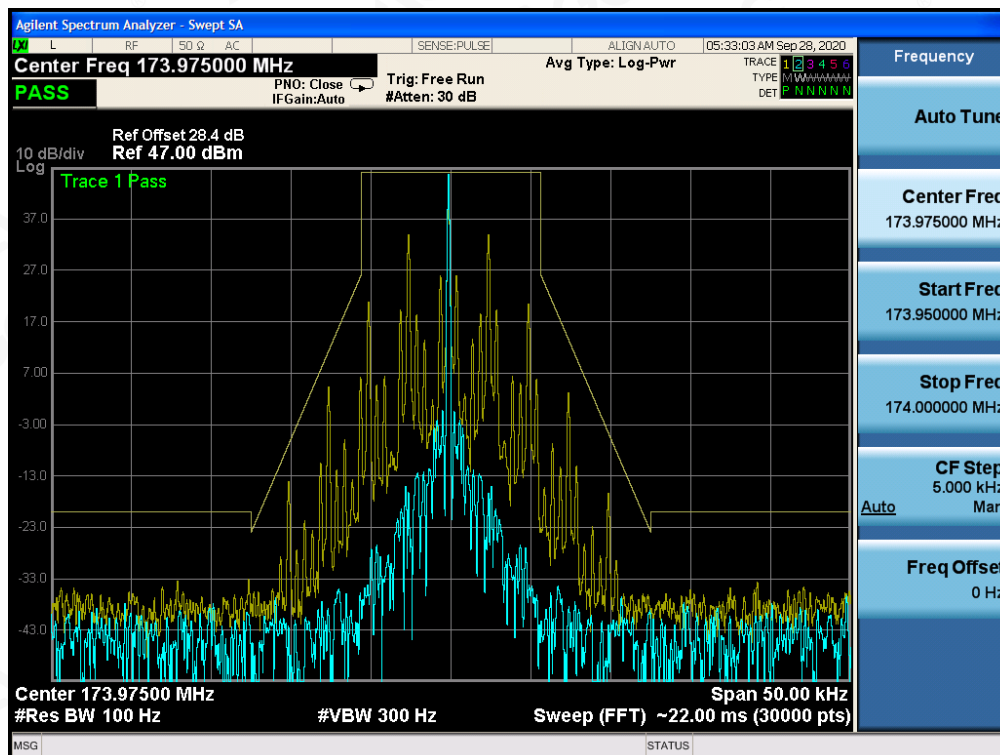


Any report having not been signed by authorized approver, or having been altered without authorization, or having not been stamped by the "Dedicated Testing/Inspection Stamp" is deemed to be invalid. Copying or excerpting portion of, or altering the content of the report is not permitted without the written authorization of AGC. The test results presented in the report apply only to the tested sample. Any objections to report issued by AGC should be submitted to AGC within 15days after the issuance of the test report. Further enquiry of validity or verification of the test report should be addressed to AGC by agc@agc-cert.com.

Attestation of Global Compliance(Shenzhen)Co., Ltd  
Attestation of Global Compliance(Shenzhen)Std & Tech Co., Ltd  
Tel: +86-755 2523 4088 E-mail: agc@agc-cert.com Web: http://cn.agc-cert.com/



**The Worst Emission Mask D for (173.975MHz) of 12.5 KHz channel Separation (40W)**



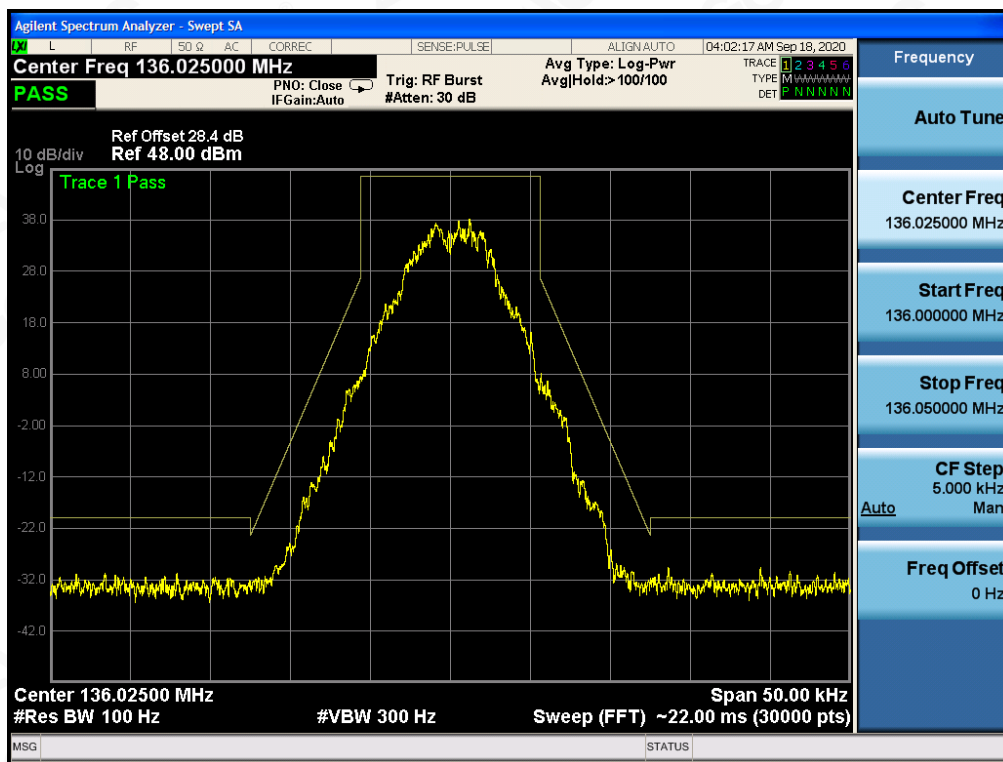
Any report having not been signed by authorized approver, or having been altered without authorization, or having not been stamped by the "Dedicated Testing/Inspection Stamp" is deemed to be invalid. Copying or excerpting portion of, or altering the content of the report is not permitted without the written authorization of AGC. The test results presented in the report apply only to the tested sample. Any objections to report issued by AGC should be submitted to AGC within 15days after the issuance of the test report. Further enquiry of validity or verification of the test report should be addressed to AGC by [agc@agc-cert.com](mailto:agc@agc-cert.com).

Attestation of Global Compliance(Shenzhen)Co., Ltd  
Attestation of Global Compliance(Shenzhen)Std & Tech Co., Ltd  
Tel: +86-755 2523 4088 E-mail: agc@agc-cert.com Web: <http://cn.agc-cert.com/>

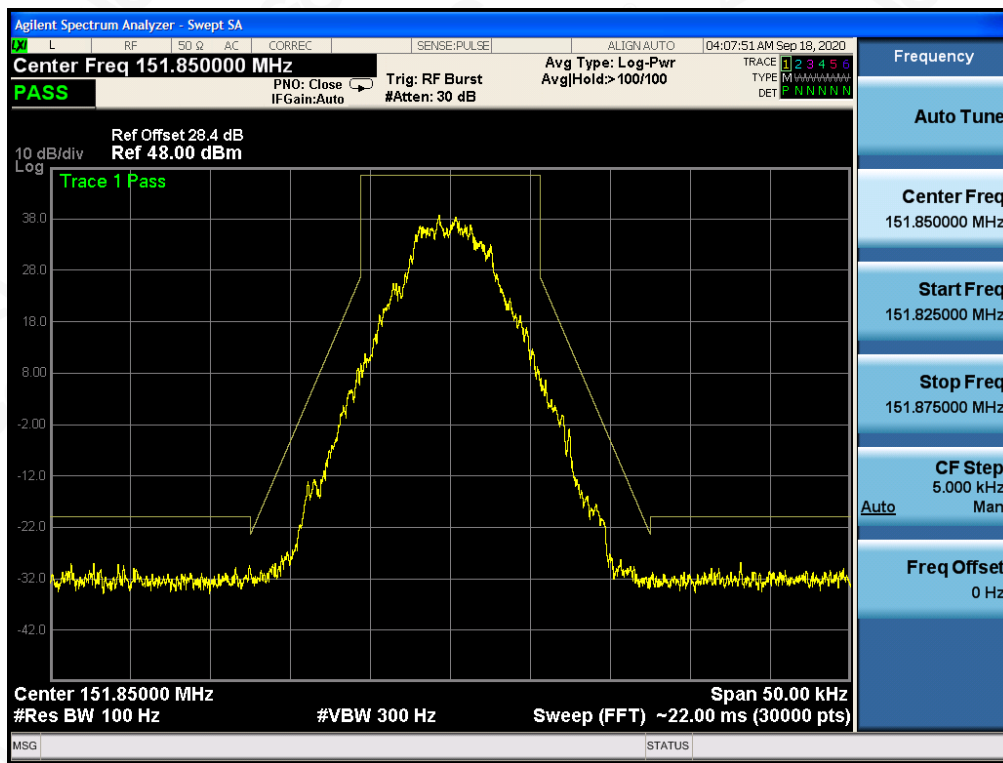


Digital:

**The Worst Emission Mask D for (136.025MHz) of 12.5 KHz channel Separation (40W)**



**The Worst Emission Mask D for (151.85MHz) of 12.5 KHz channel Separation (40W)**



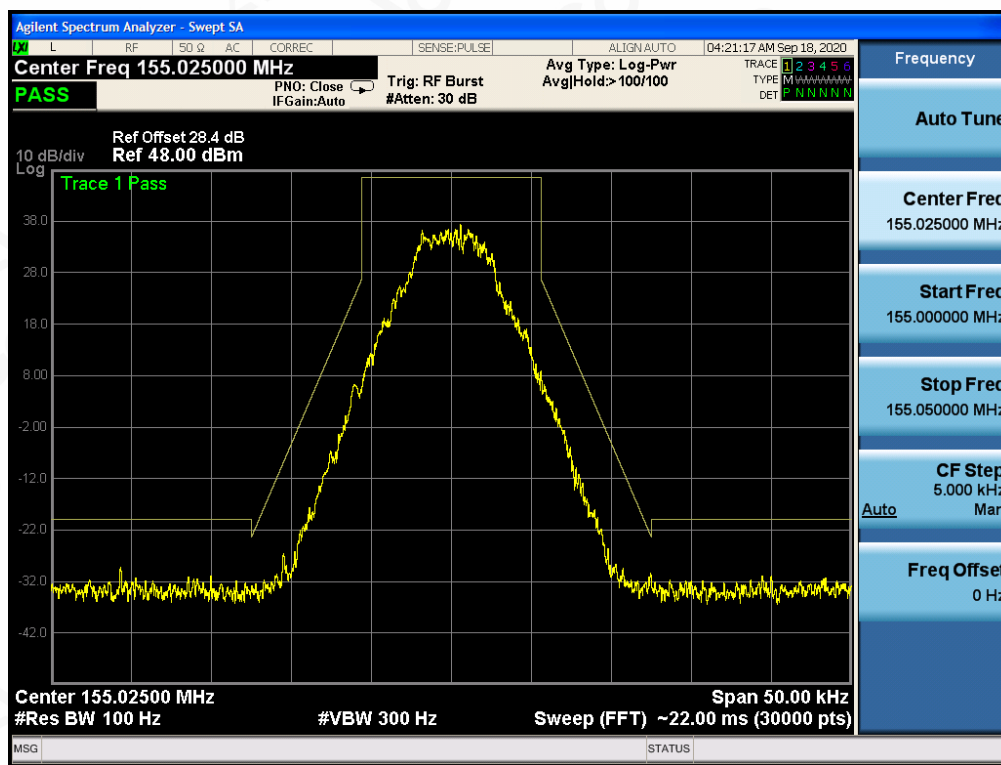
Any report having not been signed by authorized approver, or having been altered without authorization, or having not been stamped by the "Dedicated Testing/Inspection Stamp" is deemed to be invalid. Copying or excerpting portion of, or altering the content of the report is not permitted without the written authorization of AGC. The test results presented in the report apply only to the tested sample. Any objections to report issued by AGC should be submitted to AGC within 15days after the issuance of the test report. Further enquiry of validity or verification of the test report should be addressed to AGC by agc@agc-cert.com.

Attestation of Global Compliance(Shenzhen)Co., Ltd  
Attestation of Global Compliance(Shenzhen)Std & Tech Co., Ltd  
Tel: +86-755 2523 4088 E-mail: agc@agc-cert.com Web: http://cn.agc-cert.com/

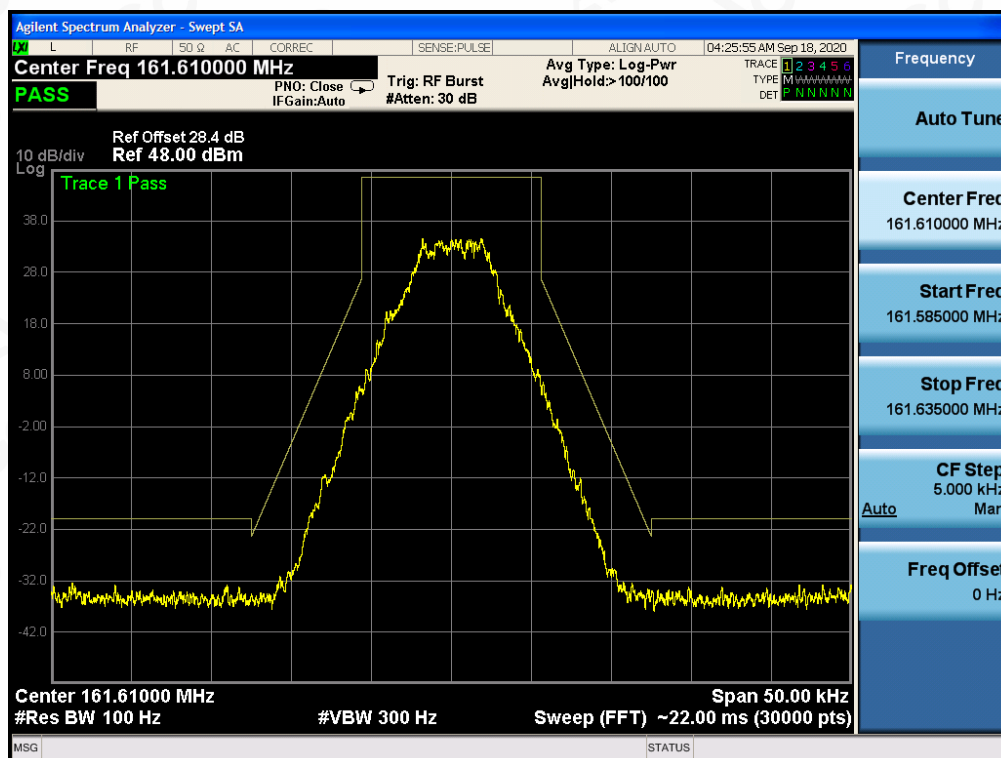




### The Worst Emission Mask D for (155.025MHz) of 12.5 KHz channel Separation (40W)



### The Worst Emission Mask D for (161.61MHz) of 12.5 KHz channel Separation (40W)

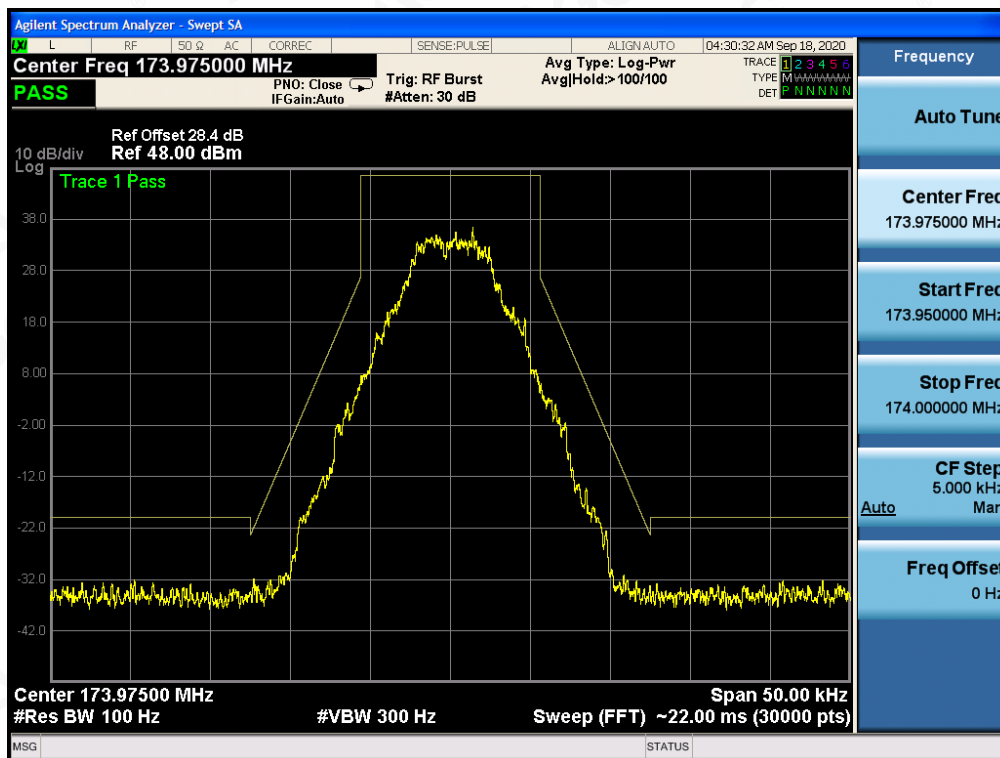


Any report having not been signed by authorized approver, or having been altered without authorization, or having not been stamped by the "Dedicated Testing/Inspection Stamp" is deemed to be invalid. Copying or excerpting portion of, or altering the content of the report is not permitted without the written authorization of AGC. The test results presented in the report apply only to the tested sample. Any objections to report issued by AGC should be submitted to AGC within 15days after the issuance of the test report. Further enquiry of validity or verification of the test report should be addressed to AGC by agc@agc-cert.com.

Attestation of Global Compliance(Shenzhen)Co., Ltd  
Attestation of Global Compliance(Shenzhen)Std & Tech Co., Ltd  
Tel: +86-755 2523 4088 E-mail: agc@agc-cert.com Web: http://cn.agc-cert.com/



### The Worst Emission Mask D for (173.975MHz) of 12.5 KHz channel Separation (40W)



Any report having not been signed by authorized approver, or having been altered without authorization, or having not been stamped by the "Dedicated Testing/Inspection Stamp" is deemed to be invalid. Copying or excerpting portion of, or altering the content of the report is not permitted without the written authorization of AGC. The test results presented in the report apply only to the tested sample. Any objections to report issued by AGC should be submitted to AGC within 15 days after the issuance of the test report. Further enquiry of validity or verification of the test report should be addressed to AGC by agc@agc-cert.com.

Attestation of Global Compliance(Shenzhen)Co., Ltd  
Attestation of Global Compliance(Shenzhen)Std & Tech Co., Ltd  
Tel: +86-755 2523 4088 E-mail: agc@agc-cert.com Web: http://cn.agc-cert.com/



## 9.MODULATION CHARACTERISTICS

### 9.1 PROVISIONS APPLICABLE

According to FCC§2.1047 and §90.207, for Voice Modulation Communication Equipment, the frequency response of the audio modulation circuit over a range of 100 to 5000Hz shall be measured.

### 9.2 MEASUREMENT METHOD

#### 9.2.1 Modulation Limit

- (1). Configure the EUT as shown in figure 1, adjust the audio input for 60% of rated system deviation at 1KHz using this level as a reference (0dB) and vary the input level from -20 to +20dB. Record the frequency deviation obtained as a function of the input level.
- (2). Repeat step 1 with input frequency changing to 300, 1000, 1500 and 3000Hz in sequence.

#### 9.2.2 Audio Frequency Response

- (1). Configure the EUT as shown in figure 1.
- (2). Adjust the audio input for 20% of rated system deviation at 1 KHz using this level as a reference (0 dB).
- (3). Vary the Audio frequency from 100 Hz to 10 KHz and record the frequency deviation.
- (4). Audio Frequency Response =  $20\log_{10}(\text{Deviation of test frequency}/\text{Deviation of 1 KHz reference})$ .



Any report having not been signed by authorized approver, or having been altered without authorization, or having not been stamped by the "Dedicated Testing/Inspection Stamp" is deemed to be invalid. Copying or excerpting portion of, or altering the content of the report is not permitted without the written authorization of AGC. The test results presented in the report apply only to the tested sample. Any objections to report issued by AGC should be submitted to AGC within 15days after the issuance of the test report. Further enquiry of validity or verification of the test report should be addressed to AGC by agc@agc-cert.com.

Attestation of Global Compliance(Shenzhen)Co., Ltd  
Attestation of Global Compliance(Shenzhen)Std & Tech Co., Ltd  
Tel: +86-755 2523 4088 E-mail: agc@agc-cert.com Web: <http://cn.agc-cert.com/>



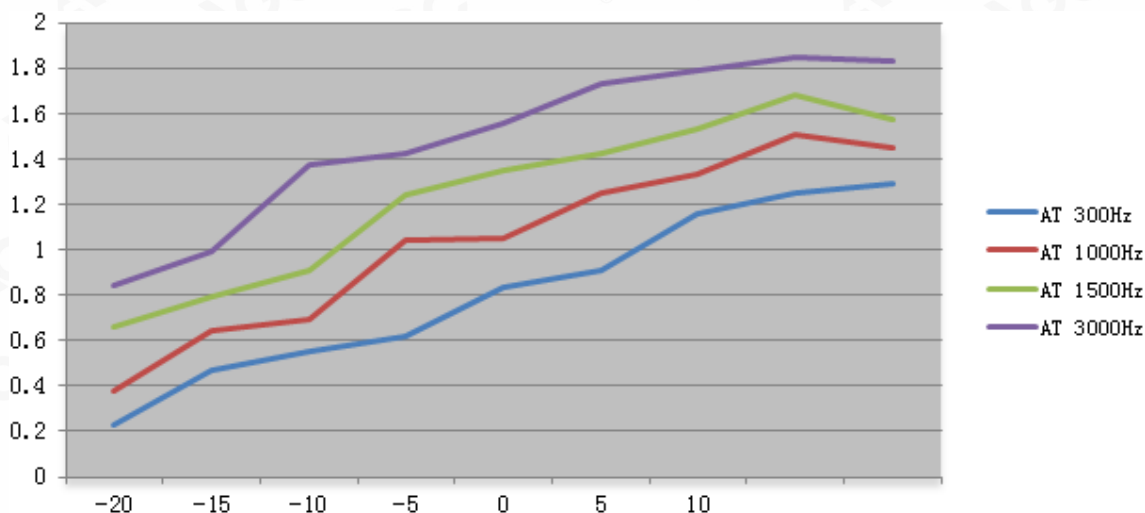
### 9.3 MEASUREMENT RESULT

Analog:

(A). MODULATION LIMIT:

**Bottom Channel @ 12.5 KHz Channel Separations-40W**

Modulation Level (dB)	Peak Freq. Deviation At 300 Hz	Peak Freq. Deviation At 1000 Hz	Peak Freq. Deviation At 1500 Hz	Peak Freq. Deviation At 3000 Hz
-20	0.23	0.38	0.66	0.84
-15	0.47	0.64	0.79	0.99
-10	0.55	0.69	0.91	1.37
-5	0.62	1.04	1.24	1.42
0	0.83	1.05	1.35	1.56
+5	0.91	1.25	1.42	1.73
+10	1.16	1.33	1.53	1.79
+15	1.25	1.51	1.68	1.85
+20	1.29	1.45	1.57	1.83



Note: All the modes had been tested, but only the worst data recorded in the report.

Any report having not been signed by authorized approver, or having been altered without authorization, or having not been stamped by the "Dedicated Testing/Inspection Stamp" is deemed to be invalid. Copying or excerpting portion of, or altering the content of the report is not permitted without the written authorization of AGC. The test results presented in the report apply only to the tested sample. Any objections to report issued by AGC should be submitted to AGC within 15days after the issuance of the test report. Further enquiry of validity or verification of the test report should be addressed to AGC by agc@agc-cert.com.

Attestation of Global Compliance(Shenzhen)Co., Ltd

Attestation of Global Compliance(Shenzhen)Std & Tech Co., Ltd

Tel: +86-755 2523 4088 E-mail: agc@agc-cert.com Web: http://cn.agc-cert.com/





**(B). AUDIO FREQUENCY RESPONSE:**
**Bottom Channel @ 12.5 KHz Channel Separations-40W**

Frequency (Hz)	Deviation (KHz)	Audio Frequency Response(dB)
100	--	--
200	--	--
300	0.09	-18.98
400	0.33	-7.69
500	0.47	-4.62
600	0.52	-3.74
700	0.63	-2.07
800	0.71	-1.04
900	0.88	0.83
1000	0.94	1.40
1200	1.25	3.88
1400	1.34	4.48
1600	1.47	5.28
1800	1.55	5.74
2000	1.67	6.39
2400	1.74	6.75
2500	1.82	7.14
2800	1.94	7.69
3000	1.84	7.23
3200	1.76	6.85
3600	1.65	6.29
4000	1.53	5.63
4500	1.49	5.40
5000	1.11	2.84
5500	0.85	0.53
6000	0.53	-3.58
6500	0.22	-11.21
7000	0.09	-18.98
7500	0.03	-28.52
9000	--	--
10000	--	--
14000	--	--
18000	--	--
20000	--	--
30000	--	--

Any report having not been signed by authorized approver, or having been altered without authorization, or having not been stamped by the "Dedicated Testing/Inspection Stamp" is deemed to be invalid. Copying or excerpting portion of, or altering the content of the report is not permitted without the written authorization of AGC. The test results presented in the report apply only to the tested sample. Any objections to report issued by AGC should be submitted to AGC within 15days after the issuance of the test report. Further enquiry of validity or verification of the test report should be addressed to AGC by agc@agc-cert.com.

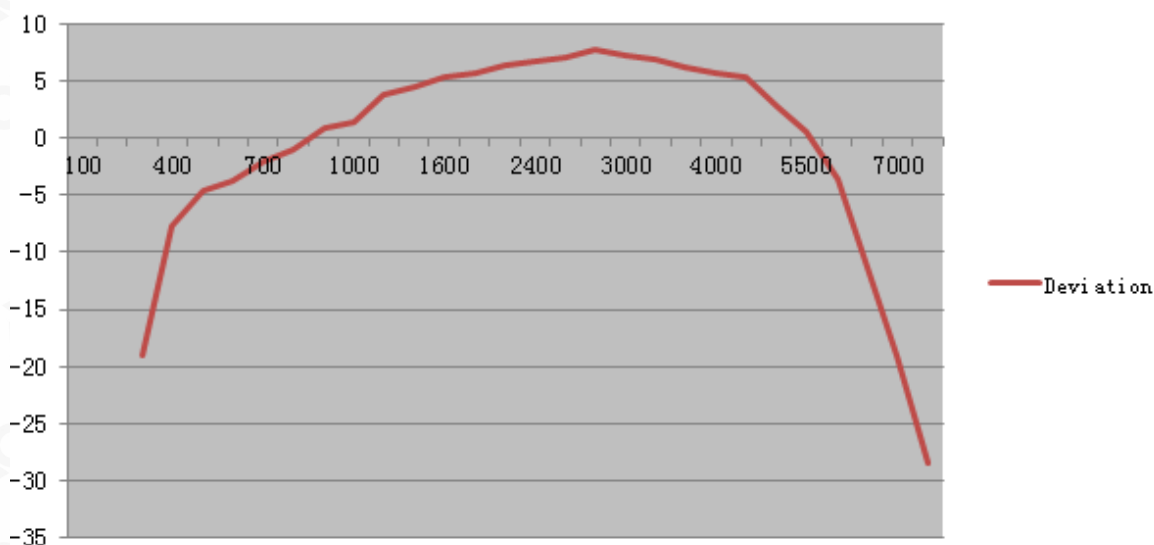
Attestation of Global Compliance(Shenzhen)Co., Ltd

Attestation of Global Compliance(Shenzhen)Std & Tech Co., Ltd

Tel: +86-755 2523 4088 E-mail: agc@agc-cert.com Web: http://cn.agc-cert.com/



### Frequency Response of Bottom Channel 12.5 KHz Channel Separations



Note: All the modes had been tested, but only the worst data recorded in the report.

Any report having not been signed by authorized approver, or having been altered without authorization, or having not been stamped by the "Dedicated Testing/Inspection Stamp" is deemed to be invalid. Copying or excerpting portion of, or altering the content of the report is not permitted without the written authorization of AGC. The test results presented in the report apply only to the tested sample. Any objections to report issued by AGC should be submitted to AGC within 15days after the issuance of the test report. Further enquiry of validity or verification of the test report should be addressed to AGC by agc@agc-cert.com.

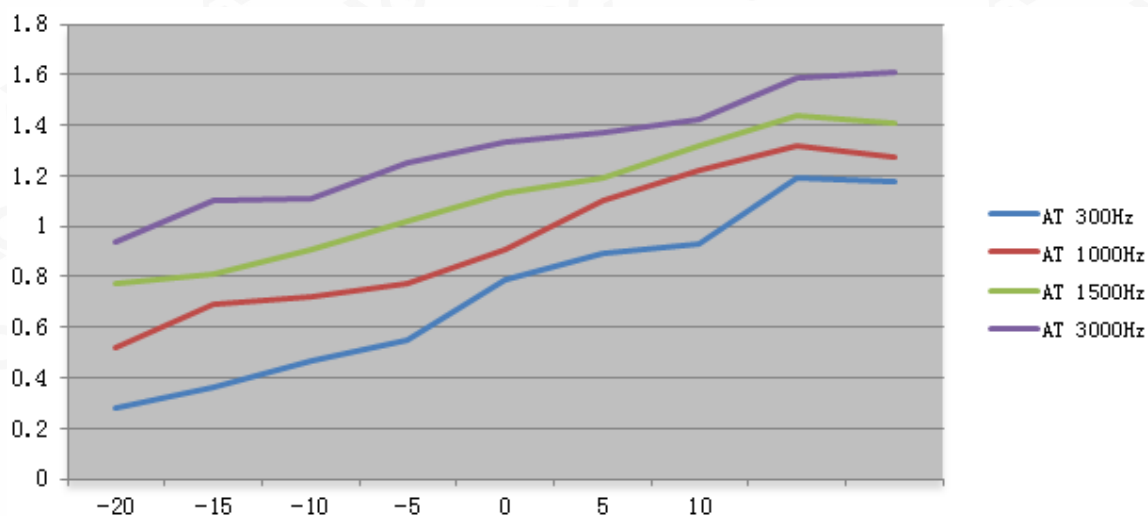
Attestation of Global Compliance(Shenzhen)Co., Ltd  
Attestation of Global Compliance(Shenzhen)Std & Tech Co., Ltd  
Tel: +86-755 2523 4088 E-mail: agc@agc-cert.com Web: <http://cn.agc-cert.com/>



**Digital:**  
**TEST RESULT TS FOR 40W**  
**(A). MODULATION LIMIT:**

**Middle Channel @ 12.5 KHz Channel Separations-40W**

Modulation Level (dB)	Peak Freq. Deviation At 300 Hz	Peak Freq. Deviation At 1000 Hz	Peak Freq. Deviation At 1500 Hz	Peak Freq. Deviation At 3000 Hz
-20	0.28	0.52	0.77	0.94
-15	0.36	0.69	0.81	1.1
-10	0.47	0.72	0.91	1.11
-5	0.55	0.77	1.02	1.25
0	0.79	0.91	1.13	1.33
+5	0.89	1.1	1.19	1.37
+10	0.93	1.22	1.32	1.42
+15	1.19	1.32	1.44	1.59
+20	1.18	1.27	1.41	1.61



Note: All the modes had been tested, but only the worst data recorded in the report.

Any report having not been signed by authorized approver, or having been altered without authorization, or having not been stamped by the "Dedicated Testing/Inspection Stamp" is deemed to be invalid. Copying or excerpting portion of, or altering the content of the report is not permitted without the written authorization of AGC. The test results presented in the report apply only to the tested sample. Any objections to report issued by AGC should be submitted to AGC within 15days after the issuance of the test report. Further enquiry of validity or verification of the test report should be addressed to AGC by agc@agc-cert.com.

Attestation of Global Compliance(Shenzhen)Co., Ltd  
Attestation of Global Compliance(Shenzhen)Std & Tech Co., Ltd  
Tel: +86-755 2523 4088 E-mail: agc@agc-cert.com Web: http://cn.agc-cert.com/



**(B). AUDIO FREQUENCY RESPONSE:**
**Middle Channel @ 12.5 KHz Channel Separations-40W**

Frequency (Hz)	Deviation (KHz)	Audio Frequency Response(dB)
100	--	--
200	--	--
300	0.05	-24.08
400	0.23	-10.83
500	0.28	-9.12
600	0.33	-7.69
700	0.49	-4.26
800	0.75	-0.56
900	0.91	1.12
1000	1.11	2.84
1200	1.25	3.88
1400	1.34	4.48
1600	1.49	5.40
1800	1.53	5.63
2000	1.69	6.50
2400	1.71	6.60
2500	1.75	6.80
2800	1.88	7.42
3000	1.79	7.00
3200	1.67	6.39
3600	1.43	5.04
4000	1.33	4.42
4500	0.96	1.58
5000	0.77	-0.33
5500	0.53	-3.58
6000	0.41	-5.81
6500	0.28	-9.12
7000	0.11	-17.23
7500	0.02	-32.04
9000	--	--
10000	--	--
14000	--	--
18000	--	--
20000	--	--
30000	--	--

Any report having not been signed by authorized approver, or having been altered without authorization, or having not been stamped by the "Dedicated Testing/Inspection Stamp" is deemed to be invalid. Copying or excerpting portion of, or altering the content of the report is not permitted without the written authorization of AGC. The test results presented in the report apply only to the tested sample. Any objections to report issued by AGC should be submitted to AGC within 15days after the issuance of the test report. Further enquiry of validity or verification of the test report should be addressed to AGC by agc@agc-cert.com.

Attestation of Global Compliance(Shenzhen)Co., Ltd

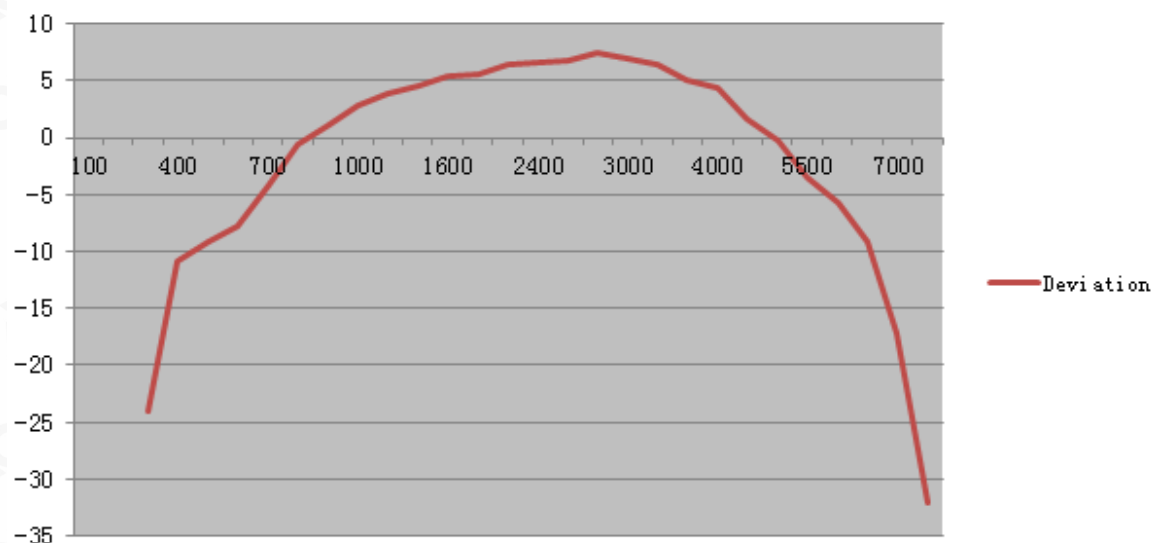
Attestation of Global Compliance(Shenzhen)Std &amp; Tech Co., Ltd

Tel: +86-755 2523 4088 E-mail: agc@agc-cert.com Web: http://cn.agc-cert.com/





### Frequency Response of Middle Channel 12.5 KHz Channel Separations



Note: All the modes had been tested, but only the worst data recorded in the report.

Any report having not been signed by authorized approver, or having been altered without authorization, or having not been stamped by the "Dedicated Testing/Inspection Stamp" is deemed to be invalid. Copying or excerpting portion of, or altering the content of the report is not permitted without the written authorization of AGC. The test results presented in the report apply only to the tested sample. Any objections to report issued by AGC should be submitted to AGC within 15days after the issuance of the test report. Further enquiry of validity or verification of the test report should be addressed to AGC by agc@agc-cert.com.

Attestation of Global Compliance(Shenzhen)Co., Ltd  
Attestation of Global Compliance(Shenzhen)Std & Tech Co., Ltd  
Tel: +86-755 2523 4088 E-mail: agc@agc-cert.com Web: <http://cn.agc-cert.com/>



## 10. MAXIMUM TRANSMITTER POWER (CONDUCTED OUTPUT POWER) PEAK POWER

### 10.1 PROVISIONS APPLICABLE

Per FCC §2.1046 and §90.205: Maximum ERP is dependent upon the station's antenna HAAT and required service area.

### 10.2 TEST PROCEDURE

The RF output of DMR mobile radio was conducted to a spectrum analyzer through an appropriate attenuator.


In the semi-anechoic chamber, setup as illustrated above the DUT placed on the 0.8m height of Turn Table, rotated the table 45 degree each interval to search the maximum radiation power and receiver antenna shall be rotated vertical and horizontal polarization and moved height from 1m to 4m to find the maximum polar radiated power for each degree interval. The "Read Value" is the spectrum reading of maximum power value.

The substitution antenna is substituted for DUT at the same position and signals generator (S.G) export the CW signal to the substitution antenna via a TX cable. The receiver antenna shall be rotated vertical and horizontal polarization and moved height from 1m to 4m to find the maximum radiation power. Record the power level of maximum radiation power from spectrum. So, the Measured substitution value = Ref level of S.G + TX cables loss – Substituted Antenna Gain.

$EIRP = \text{"Read Value"} + \text{Measured substitution value} + 2.15.$

### 10.3 TEST CONFIGURATION

#### Conducted Output Power:



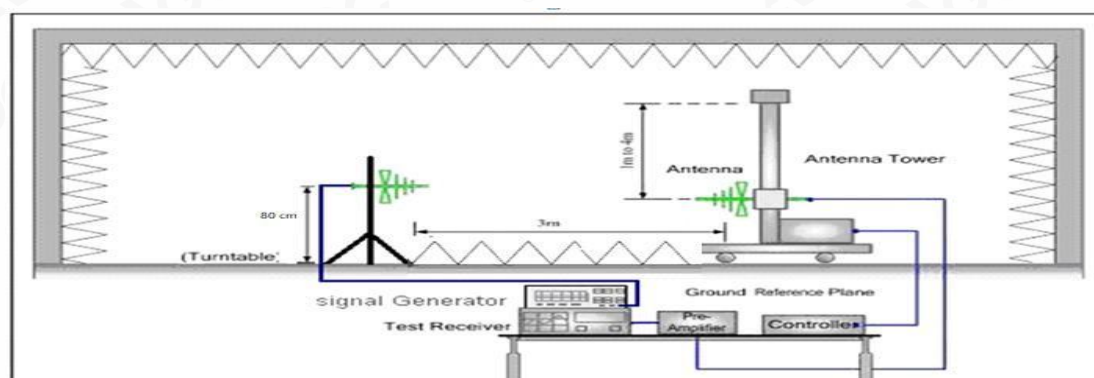
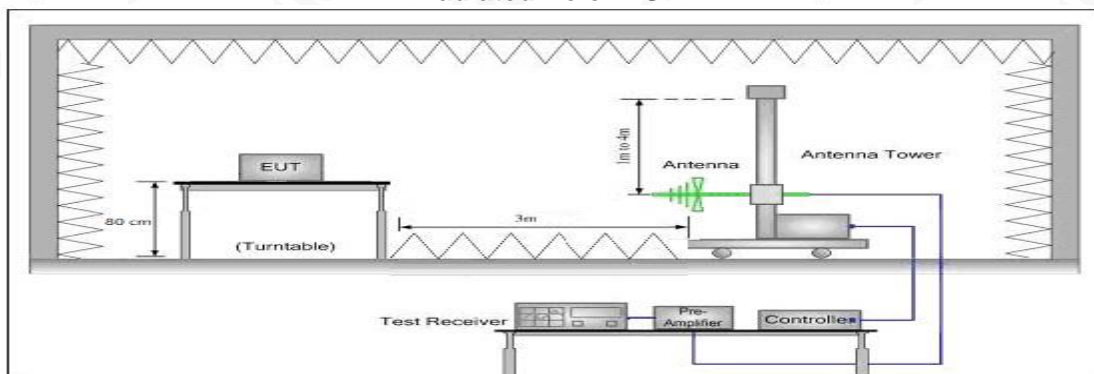
#### Effective Radiated Power

Any report having not been signed by authorized approver, or having been altered without authorization, or having not been stamped by the "Dedicated Testing/Inspection Stamp" is deemed to be invalid. Copying or excerpting portion of, or altering the content of the report is not permitted without the written authorization of AGC. The test results presented in the report apply only to the tested sample. Any objections to report issued by AGC should be submitted to AGC within 15 days after the issuance of the test report. Further enquiry of validity or verification of the test report should be addressed to AGC by agc@agc-cert.com.

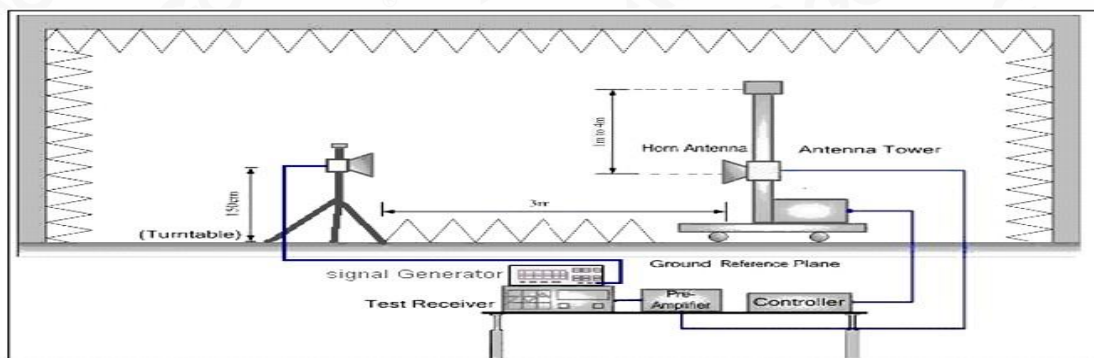
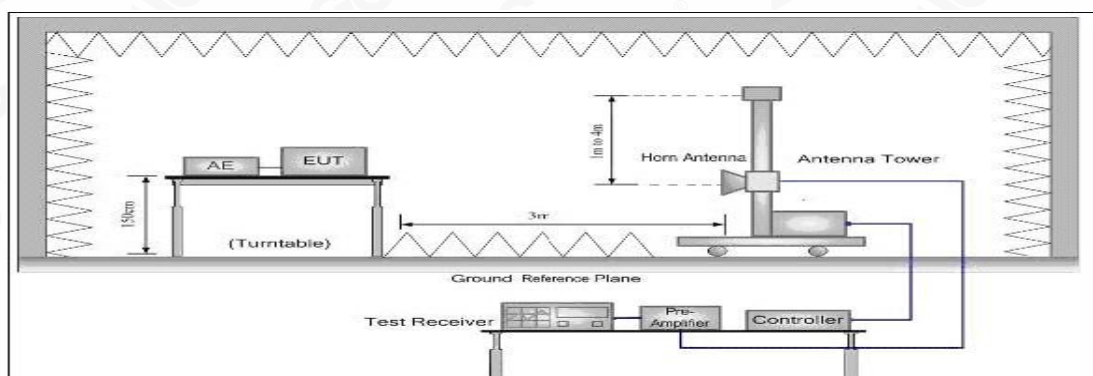
Attestation of Global Compliance(Shenzhen)Co., Ltd  
Attestation of Global Compliance(Shenzhen)Std & Tech Co., Ltd  
Tel: +86-755 2523 4088 E-mail: agc@agc-cert.com Web: http://cn.agc-cert.com/



### Radiated Below 1GHz



### Radiated Above 1 GHz



Any report having not been signed by authorized approver, or having been altered without authorization, or having not been stamped by the "Dedicated Testing/Inspection Stamp" is deemed to be invalid. Copying or excerpting portion of, or altering the content of the report is not permitted without the written authorization of AGC. The test results presented in the report apply only to the tested sample. Any objections to report issued by AGC should be submitted to AGC within 15days after the issuance of the test report. Further enquiry of validity or verification of the test report should be addressed to AGC by agc@agc-cert.com.



## 10.4 TEST RESULT

The maximum Conducted Power (CP) for VHF/UHF is  
Analog: 40W/5W for 12.5 KHz Channel Separation VHF  
Analog: 35W/5W for 12.5 KHz Channel Separation UHF  
Digital: 40W/5W for 12.5 KHz Channel Separation VHF  
Digital: 35W/5W for 12.5 KHz Channel Separation UHF  
Calculation Formula:  $CP = R + A + L$

Note:

- (1) CP: The final Conducted Power
- (2) R : The reading value from spectrum analyzer
- (3) A : The attenuation value of the used attenuator
- (4) L : The loss of all connection cables
- (5) Measurement Result=Peak Power(Max)
- (6) Both vertical and horizontal has been tested.

VHF:

Analog:

Conducted Power Measurement Results		
Channel Separation	Channel	Measurement Result (dBm)
		For 46.02dBm(40W)
12.5 KHz	Bottom(136.025MHz)	45.41
	Middle(151.850MHz)	<b>45.51</b>
	Middle(155.025MHz)	45.39
	Middle(161.610MHz)	45.38
	Top (173.975MHz)	45.40

Radiated Power Measurement Results		
Channel Separation	Channel	Measurement Result (dBm)
		For 46.02dBm(40W)
12.5 KHz	Bottom(136.025MHz)	44.52
	Middle(151.850MHz)	44.60
	Middle(155.025MHz)	44.32
	Middle(161.610MHz)	44.47
	Top (173.975MHz)	44.38

Any report having not been signed by authorized approver, or having been altered without authorization, or having not been stamped by the "Dedicated Testing/Inspection Stamp" is deemed to be invalid. Copying or excerpting portion of, or altering the content of the report is not permitted without the written authorization of AGC. The test results presented in the report apply only to the tested sample. Any objections to report issued by AGC should be submitted to AGC within 15days after the issuance of the test report. Further enquiry of validity or verification of the test report should be addressed to AGC by agc@agc-cert.com.

Attestation of Global Compliance(Shenzhen)Co., Ltd  
Attestation of Global Compliance(Shenzhen)Std & Tech Co., Ltd  
Tel: +86-755 2523 4088 E-mail: agc@agc-cert.com Web: http://cn.agc-cert.com/





Conducted Power Measurement Results		
Channel Separation	Channel	Measurement Result (dBm)
		For 46.02dBm(5W)
12.5 KHz	Bottom(136.025MHz)	35.21
	Middle(151.850MHz)	34.89
	Middle(155.025MHz)	<b>35.50</b>
	Middle(161.610MHz)	34.66
	Top (173.975MHz)	35.35

Radiated Power Measurement Results		
Channel Separation	Channel	Measurement Result (dBm)
		For 46.02dBm(5W)
12.5 KHz	Bottom(136.025MHz)	34.19
	Middle(151.850MHz)	34.38
	Middle(155.025MHz)	34.47
	Middle(161.610MHz)	34.20
	Top (173.975MHz)	34.31

Any report having not been signed by authorized approver, or having been altered without authorization, or having not been stamped by the "Dedicated Testing/Inspection Stamp" is deemed to be invalid. Copying or excerpting portion of, or altering the content of the report is not permitted without the written authorization of AGC. The test results presented in the report apply only to the tested sample. Any objections to report issued by AGC should be submitted to AGC within 15days after the issuance of the test report. Further enquiry of validity or verification of the test report should be addressed to AGC by agc@agc-cert.com.

Attestation of Global Compliance(Shenzhen)Co., Ltd  
Attestation of Global Compliance(Shenzhen)Std & Tech Co., Ltd  
Tel: +86-755 2523 4088 E-mail: agc@agc-cert.com Web: http://cn.agc-cert.com/



Digital:  
Data + voice:

Conducted Power Measurement Results		
Channel Separation	Channel	Measurement Result (dBm)
		For 46.02dBm(40W)
12.5 KHz	Bottom(136.025MHz)	45.29
	Middle(151.850MHz)	<b>45.34</b>
	Middle(155.025MHz)	45.31
	Middle(161.610MHz)	45.21
	Top (173.975MHz)	45.30

Radiated Power Measurement Results		
Channel Separation	Channel	Measurement Result (dBm)
		For 46.02dBm(40W)
12.5 KHz	Bottom(136.025MHz)	44.20
	Middle(151.850MHz)	44.42
	Middle(155.025MHz)	44.18
	Middle(161.610MHz)	44.33
	Top (173.975MHz)	44.25

Any report having not been signed by authorized approver, or having been altered without authorization, or having not been stamped by the "Dedicated Testing/Inspection Stamp" is deemed to be invalid. Copying or excerpting portion of, or altering the content of the report is not permitted without the written authorization of AGC. The test results presented in the report apply only to the tested sample. Any objections to report issued by AGC should be submitted to AGC within 15days after the issuance of the test report. Further enquiry of validity or verification of the test report should be addressed to AGC by agc@agc-cert.com.

Attestation of Global Compliance(Shenzhen)Co., Ltd  
Attestation of Global Compliance(Shenzhen)Std & Tech Co., Ltd  
Tel: +86-755 2523 4088 E-mail: agc@agc-cert.com Web: http://cn.agc-cert.com/



Conducted Power Measurement Results		
Channel Separation	Channel	Measurement Result (dBm)
		For 36.99dBm(5W)
12.5 KHz	Bottom(136.025MHz)	35.18
	Middle(151.850MHz)	34.11
	Middle(155.025MHz)	34.83
	Middle(161.610MHz)	34.18
	Top (173.975MHz)	35.37

Radiated Power Measurement Results		
Channel Separation	Channel	Measurement Result (dBm)
		For 36.99dBm(5W)
12.5 KHz	Bottom(136.025MHz)	34.89
	Middle(151.850MHz)	33.27
	Middle(155.025MHz)	33.92
	Middle(161.610MHz)	33.47
	Top (173.975MHz)	34.41

Any report having not been signed by authorized approver, or having been altered without authorization, or having not been stamped by the "Dedicated Testing/Inspection Stamp" is deemed to be invalid. Copying or excerpting portion of, or altering the content of the report is not permitted without the written authorization of AGC. The test results presented in the report apply only to the tested sample. Any objections to report issued by AGC should be submitted to AGC within 15days after the issuance of the test report. Further enquiry of validity or verification of the test report should be addressed to AGC by agc@agc-cert.com.

Attestation of Global Compliance(Shenzhen)Co., Ltd  
Attestation of Global Compliance(Shenzhen)Std & Tech Co., Ltd  
Tel: +86-755 2523 4088 E-mail: agc@agc-cert.com Web: http://cn.agc-cert.com/



**Data transmission mode:**

Conducted Power Measurement Results		
Channel Separation	Channel	Measurement Result (dBm)
		For 46.02dBm(40W)
12.5 KHz	Bottom(136.025MHz)	44.12
	Middle(151.850MHz)	44.28
	Middle(155.025MHz)	44.09
	Middle(161.610MHz)	44.25
	Top (173.975MHz)	44.17

Radiated Power Measurement Results		
Channel Separation	Channel	Measurement Result (dBm)
		For 46.02dBm(40W)
12.5 KHz	Bottom(136.025MHz)	43.76
	Middle(151.850MHz)	43.89
	Middle(155.025MHz)	43.80
	Middle(161.610MHz)	43.64
	Top (173.975MHz)	43.57

Any report having not been signed by authorized approver, or having been altered without authorization, or having not been stamped by the "Dedicated Testing/Inspection Stamp" is deemed to be invalid. Copying or excerpting portion of, or altering the content of the report is not permitted without the written authorization of AGC. The test results presented in the report apply only to the tested sample. Any objections to report issued by AGC should be submitted to AGC within 15days after the issuance of the test report. Further enquiry of validity or verification of the test report should be addressed to AGC by agc@agc-cert.com.

Attestation of Global Compliance(Shenzhen)Co., Ltd  
Attestation of Global Compliance(Shenzhen)Std & Tech Co., Ltd  
Tel: +86-755 2523 4088 E-mail: agc@agc-cert.com Web: http://cn.agc-cert.com/





Conducted Power Measurement Results		
Channel Separation	Channel	Measurement Result (dBm)
		For 36.99dBm(5W)
12.5 KHz	Bottom(136.025MHz)	33.04
	Middle(151.850MHz)	32.81
	Middle(155.025MHz)	33.21
	Middle(161.610MHz)	33.14
	Top (173.975MHz)	32.96

Radiated Power Measurement Results		
Channel Separation	Channel	Measurement Result (dBm)
		For 36.99dBm(5W)
12.5 KHz	Bottom(136.025MHz)	32.45
	Middle(151.850MHz)	32.21
	Middle(155.025MHz)	32.19
	Middle(161.610MHz)	32.53
	Top (173.975MHz)	32.44

Any report having not been signed by authorized approver, or having been altered without authorization, or having not been stamped by the "Dedicated Testing/Inspection Stamp" is deemed to be invalid. Copying or excerpting portion of, or altering the content of the report is not permitted without the written authorization of AGC. The test results presented in the report apply only to the tested sample. Any objections to report issued by AGC should be submitted to AGC within 15days after the issuance of the test report. Further enquiry of validity or verification of the test report should be addressed to AGC by agc@agc-cert.com.

Attestation of Global Compliance(Shenzhen)Co., Ltd  
Attestation of Global Compliance(Shenzhen)Std & Tech Co., Ltd  
Tel: +86-755 2523 4088 E-mail: agc@agc-cert.com Web: http://cn.agc-cert.com/



UHF:

Analog:

Conducted Power Measurement Results		
Channel Separation	Channel	Measurement Result (dBm)
		For 45.44dBm(35W)
12.5 KHz	Bottom(400.025MHz)	45.27
	Middle(453.225MHz)	45.10
	Middle(454.025MHz)	45.09
	Top (479.975MHz )	45.22

Radiated Power Measurement Results		
Channel Separation	Channel	Measurement Result (dBm)
		For 45.44dBm(35W)
12.5 KHz	Bottom(400.025MHz)	44.51
	Middle(453.225MHz)	44.38
	Middle(454.025MHz)	44.49
	Top (479.975MHz )	44.50

Any report having not been signed by authorized approver, or having been altered without authorization, or having not been stamped by the "Dedicated Testing/Inspection Stamp" is deemed to be invalid. Copying or excerpting portion of, or altering the content of the report is not permitted without the written authorization of AGC. The test results presented in the report apply only to the tested sample. Any objections to report issued by AGC should be submitted to AGC within 15days after the issuance of the test report. Further enquiry of validity or verification of the test report should be addressed to AGC by agc@agc-cert.com.

Attestation of Global Compliance(Shenzhen)Co., Ltd

Attestation of Global Compliance(Shenzhen)Std &amp; Tech Co., Ltd

Tel: +86-755 2523 4088 E-mail: agc@agc-cert.com Web: http://cn.agc-cert.com/



Conducted Power Measurement Results		
Channel Separation	Channel	Measurement Result (dBm)
		For 36.99dBm(5W)
12.5 KHz	Bottom(400.025MHz)	35.42
	Middle(453.225MHz)	35.23
	Middle(454.025MHz)	<b>35.47</b>
	Top (479.975MHz )	35.38

Radiated Power Measurement Results		
Channel Separation	Channel	Measurement Result (dBm)
		For 36.99dBm(5W)
12.5 KHz	Bottom(400.025MHz)	34.38
	Middle(453.225MHz)	34.29
	Middle(454.025MHz)	<b>34.54</b>
	Top (479.975MHz )	34.51

Any report having not been signed by authorized approver, or having been altered without authorization, or having not been stamped by the "Dedicated Testing/Inspection Stamp" is deemed to be invalid. Copying or excerpting portion of, or altering the content of the report is not permitted without the written authorization of AGC. The test results presented in the report apply only to the tested sample. Any objections to report issued by AGC should be submitted to AGC within 15days after the issuance of the test report. Further enquiry of validity or verification of the test report should be addressed to AGC by agc@agc-cert.com.

Attestation of Global Compliance(Shenzhen)Co., Ltd  
Attestation of Global Compliance(Shenzhen)Std & Tech Co., Ltd  
Tel: +86-755 2523 4088 E-mail: agc@agc-cert.com Web: http://cn.agc-cert.com/



Digital:  
Data + voice:

Conducted Power Measurement Results		
Channel Separation	Channel	Measurement Result (dBm)
		For 45.44dBm(35W)
12.5 KHz	Bottom(400.025MHz)	43.36
	Middle(453.225MHz)	43.47
	Middle(454.025MHz)	43.28
	Top (479.975MHz )	<b>43.38</b>

Radiated Power Measurement Results		
Channel Separation	Channel	Measurement Result (dBm)
		For 45.44dBm(35W)
12.5 KHz	Bottom(400.025MHz)	42.49
	Middle(453.225MHz)	42.74
	Middle(454.025MHz)	42.66
	Top (479.975MHz )	42.53

Any report having not been signed by authorized approver, or having been altered without authorization, or having not been stamped by the "Dedicated Testing/Inspection Stamp" is deemed to be invalid. Copying or excerpting portion of, or altering the content of the report is not permitted without the written authorization of AGC. The test results presented in the report apply only to the tested sample. Any objections to report issued by AGC should be submitted to AGC within 15days after the issuance of the test report. Further enquiry of validity or verification of the test report should be addressed to AGC by agc@agc-cert.com.

Attestation of Global Compliance(Shenzhen)Co., Ltd  
Attestation of Global Compliance(Shenzhen)Std & Tech Co., Ltd  
Tel: +86-755 2523 4088 E-mail: agc@agc-cert.com Web: http://cn.agc-cert.com/





Conducted Power Measurement Results		
Channel Separation	Channel	Measurement Result (dBm)
		For 36.99dBm(5W)
12.5 KHz	Bottom(400.025MHz)	33.74
	Middle(453.225MHz)	33.81
	Middle(454.025MHz)	33.57
	Top (479.975MHz )	33.69

Radiated Power Measurement Results		
Channel Separation	Channel	Measurement Result (dBm)
		For 36.99dBm(5W)
12.5 KHz	Bottom(400.025MHz)	33.01
	Middle(453.225MHz)	33.19
	Middle(454.025MHz)	33.11
	Top (479.975MHz )	33.25

Any report having not been signed by authorized approver, or having been altered without authorization, or having not been stamped by the "Dedicated Testing/Inspection Stamp" is deemed to be invalid. Copying or excerpting portion of, or altering the content of the report is not permitted without the written authorization of AGC. The test results presented in the report apply only to the tested sample. Any objections to report issued by AGC should be submitted to AGC within 15days after the issuance of the test report. Further enquiry of validity or verification of the test report should be addressed to AGC by agc@agc-cert.com.

Attestation of Global Compliance(Shenzhen)Co., Ltd  
Attestation of Global Compliance(Shenzhen)Std & Tech Co., Ltd  
Tel: +86-755 2523 4088 E-mail: agc@agc-cert.com Web: http://cn.agc-cert.com/



**Data transmission mode:**

Conducted Power Measurement Results		
Channel Separation	Channel	Measurement Result (dBm)
		For 36.99dBm(35W)
12.5 KHz	Bottom(400.025MHz)	42.11
	Middle(453.225MHz)	42.20
	Middle(454.025MHz)	42.19
	Top (479.975MHz )	42.35

Radiated Power Measurement Results		
Channel Separation	Channel	Measurement Result (dBm)
		For 36.99dBm(35W)
12.5 KHz	Bottom(400.025MHz)	41.58
	Middle(453.225MHz)	41.63
	Middle(454.025MHz)	41.49
	Top (479.975MHz )	41.74

Any report having not been signed by authorized approver, or having been altered without authorization, or having not been stamped by the "Dedicated Testing/Inspection Stamp" is deemed to be invalid. Copying or excerpting portion of, or altering the content of the report is not permitted without the written authorization of AGC. The test results presented in the report apply only to the tested sample. Any objections to report issued by AGC should be submitted to AGC within 15days after the issuance of the test report. Further enquiry of validity or verification of the test report should be addressed to AGC by agc@agc-cert.com.

Attestation of Global Compliance(Shenzhen)Co., Ltd  
Attestation of Global Compliance(Shenzhen)Std & Tech Co., Ltd  
Tel: +86-755 2523 4088 E-mail: agc@agc-cert.com Web: http://cn.agc-cert.com/



Conducted Power Measurement Results		
Channel Separation	Channel	Measurement Result (dBm)
		For 36.99dBm(5W)
12.5 KHz	Bottom(400.025MHz)	32.41
	Middle(453.225MHz)	32.38
	Middle(454.025MHz)	32.64
	Top (479.975MHz )	32.59

Radiated Power Measurement Results		
Channel Separation	Channel	Measurement Result (dBm)
		For 36.99dBm(5W)
12.5 KHz	Bottom(400.025MHz)	32.11
	Middle(453.225MHz)	32.19
	Middle(454.025MHz)	32.04
	Top (479.975MHz )	32.05

Any report having not been signed by authorized approver, or having been altered without authorization, or having not been stamped by the "Dedicated Testing/Inspection Stamp" is deemed to be invalid. Copying or excerpting portion of, or altering the content of the report is not permitted without the written authorization of AGC. The test results presented in the report apply only to the tested sample. Any objections to report issued by AGC should be submitted to AGC within 15days after the issuance of the test report. Further enquiry of validity or verification of the test report should be addressed to AGC by agc@agc-cert.com.

Attestation of Global Compliance(Shenzhen)Co., Ltd  
Attestation of Global Compliance(Shenzhen)Std & Tech Co., Ltd  
Tel: +86-755 2523 4088 E-mail: agc@agc-cert.com Web: http://cn.agc-cert.com/



## 11.SPURIOUS EMISSION ON ANTENNA PORT

### 11.1 PROVISIONS APPLICABLE

Please refer to FCC 47 CFR 2.1051, 2.1057 & 90.210 for specification details.  
Emissions shall be attenuated below the mean output power of the transmitter as follows:

FCC Rules	Attenuation Limit (dBc)
§ 90.210	At least $50 + 10 \log (P)$ dB

$50 + 10 \log (P_{\text{watts}})$

Note: In general, the worse case attenuation requirement shown above was applied.

Calculation: Limit (dBm) = EL-50-10log10 (TP)

EL is the emission level of the Output Power expressed in dBm,


In this application, the EL is P (dBm)

Limit (dBm) = P (dBm)-50-10 log (Pwatts) = -20dBm

### 11.2 TEST PROCEDURE

1. The RF output of the EUT was connected to a spectrum analyzer through appropriate attenuation.
2. The resolution bandwidth of the spectrum analyzer was set to 100 kHz. Sufficient scans were taken to show any out of band emission up to 10th . Harmonic for the lower and the highest frequency range.
3. Set RBW 100 kHz, VBW 300 kHz in the frequency band 30MHz to 1GHz,while set RBW=1MHz.VBW=3MHz from the 1GHz to 10th Harmonic.
4. The audio input was set the unmodulated carrier, the resulting picture is print out for each channel separation.

### 11.3 TEST CONFIGURATION



Any report having not been signed by authorized approver, or having been altered without authorization, or having not been stamped by the "Dedicated Testing/Inspection Stamp" is deemed to be invalid. Copying or excerpting portion of, or altering the content of the report is not permitted without the written authorization of AGC. The test results presented in the report apply only to the tested sample. Any objections to report issued by AGC should be submitted to AGC within 15days after the issuance of the test report. Further enquiry of validity or verification of the test report should be addressed to AGC by agc@agc-cert.com.

Attestation of Global Compliance(Shenzhen)Co., Ltd

Attestation of Global Compliance(Shenzhen)Std & Tech Co., Ltd

Tel: +86-755 2523 4088 E-mail: agc@agc-cert.com Web: http://cn.agc-cert.com/

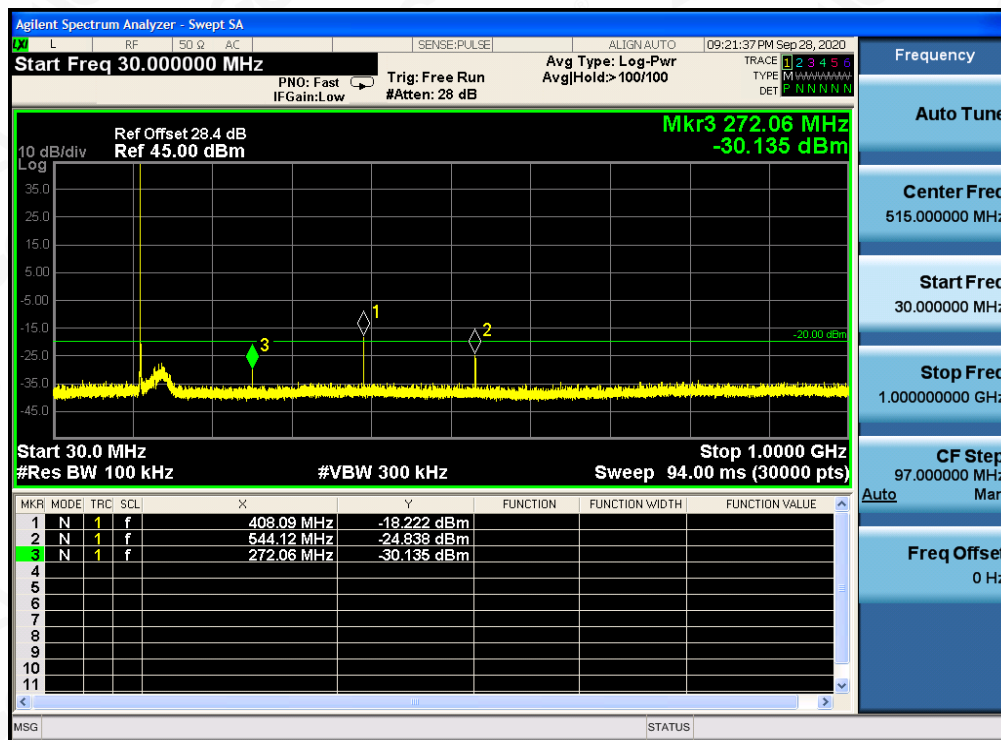




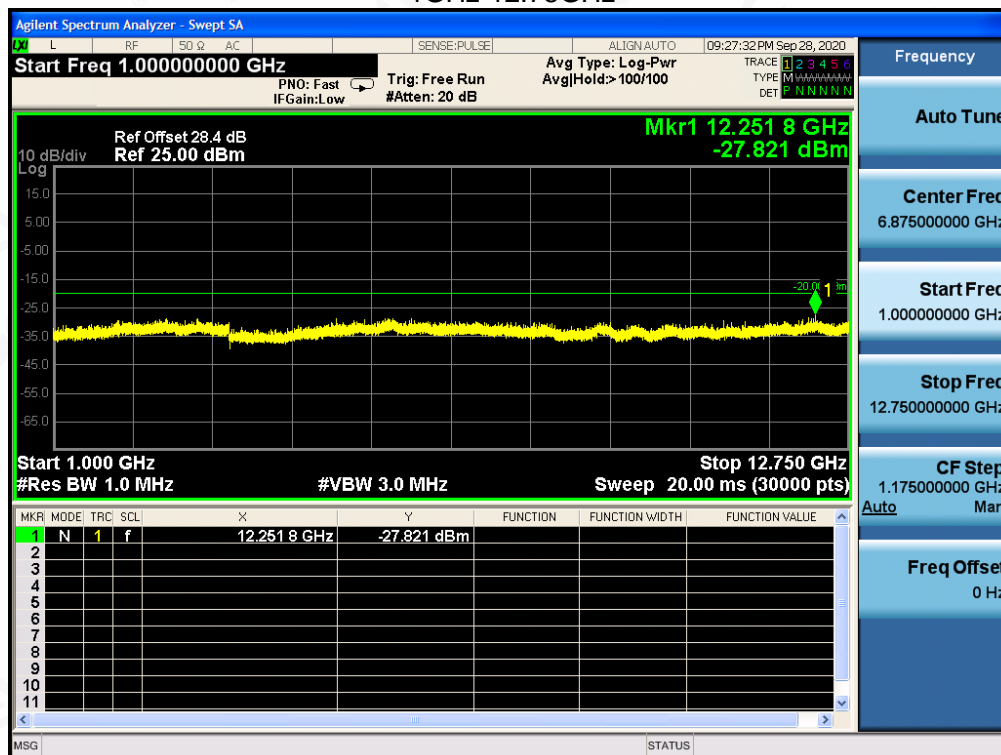
## 11.4 TEST RESULT

Analog:

**Conducted Spurious Emission (worst) @136.025MHz With 12.5 KHz Channel Separation-40W**  
30MHz-1GHz



**Conducted Spurious Emission (worst) @ 136.025MHz With 12.5 KHz Channel Separation-40W**  
1GHz-12.75GHz

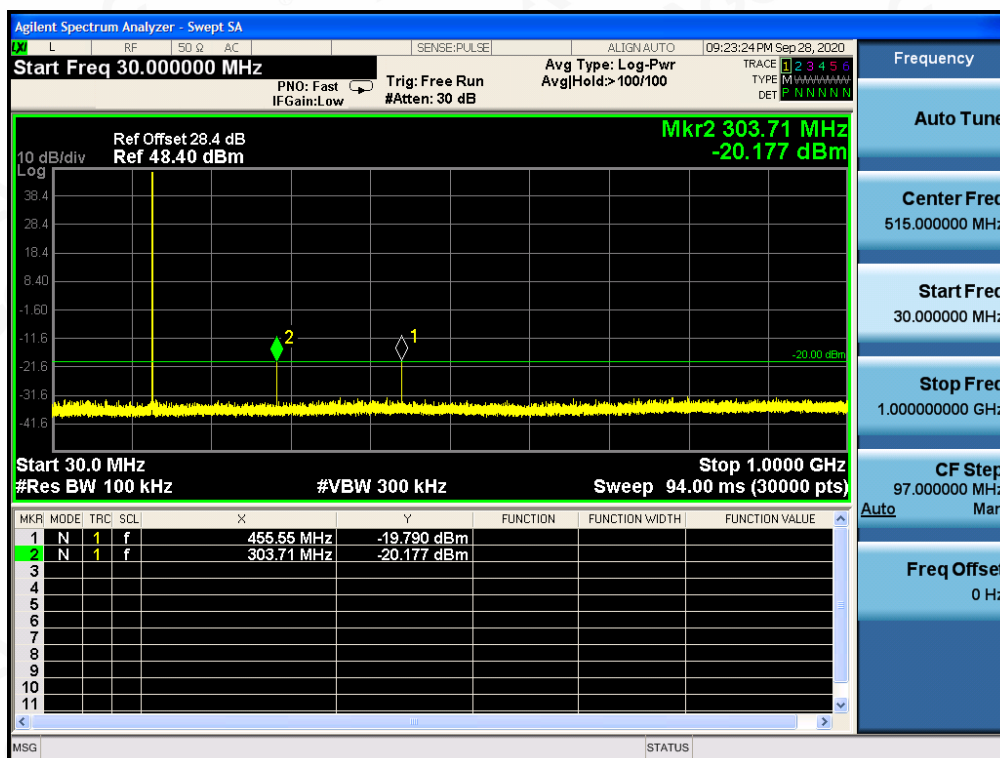


Any report having not been signed by a qualified person shall be invalid. Copying or excerpting portion of, or altering the content of the report is not permitted without the written authorization of AGC. The test results presented in the report apply only to the tested sample. Any objections to report issued by AGC should be submitted to AGC within 15 days after the issuance of the test report. Further enquiry of validity or verification of the test report should be addressed to AGC by agc@agc-cert.com.

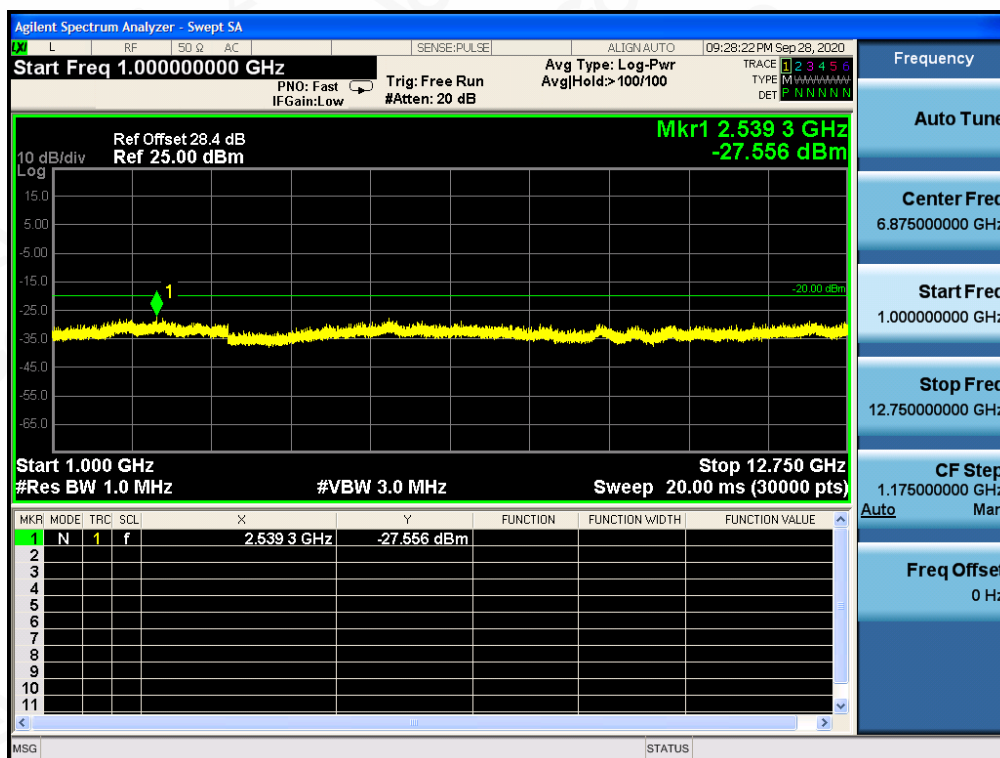
Attestation of Global Compliance(Shenzhen)Co., Ltd  
Attestation of Global Compliance(Shenzhen)Std & Tech Co., Ltd  
Tel: +86-755 2523 4088 E-mail: agc@agc-cert.com Web: http://cn.agc-cert.com/



**Conducted Spurious Emission (worst) @151.850 MHz With 12.5 KHz Channel Separation-40W**  
30MHz-1GHz



**Conducted Spurious Emission (worst) @ 151.850MHz With 12.5 KHz Channel Separation-40W**  
1GHz-12.75GHz

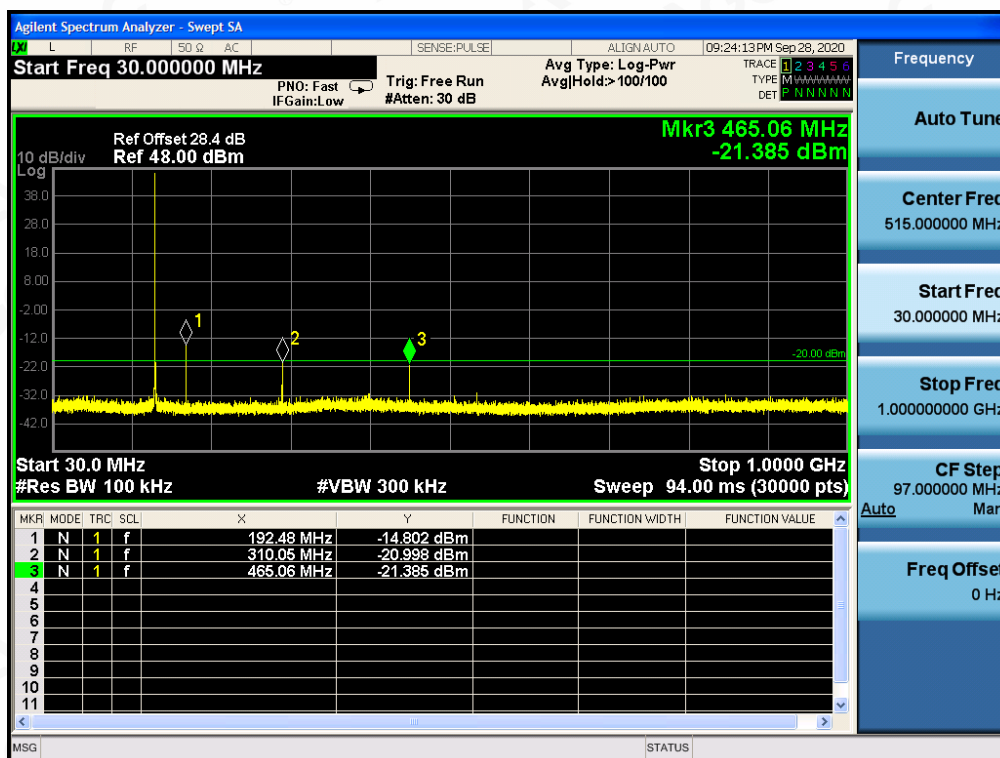


Any report having not been signed by authorized approver, or having been altered without authorization, or having not been stamped by the "Dedicated Testing/Inspection Stamp" is deemed to be invalid. Copying or excerpting portion of, or altering the content of the report is not permitted without the written authorization of AGC. The test results presented in the report apply only to the tested sample. Any objections to report issued by AGC should be submitted to AGC within 15days after the issuance of the test report. Further enquiry of validity or verification of the test report should be addressed to AGC by agc@agc-cert.com.

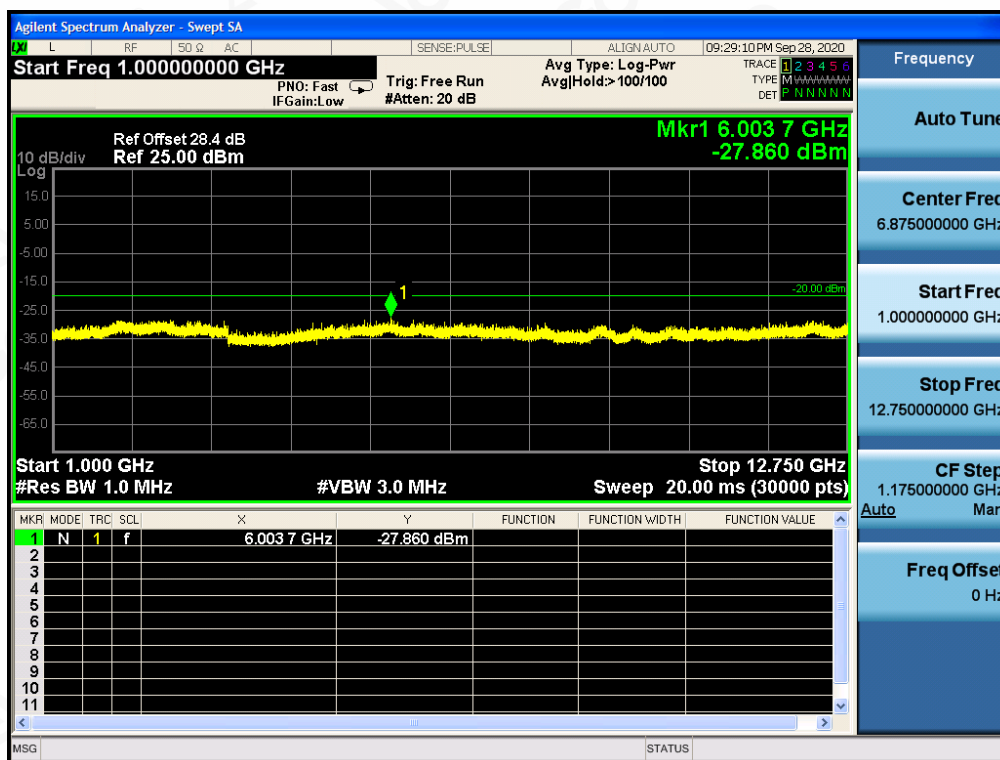
Attestation of Global Compliance(Shenzhen)Co., Ltd  
Attestation of Global Compliance(Shenzhen)Std & Tech Co., Ltd  
Tel: +86-755 2523 4088 E-mail: agc@agc-cert.com Web: http://cn.agc-cert.com/



**Conducted Spurious Emission (worst) @155.025 MHz With 12.5 KHz Channel Separation-40W**  
30MHz-1GHz



**Conducted Spurious Emission (worst) @ 155.025 MHz With 12.5 KHz Channel Separation-40W**  
1GHz-12.75GHz

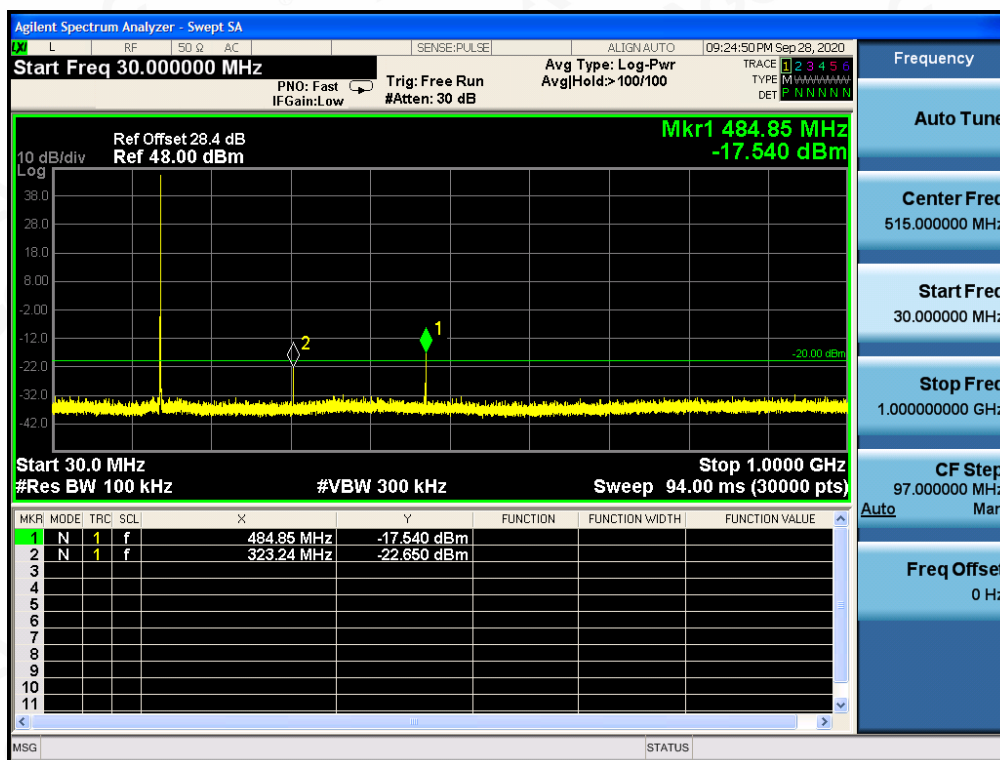


Any report having not been signed by authorized approver, or having been altered without authorization, or having not been stamped by the "Dedicated Testing/Inspection Stamp" is deemed to be invalid. Copying or excerpting portion of, or altering the content of the report is not permitted without the written authorization of AGC. The test results presented in the report apply only to the tested sample. Any objections to report issued by AGC should be submitted to AGC within 15days after the issuance of the test report. Further enquiry of validity or verification of the test report should be addressed to AGC by agc@agc-cert.com.

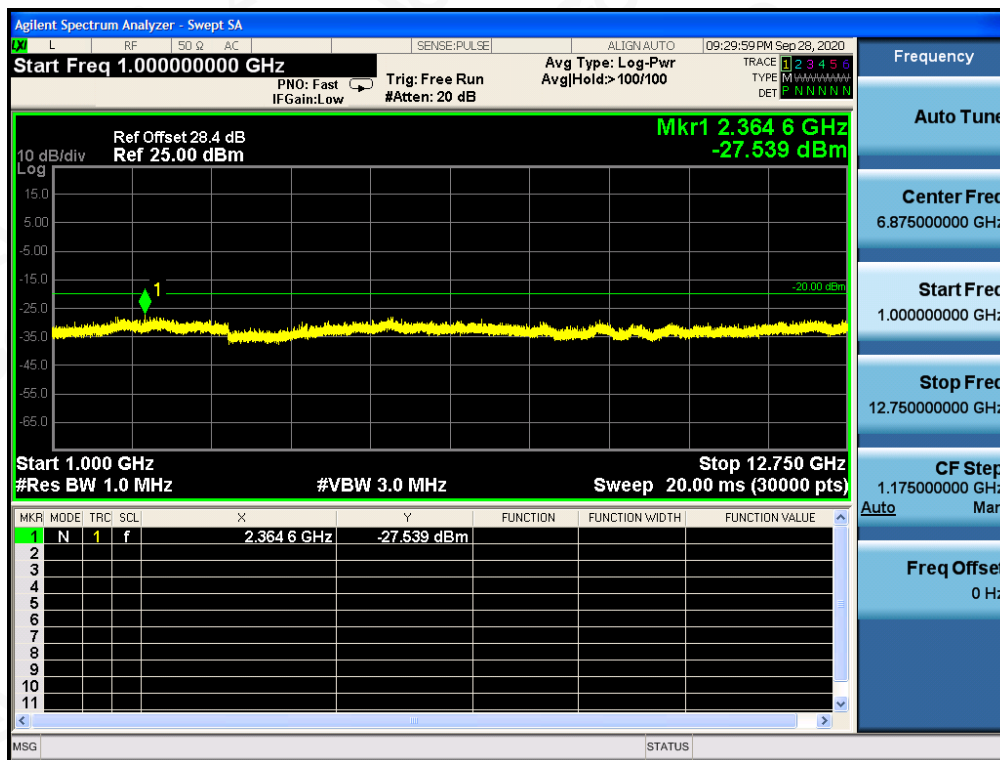




**Conducted Spurious Emission (worst) @161.610 MHz With 12.5 KHz Channel Separation-5W**  
30MHz-1GHz



**Conducted Spurious Emission (worst) @ 161.610MHz With 12.5 KHz Channel Separation-5W**  
1GHz-12.75GHz

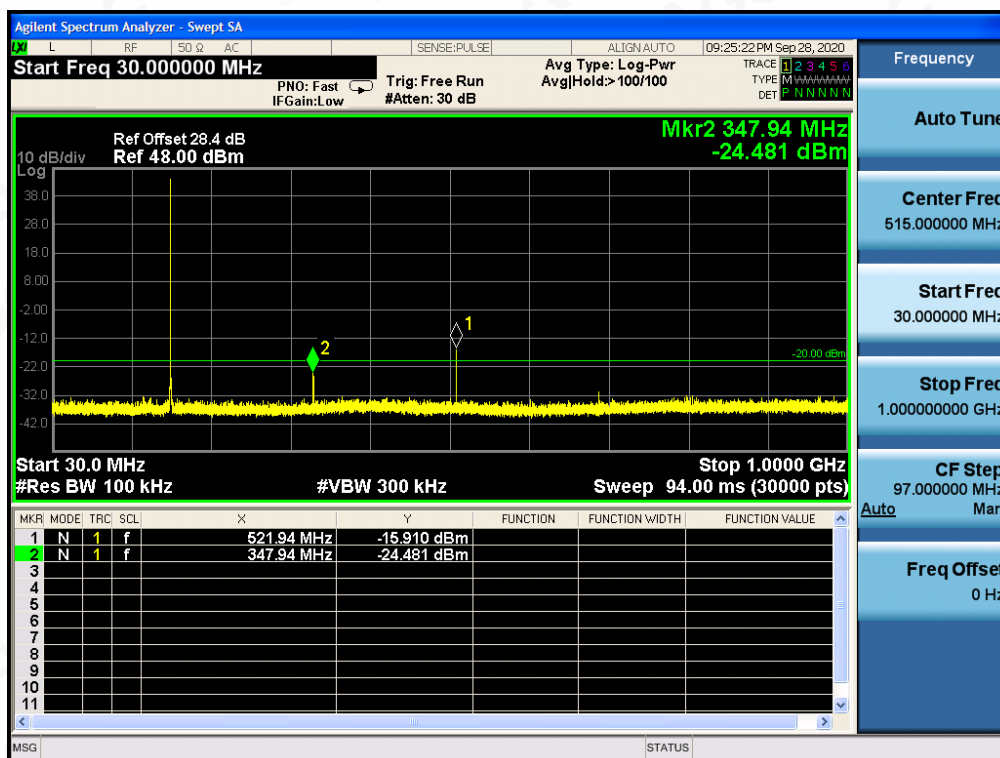


Any report having not been signed by authorized approver, or having been altered without authorization, or having not been stamped by the "Dedicated Testing/Inspection Stamp" is deemed to be invalid. Copying or excerpting portion of, or altering the content of the report is not permitted without the written authorization of AGC. The test results presented in the report apply only to the tested sample. Any objections to report issued by AGC should be submitted to AGC within 15days after the issuance of the test report. Further enquiry of validity or verification of the test report should be addressed to AGC by agc@agc-cert.com.

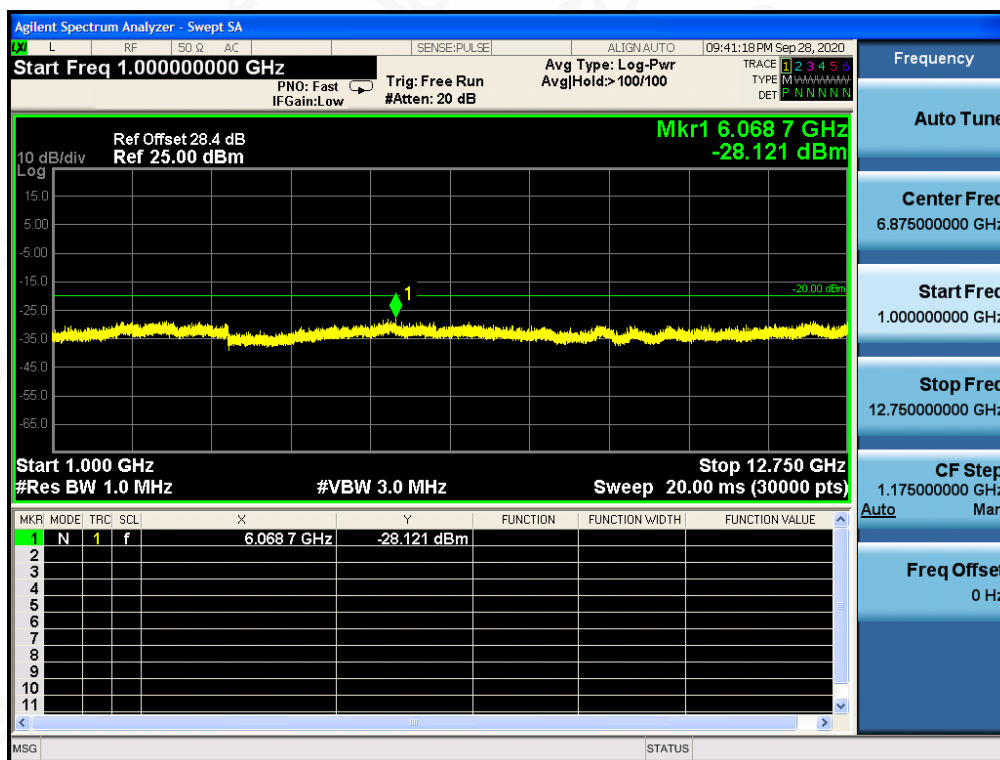




**Conducted Spurious Emission (worst) @173.975 MHz With 12.5 KHz Channel Separation-40W**  
30MHz-1GHz



**Conducted Spurious Emission (worst) @ 173.975MHz With 12.5 KHz Channel Separation-40W**  
1GHz-12.75GHz

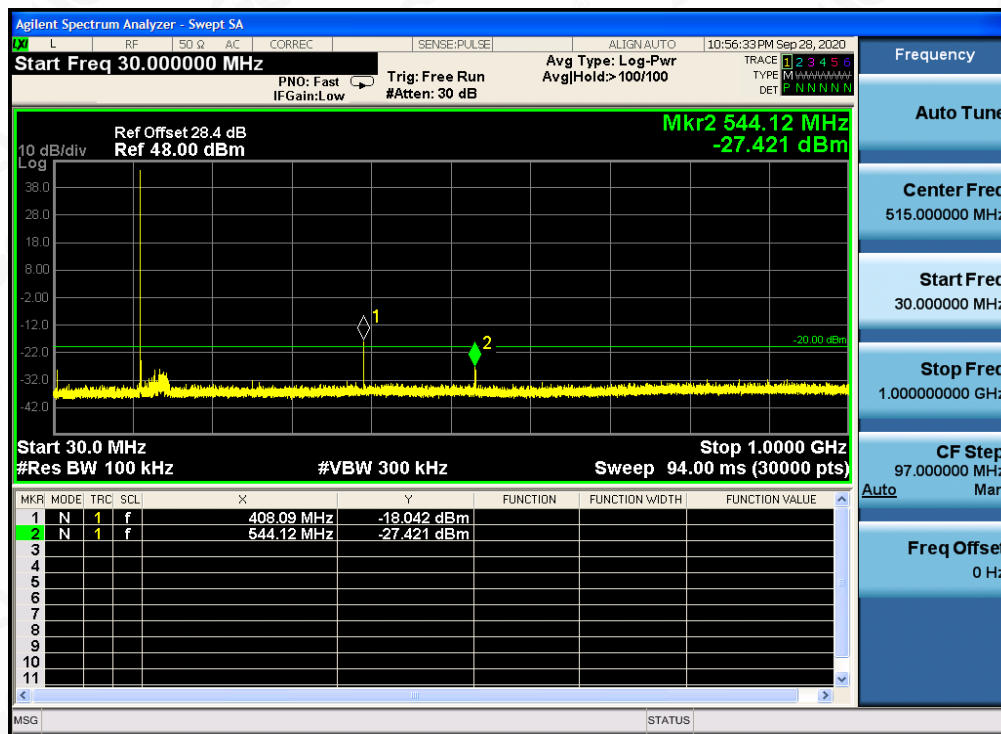


Any report having not been signed by authorized approver, or having been altered without authorization, or having not been stamped by the "Dedicated Testing/Inspection Stamp" is deemed to be invalid. Copying or excerpting portion of, or altering the content of the report is not permitted without the written authorization of AGC. The test results presented in the report apply only to the tested sample. Any objections to report issued by AGC should be submitted to AGC within 15days after the issuance of the test report. Further enquiry of validity or verification of the test report should be addressed to AGC by agc@agc-cert.com.

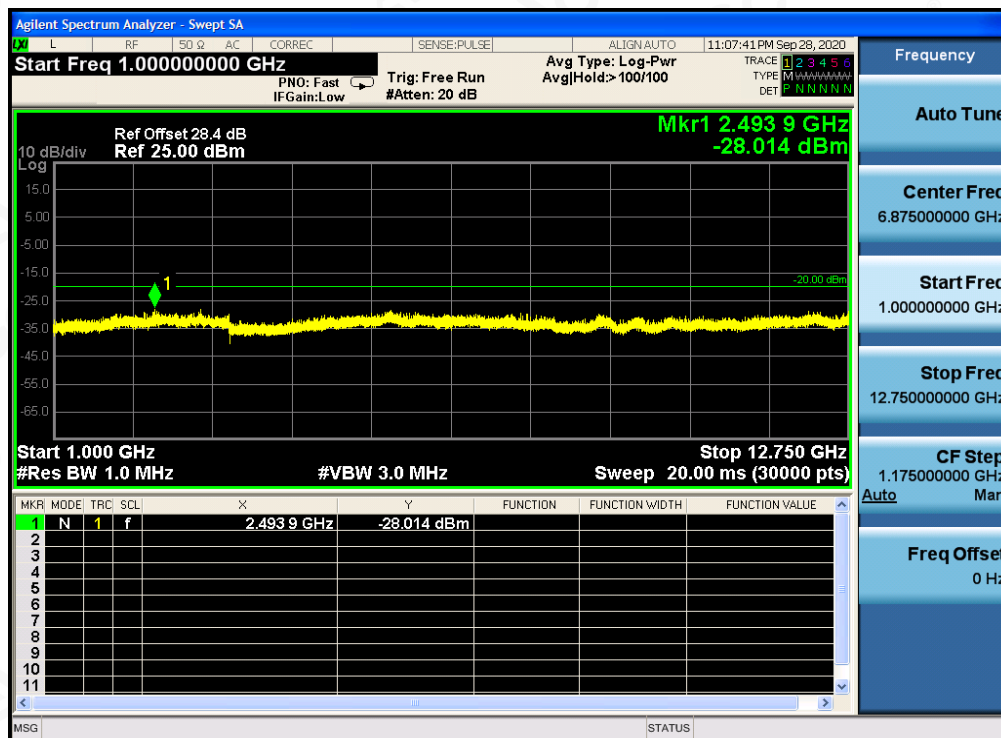


Digital:

**Conducted Spurious Emission (worst) @136.025MHz With 12.5 KHz Channel Separation-40W**  
30MHz-1GHz



**Conducted Spurious Emission (worst) @ 136.025MHz With 12.5 KHz Channel Separation-40W**  
1GHz-12.75GHz



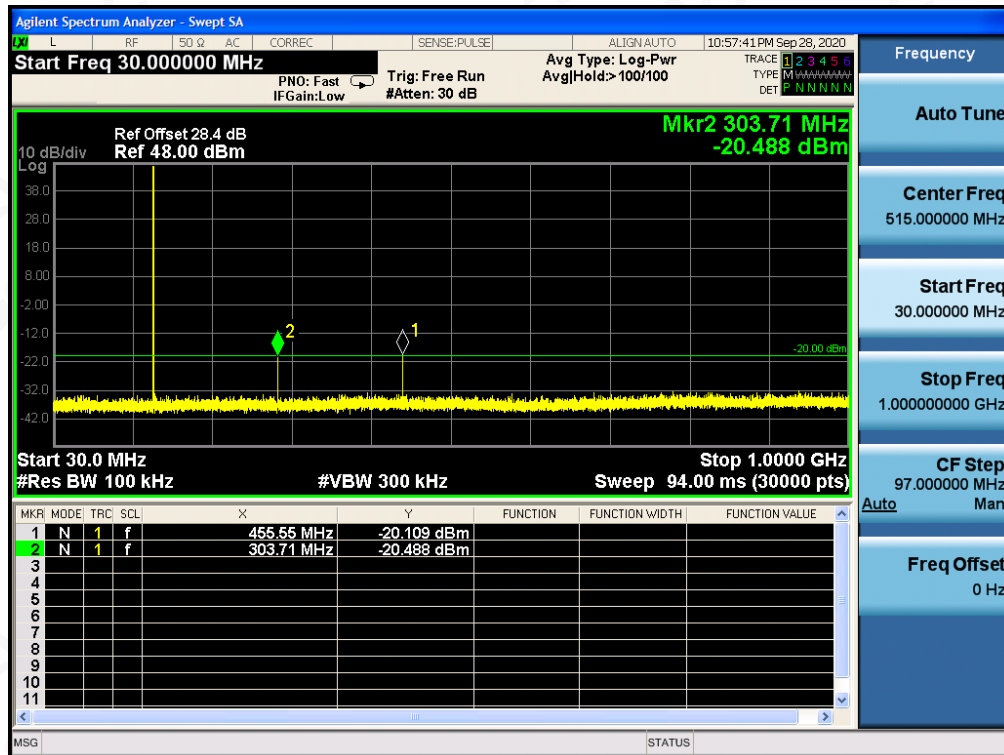
Any report having not been signed by authorized approver, or having been altered without authorization, or having not been stamped by the "Dedicated Testing/Inspection Stamp" is deemed to be invalid. Copying or excerpting portion of, or altering the content of the report is not permitted without the written authorization of AGC. The test results presented in the report apply only to the tested sample. Any objections to report issued by AGC should be submitted to AGC within 15days after the issuance of the test report. Further enquiry of validity or verification of the test report should be addressed to AGC by agc@agc-cert.com.

Attestation of Global Compliance(Shenzhen)Co., Ltd  
Attestation of Global Compliance(Shenzhen)Std & Tech Co., Ltd  
Tel: +86-755 2523 4088 E-mail: agc@agc-cert.com Web: http://cn.agc-cert.com/



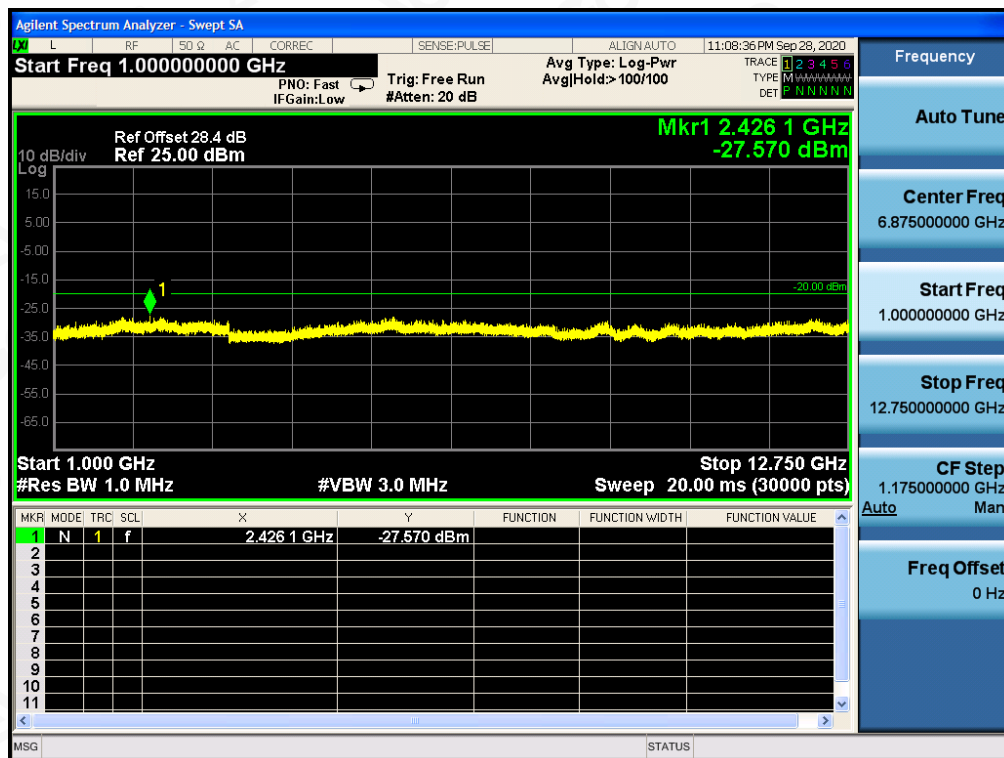
**Conducted Spurious Emission (worst) @151.850 MHz With 12.5 KHz Channel Separation-40W**

30MHz-1GHz



**Conducted Spurious Emission (worst) @ 151.850MHz With 12.5 KHz Channel Separation-40W**

1GHz-12.75GHz



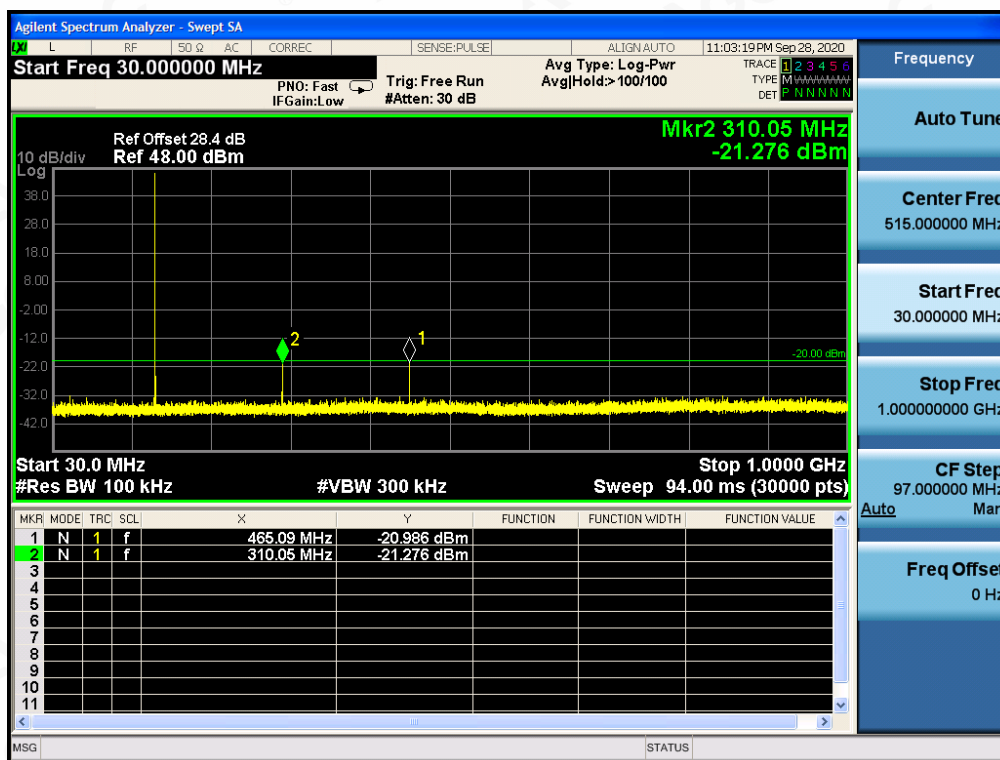
Any report having not been signed by authorized approver, or having been altered without authorization, or having not been stamped by the "Dedicated Testing/Inspection Stamp" is deemed to be invalid. Copying or excerpting portion of, or altering the content of the report is not permitted without the written authorization of AGC. The test results presented in the report apply only to the tested sample. Any objections to report issued by AGC should be submitted to AGC within 15days after the issuance of the test report. Further enquiry of validity or verification of the test report should be addressed to AGC by agc@agc-cert.com.

Attestation of Global Compliance(Shenzhen)Co., Ltd  
Attestation of Global Compliance(Shenzhen)Std & Tech Co., Ltd  
Tel: +86-755 2523 4088 E-mail: agc@agc-cert.com Web: http://cn.agc-cert.com/

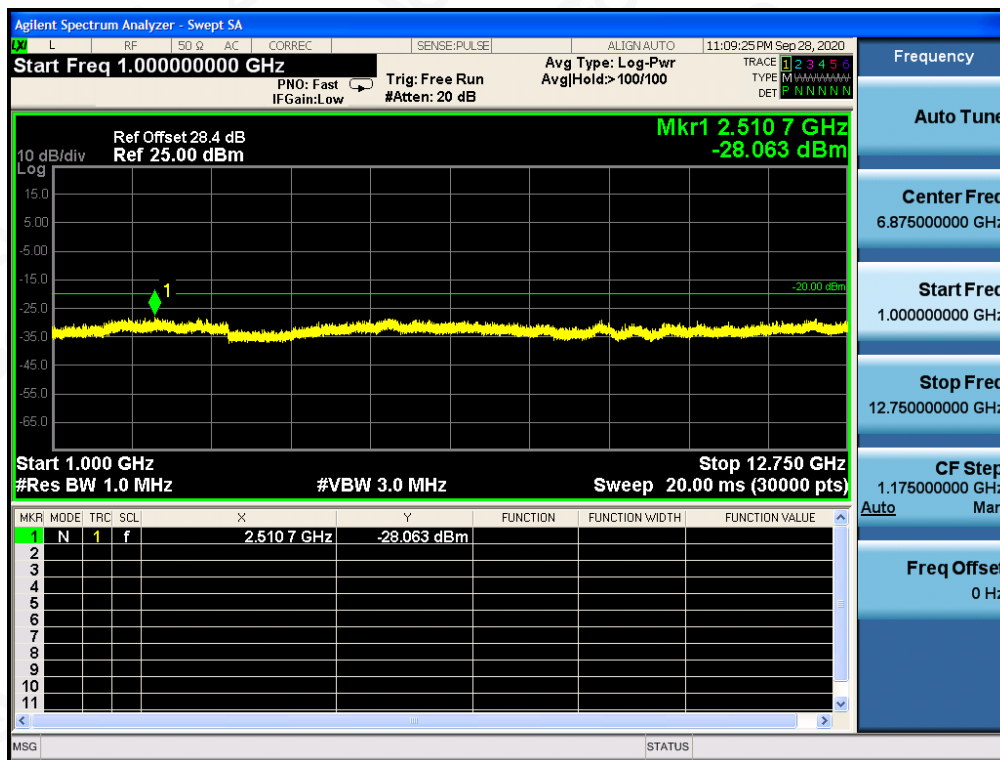




**Conducted Spurious Emission (worst) @155.025 MHz With 12.5 KHz Channel Separation-40W**  
30MHz-1GHz



**Conducted Spurious Emission (worst) @ 155.025 MHz With 12.5 KHz Channel Separation-40W**  
1GHz-12.75GHz

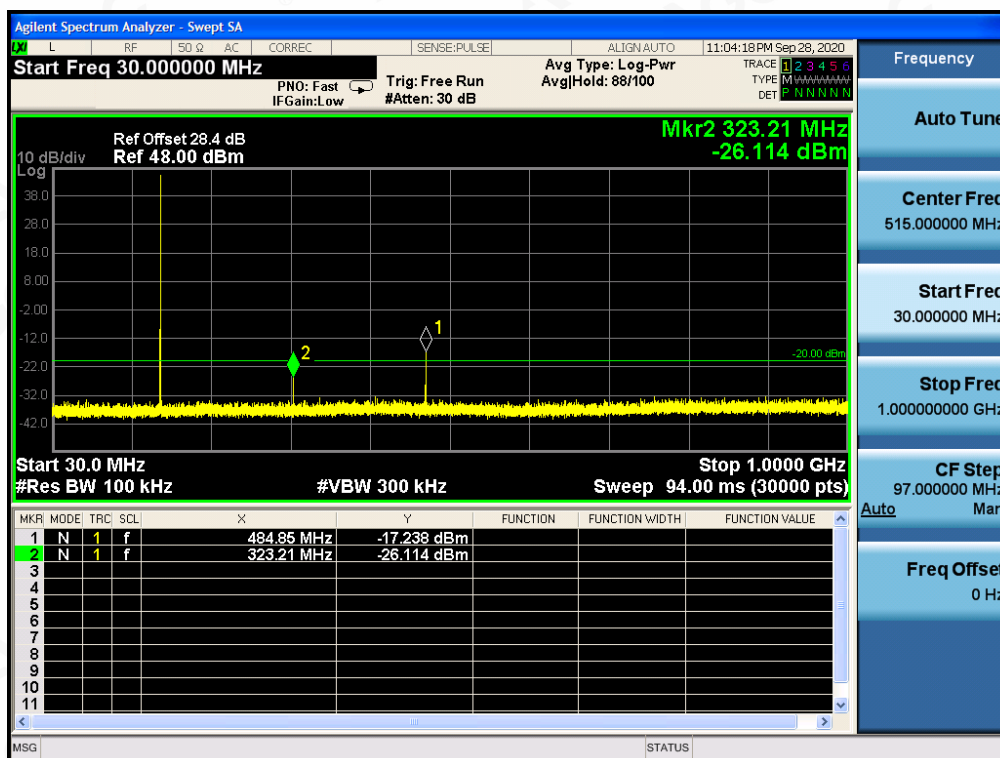


Any report having not been signed by authorized approver, or having been altered without authorization, or having not been stamped by the "Dedicated Testing/Inspection Stamp" is deemed to be invalid. Copying or excerpting portion of, or altering the content of the report is not permitted without the written authorization of AGC. The test results presented in the report apply only to the tested sample. Any objections to report issued by AGC should be submitted to AGC within 15days after the issuance of the test report. Further enquiry of validity or verification of the test report should be addressed to AGC by agc@agc-cert.com.

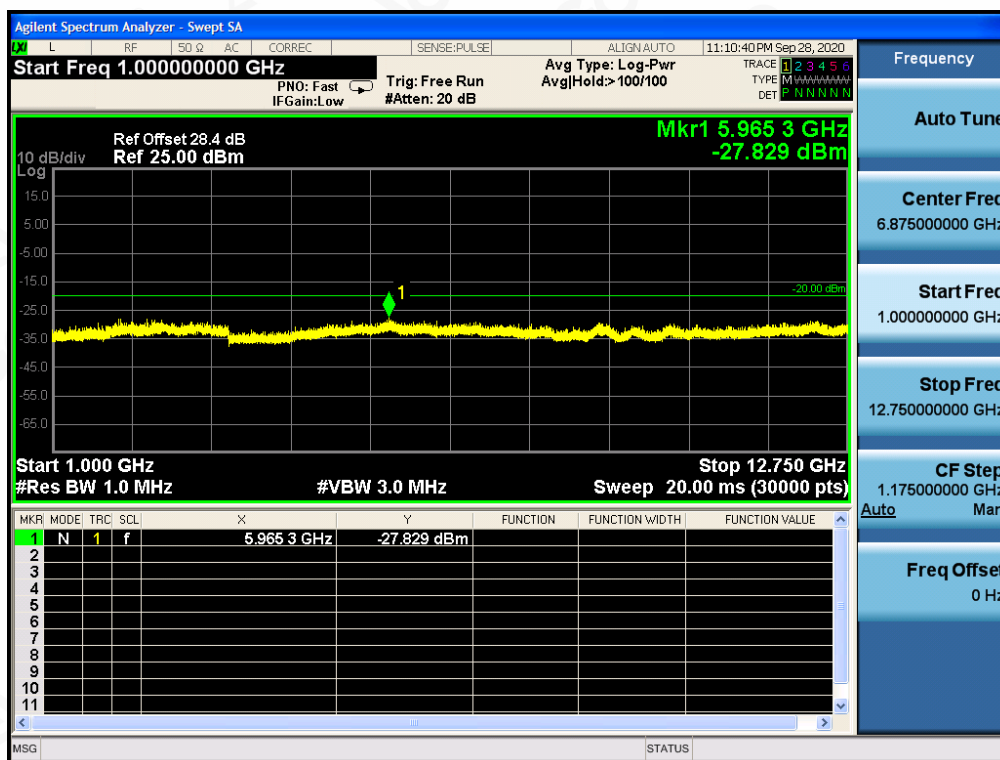




**Conducted Spurious Emission (worst) @161.610 MHz With 12.5 KHz Channel Separation-5W**  
30MHz-1GHz



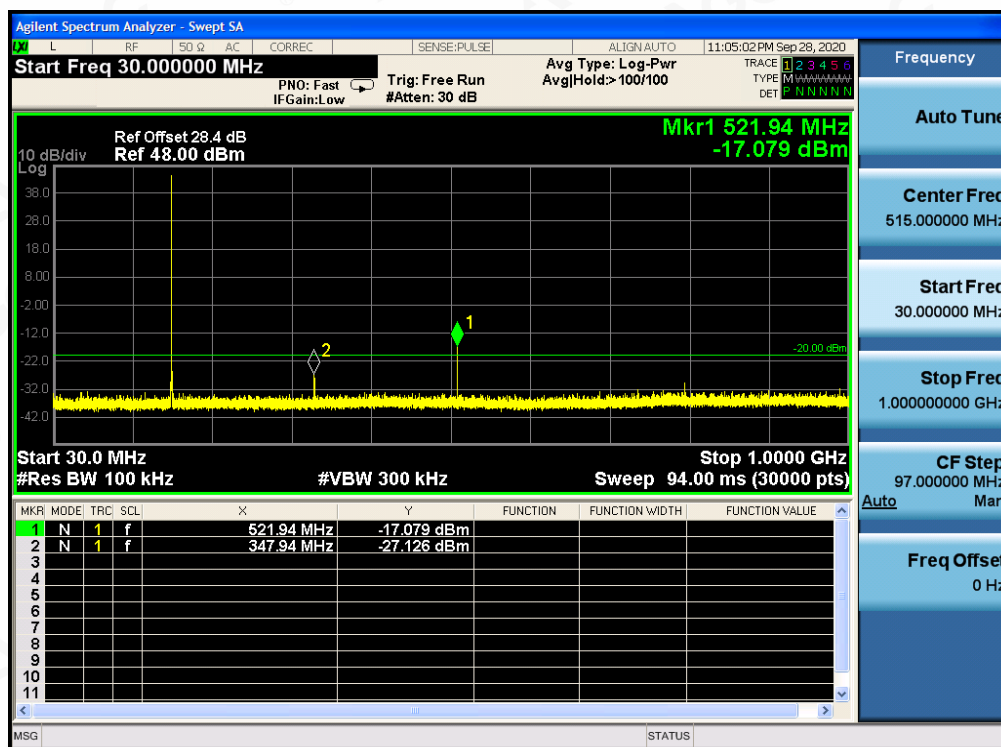
**Conducted Spurious Emission (worst) @ 161.610MHz With 12.5 KHz Channel Separation-5W**  
1GHz-12.75GHz



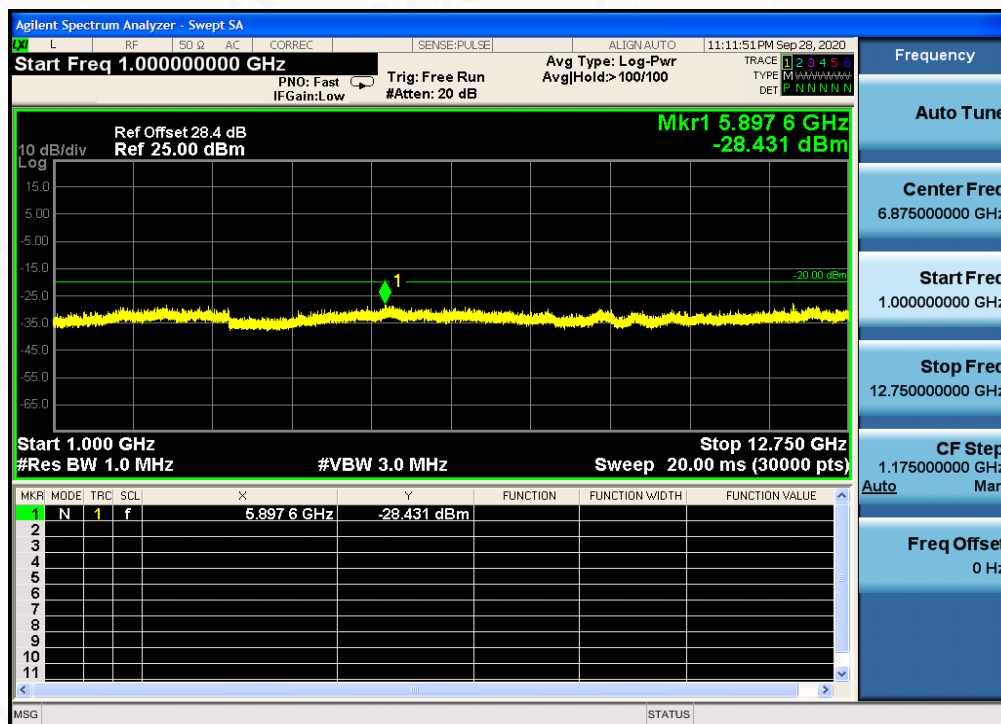
Any report having not been signed by authorized approver, or having been altered without authorization, or having not been stamped by the "Dedicated Testing/Inspection Stamp" is deemed to be invalid. Copying or excerpting portion of, or altering the content of the report is not permitted without the written authorization of AGC. The test results presented in the report apply only to the tested sample. Any objections to report issued by AGC should be submitted to AGC within 15days after the issuance of the test report. Further enquiry of validity or verification of the test report should be addressed to AGC by agc@agc-cert.com.



**Conducted Spurious Emission (worst) @173.975 MHz With 12.5 KHz Channel Separation-40W**  
30MHz-1GHz



**Conducted Spurious Emission (worst) @ 173.975MHz With 12.5 KHz Channel Separation-40W**  
1GHz-12.75GHz



**Note: All the test frequencies was tested, but only the worst data be recorded in this part.**

Any report having not been signed by authorized approver, or having been altered without authorization, or having not been stamped by the "Dedicated Testing/Inspection Stamp" is deemed to be invalid. Copying or excerpting portion of, or altering the content of the report is not permitted without the written authorization of AGC. The test results presented in the report apply only to the tested sample. Any objections to report issued by AGC should be submitted to AGC within 15days after the issuance of the test report. Further enquiry of validity or verification of the test report should be addressed to AGC by agc@agc-cert.com.

Attestation of Global Compliance(Shenzhen)Co., Ltd  
Attestation of Global Compliance(Shenzhen)Std & Tech Co., Ltd  
Tel: +86-755 2523 4088 E-mail: agc@agc-cert.com Web: http://cn.agc-cert.com/



## 12.TRANSMITTER FREQUENCY BEHAVIOR

### 12.1PROVISIONS APPLICABLE

FCC §90.214

Time intervals <sup>1, 2</sup>	Maximum frequency difference <sup>3</sup>	All equipment	
		150 to 174 MHz	421 to 512 MHz
Transient Frequency Behavior for Equipment Designed to Operate on 25 kHz Channels			
t <sub>1</sub> <sup>4</sup> .....	± 25.0 kHz	5.0 ms	10.0 ms
t <sub>2</sub> .....	± 12.5 kHz	20.0 ms	25.0 ms
t <sub>3</sub> <sup>4</sup> .....	± 25.0 kHz	5.0 ms	10.0 ms
Transient Frequency Behavior for Equipment Designed to Operate on 12.5 kHz Channels			
t <sub>1</sub> <sup>4</sup> .....	± 12.5 kHz	5.0 ms	10.0 ms
t <sub>2</sub> .....	± 6.25 kHz	20.0 ms	25.0 ms
t <sub>3</sub> <sup>4</sup> .....	± 12.5 kHz	5.0 ms	10.0 ms
Transient Frequency Behavior for Equipment Designed to Operate on 6.25 kHz Channels			
t <sub>1</sub> <sup>4</sup> .....	± 6.25 kHz	5.0 ms	10.0 ms
t <sub>2</sub> .....	± 3.125 kHz	20.0 ms	25.0 ms
t <sub>3</sub> <sup>4</sup> .....	± 6.25 kHz	5.0 ms	10.0 ms

<sup>1</sup>  $t_{on}$  is the instant when a 1 kHz test signal is completely suppressed, including any capture time due to phasing.

$t_1$  is the time period immediately following  $t_{on}$ .

$t_2$  is the time period immediately following  $t_1$ .

$t_3$  is the time period from the instant when the transmitter is turned off until  $t_{off}$ .

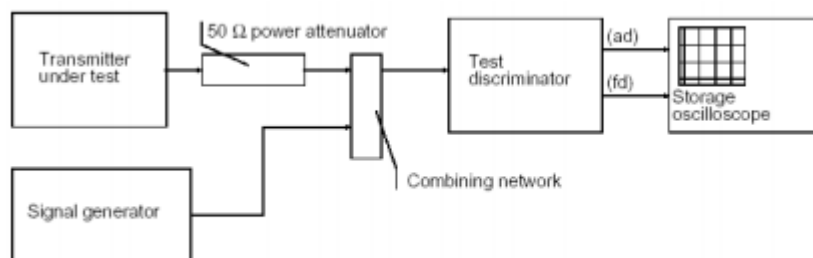
$t_{off}$  is the instant when the 1 kHz test signal starts to rise.

<sup>2</sup> During the time from the end of  $t_2$  to the beginning of  $t_3$ , the frequency difference must not exceed the limits specified in § 90.213.

<sup>3</sup> Difference between the actual transmitter frequency and the assigned transmitter frequency.

<sup>4</sup> If the transmitter carrier output power rating is 6 watts or less, the frequency difference during this time period may exceed the maximum frequency difference for this time period.

### 12.2 TEST CONFIGURATION



Any report having not been signed by authorized approver, or having been altered without authorization, or having not been stamped by the "Dedicated Testing/Inspection Stamp" is deemed to be invalid. Copying or excerpting portion of, or altering the content of the report is not permitted without the written authorization of AGC. The test results presented in the report apply only to the tested sample. Any objections to report issued by AGC should be submitted to AGC within 15 days after the issuance of the test report. Further enquiry of validity or verification of the test report should be addressed to AGC by agc@agc-cert.com.

Attestation of Global Compliance(Shenzhen)Co., Ltd

Attestation of Global Compliance(Shenzhen)Std & Tech Co., Ltd

Tel: +86-755 2523 4088 E-mail: agc@agc-cert.com Web: http://cn.agc-cert.com/





### 12.3 TEST METHOD

According to TIA/EIA-603 2.2.19 requirement, as for the product different from PTT, we use test steps as follows:

1. Connect DUT into Test discriminator and Storage Oscilloscope and keep DUT stats ON;
2. Input 1kHz signal into DUT;
3. Set the modulation domain analyzer to trigger on the rising edge of the waveform in order to capture a single-shot turn-on of the transmitter signals;
4. Keep DUT in OFF state and Key the PTT;
5. Observe the stored oscilloscope of modulation domain analyzer. The signal trace shall be maintained within the allowable limits during the periods t1 and t2, and shall also remain within limits following t2;
6. Adjust the modulation domain analyzer to trigger on the falling edge of the transmitter waveform in order to capture a single-shot turn-off transmitter of the transmitter signal.
7. Keep the digital portable radio in ON state and unkey the PTT;
8. Observe the stored oscilloscope of modulation domain analyzer, The signal trace shall be maintained within the allowable limits during the period t3.
9. Set the signal generator to the assigned transmitter frequency and modulate it with a 1 kHz tone at  $\pm 12.5$  kHz deviation and set its output level to -100dBm.
10. Turn on the transmitter.
11. Supply sufficient attenuation via the RF attenuator to provide an input level to the stored oscilloscope that is 40 dB below the maximum allowed input power when the transmitter is operating at its rated power level. Note this power level on the stored oscilloscope as P0.
12. Turn off the transmitter.
13. Adjust the RF level of the signal generator to provide RF power equal to P0. This signal generator RF level shall be maintained throughout the rest of the measurement.
14. Remove the attenuation, so the input power to the stored oscilloscope is increased by 30 dB when the transmitter is turned on.
15. Adjust the vertical amplitude control of the stored oscilloscope to display the 1000 Hz at  $\pm 4$  divisions vertically centered on the display. Set trigger mode of the Spectrum Analyzer to "Video", and tune the "trigger level" on suitable level. Then set the "trigger offset" to -10ms for turn on and -15ms for turn off.
16. Turn on the transmitter and the transient wave will be captured on the screen of Spectrum Analyzer. Observe the stored display. The instant when the 1 kHz test signal is completely suppressed is considered to be ton. The trace should be maintained within the allowed divisions during the period t1 and t2.
17. Then turn off the transmitter, and another transient wave will be captured on the screen of Spectrum Analyzer. The trace should be maintained within the allowed divisions during the period t3.

Any report having not been signed by authorized approver, or having been altered without authorization, or having not been stamped by the "Dedicated Testing/Inspection Stamp" is deemed to be invalid. Copying or excerpting portion of, or altering the content of the report is not permitted without the written authorization of AGC. The test results presented in the report apply only to the tested sample. Any objections to report issued by AGC should be submitted to AGC within 15 days after the issuance of the test report. Further enquiry of validity or verification of the test report should be addressed to AGC by agc@agc-cert.com.





## 12.4 DESCRIBE LIMIT LINE OF RANSMITTER FREQUENCY BEHAVIOR

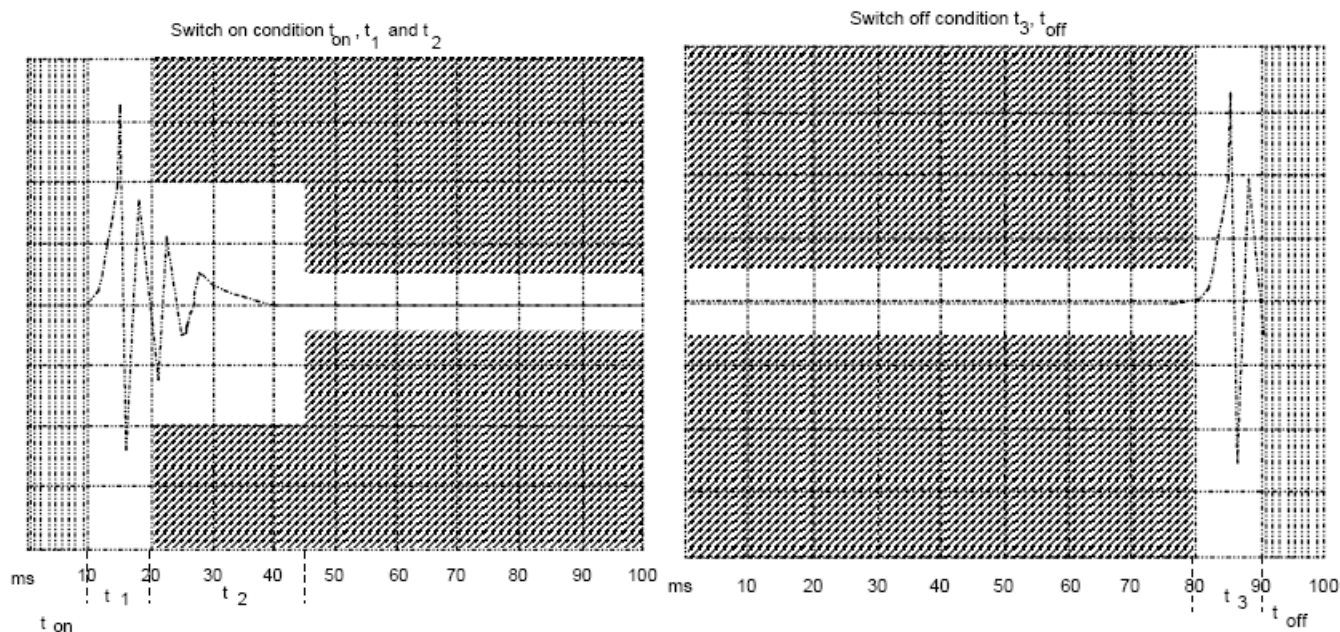
**ton**: The switch-on instant  $t_{on}$  of a transmitter is defined by the condition when the output power, measured at the antenna terminal, exceeds 0,1 % of the full output power (-30 dBc).

**t1**: period of time starting at  $t_{on}$  and finishing according to above 11.1

**t2**: period of time starting at the end of  $t_1$  and finishing according to above 11.1

**toff**: switch-off instant defined by the condition when the output power falls below 0,1 % of the full output power (-30 dBc).

**t3**: period of time that finishing at  $t_{off}$  and starting according to above 11.1



Any report having not been signed by authorized approver, or having been altered without authorization, or having not been stamped by the "Dedicated Testing/Inspection Stamp" is deemed to be invalid. Copying or excerpting portion of, or altering the content of the report is not permitted without the written authorization of AGC. The test results presented in the report apply only to the tested sample. Any objections to report issued by AGC should be submitted to AGC within 15 days after the issuance of the test report. Further enquiry of validity or verification of the test report should be addressed to AGC by [agc@agc-cert.com](mailto:agc@agc-cert.com).

Attestation of Global Compliance(Shenzhen)Co., Ltd

Attestation of Global Compliance(Shenzhen)Std & Tech Co., Ltd

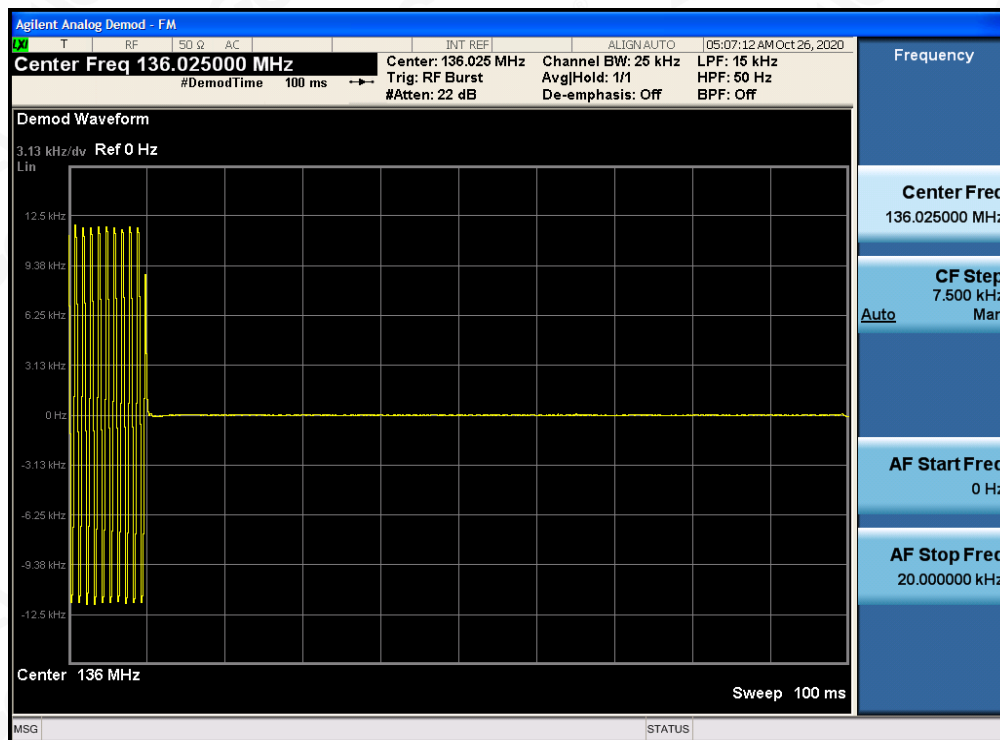
Tel: +86-755 2523 4088 E-mail: [agc@agc-cert.com](mailto:agc@agc-cert.com) Web: <http://cn.agc-cert.com/>



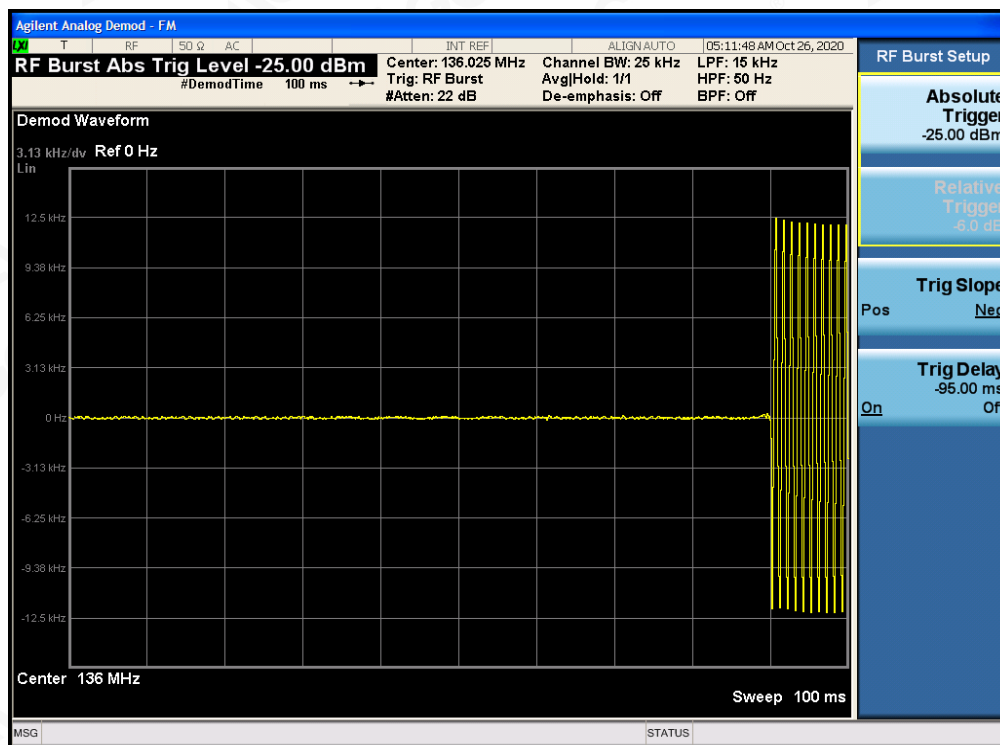
## 12.5 MEASURE RESULT

### VHF:40W

#### Transmitter Frequency Behavior @ 12.5 KHz Channel Separation--Off to On



#### Transmitter Frequency Behavior @ 12.5 KHz Channel Separation--On to Off



Note: All the test frequencies was tested, but only the worst data be recorded in this part.

Any report having not been signed by authorized approver, or having been altered without authorization, or having not been stamped by the "Dedicated Testing/Inspection Stamp" is deemed to be invalid. Copying or excerpting portion of, or altering the content of the report is not permitted without the written authorization of AGC. The test results presented in the report apply only to the tested sample. Any objections to report issued by AGC should be submitted to AGC within 15days after the issuance of the test report. Further enquiry of validity or verification of the test report should be addressed to AGC by agc@agc-cert.com.

Attestation of Global Compliance(Shenzhen)Co., Ltd

Attestation of Global Compliance(Shenzhen)Std & Tech Co., Ltd

Tel: +86-755 2523 4088 E-mail: agc@agc-cert.com Web: http://cn.agc-cert.com/



### 13.1.TEST LIMITS

**90.242(b)(8):** Recommended audio filter attenuation characteristics are given below:

Audio band	Minimum Attenuation Rel. to 1 KHz Attenuation
3 –20 KHz	$60 \log_{10}(f/3)$ dB where f is in KHz
20 – 30 KHz	50dB

The rated audio input signal was applied to the input of the audio low-pass filter (or of all modulation stages) using an audio oscillator, this input signal level and its corresponding output signal were then measured and recorded using the FFT Digital Spectrum Analyzer. Tests were repeated at different audio signal frequencies from 0 to 50 KHz.

RF Communication Test set

Audio output

Transmitter Under Test

Low Pass Filter Input

EUT

Attestation of Global Compliance(Shenzhen)Co., Ltd  
Attestation of Global Compliance(Shenzhen)Std & Tech Co., Ltd  
Tel: +86-755 2523 4088 E-mail: aac@aac-cert.com Web: <http://cn.aac-cert.com/>

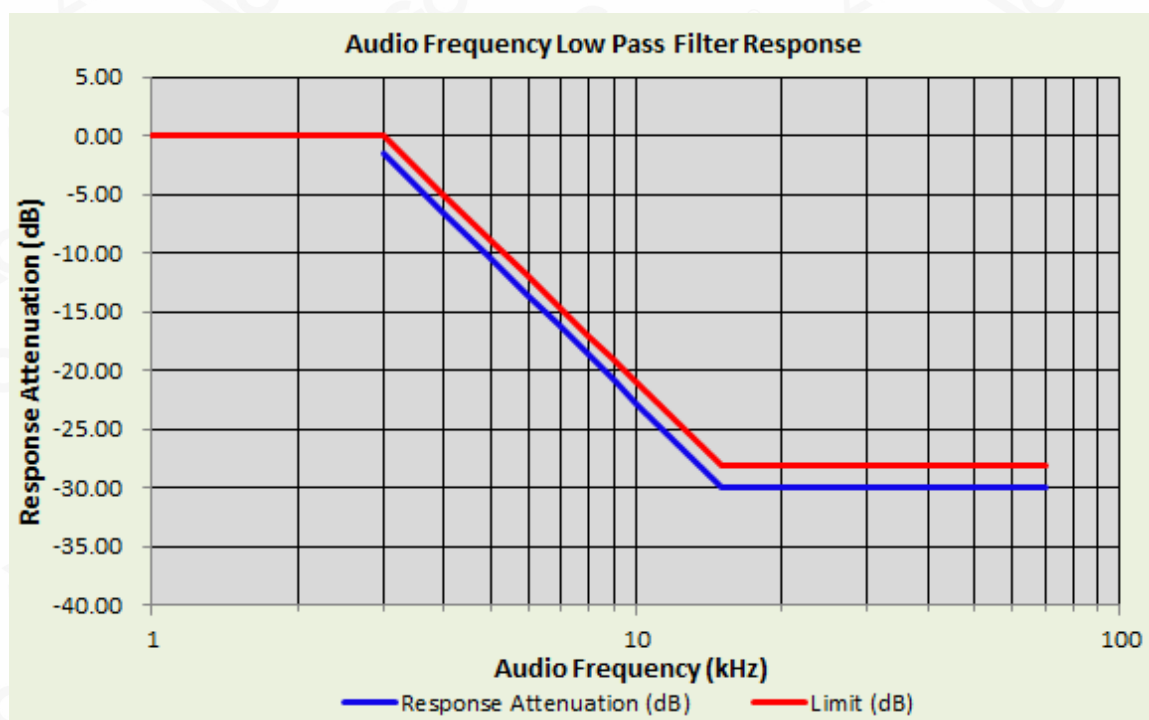




### 13.4.TEST RESULT

**BOTTOM CHANNEL @ 12.5 KHZ CHANNEL SPACING, F3E, FREQUENCY OF ALL MODULATION STATES (TEST RESULT FOR UHF)-40W**

Audio Frequency (kHz)	Response Attenuation (dB)	Limit (dB)
1	0	/
3	-1.51	0.00
4	-6.56	-5.00
5	-10.43	-8.87
6	-13.60	-12.04
7	-16.28	-14.72
8	-18.60	-17.04
9	-20.82	-19.08
10	-22.85	-20.92
15	-29.93	-28.00
20	-30.01	-28.00
30	-30.01	-28.00
50	-30.01	-28.00
70	-30.01	-28.00



Note: All the test frequencies was tested, but only the worst data be recorded in this part.

Any report having not been signed by authorized approver, or having been altered without authorization, or having not been stamped by the "Dedicated Testing/Inspection Stamp" is deemed to be invalid. Copying or excerpting portion of, or altering the content of the report is not permitted without the written authorization of AGC. The test results presented in the report apply only to the tested sample. Any objections to report issued by AGC should be submitted to AGC within 15days after the issuance of the test report. Further enquiry of validity or verification of the test report should be addressed to AGC by agc@agc-cert.com.


Attestation of Global Compliance(Shenzhen)Co., Ltd  
Attestation of Global Compliance(Shenzhen)Std & Tech Co., Ltd  
Tel: +86-755 2523 4088 E-mail: agc@agc-cert.com Web: http://cn.agc-cert.com/





## APPENDIX I: PHOTOGRAPHS OF SETUP

### RADIATED EMISSION TEST SETUP



### RADIATED EMISSION ABOVE 1G TEST SETUP



Any report having not been signed by authorized approver, or having been altered without authorization, or having not been stamped by the "Dedicated Testing/Inspection Stamp" is deemed to be invalid. Copying or excerpting portion of, or altering the content of the report is not permitted without the written authorization of AGC. The test results presented in the report apply only to the tested sample. Any objections to report issued by AGC should be submitted to AGC within 15days after the issuance of the test report. Further enquiry of validity or verification of the test report should be addressed to AGC by [agc@agc-cert.com](mailto:agc@agc-cert.com).

Attestation of Global Compliance(Shenzhen)Co., Ltd  
Attestation of Global Compliance(Shenzhen)Std & Tech Co., Ltd  
Tel: +86-755 2523 4088 E-mail: [agc@agc-cert.com](mailto:agc@agc-cert.com) Web: <http://cn.agc-cert.com/>



## CONDUCTED TEST SETUP



----END OF REPORT----

Any report having not been signed by authorized approver, or having been altered without authorization, or having not been stamped by the "Dedicated Testing/Inspection Stamp" is deemed to be invalid. Copying or excerpting portion of, or altering the content of the report is not permitted without the written authorization of AGC. The test results presented in the report apply only to the tested sample. Any objections to report issued by AGC should be submitted to AGC within 15days after the issuance of the test report. Further enquiry of validity or verification of the test report should be addressed to AGC by [agc@agc-cert.com](mailto:agc@agc-cert.com).

Attestation of Global Compliance(Shenzhen)Co., Ltd  
Attestation of Global Compliance(Shenzhen)Std & Tech Co., Ltd  
Tel: +86-755 2523 4088 E-mail: [agc@agc-cert.com](mailto:agc@agc-cert.com) Web: <http://cn.agc-cert.com/>





## Conditions of Issuance of Test Reports

1. All samples and goods are accepted by the Attestation of Global Compliance (Shenzhen) Co., Ltd (the “Company”) solely for testing and reporting in accordance with the following terms and conditions. The company provides its services on the basis that such terms and conditions constitute express agreement between the company and any person, firm or company requesting its services (the “Clients”).
2. Any report issued by Company as a result of this application for testing services (the “Report”) shall be issued in confidence to the Clients and the Report will be strictly treated as such by the Company. It may not be reproduced either in its entirety or in part and it may not be used for advertising or other unauthorized purposes without the written consent of the Company. The Clients to whom the Report is issued may, however, show or send it, or a certified copy thereof prepared by the Company to its customer, supplier or other persons directly concerned. The Company will not, without the consent of the Clients, enter into any discussion or correspondence with any third party concerning the contents of the Report, unless required by the relevant governmental authorities, laws or court orders.
3. The Company shall not be called or be liable to be called to give evidence or testimony on the Report in a court of law without its prior written consent, unless required by the relevant governmental authorities, laws or court orders.
4. The non-CMA report issued by AGC is only permitted to be used by the client as internal reference use and shall not be used for public demonstration purpose.
5. In the event of the improper use of the report as determined by the Company, the Company reserves the right to withdraw it, and to adopt any other additional remedies which may be appropriate.
6. Samples submitted for testing are accepted on the understanding that the Report issued cannot form the basis of, or be the instrument for, any legal action against the Company.
7. The Company will not be liable for or accept responsibility for any loss or damage however arising from the use of information contained in any of its Reports or in any communication whatsoever about its said tests or investigations.
8. Clients wishing to use the Report in court proceedings or arbitration shall inform the Company to that effect prior to submitting the sample for testing.
9. The Company is not responsible for recalling the electronic version of the original report when any revision is made to them. The Client assumes the responsibility to providing the revised version to any interested party who uses them.
10. Subject to the variable length of retention time for test data and report stored hereinto as otherwise specifically required by individual accreditation authorities, the Company will only keep the supporting test data and information of the test report for a period of six years. The data and information will be disposed of after the aforementioned retention period has elapsed. Under no circumstances shall we provide any data and information which has been disposed of after retention period. Under no circumstances shall we be liable for damage of any kind, including (but not limited to) compensatory damages, lost profits, lost data, or any form of special, incidental, indirect, consequential or punitive damages of any kind, whether based on breach of contract of warranty, tort (including negligence), product liability or otherwise, even if we are informed in advance of the possibility of such damages.

Any report having not been signed by authorized approver, or having been altered without authorization, or having not been stamped by the Dedicated Testing/Inspection Stamp” is deemed to be invalid. Copying or excerpting portion of, or altering the content of the report is not permitted without the written authorization of AGC. The test results presented in the report apply only to the tested sample. Any objections to report issued by AGC should be submitted to AGC within 15days after the issuance of the test report. Further enquiry of validity or verification of the test report should be addressed to AGC by [agc@agc-cert.com](mailto:agc@agc-cert.com).

