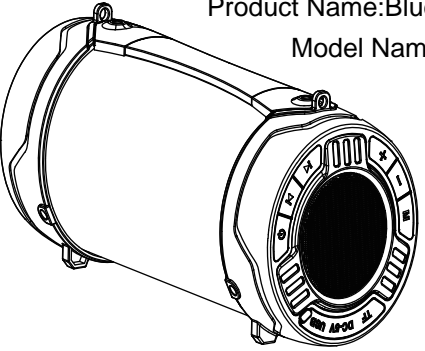


User Manual

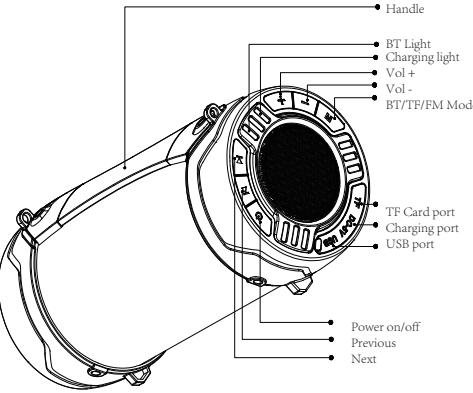
Product Name:Bluetooth Speaker

Model Name:JWH-P5,P5



Manufacture:Dongguan Jin wen hua digital technology Co.,LTD.

Product View



Attention

Please read the following attention for using correctly and keep the speaker life better :

- Please use the speaker in usually environment.
- Hight altitude falling may destroy the speaker.
- Please don’ t try to tear the speaker by yourself,or cleaning it with chemical solvent.
- Please turn off the speaker if long time no use.
- Don’ t use it loudly for long time in case to hurt your ears.
- Lithium battery bulit in, please don’ t through out or put it in fire

Product Feature

- BT/TF/ FM mode
- Volume +/-,previous(FM previous channel)and next songs(Fm next channel)
- USB charging
- Audio notification
- Indicators
- Bluetooth function

Packing component

speaker (1pc) 、 quick start guide (1pc) 、 USB cable (1pc)

Operation

1. long press power button in the same time , BT LED flash quick and audio notification (speaker get into BT mode automatically) .

How to connection

1. get BT mode, speaker paired automatically last device in 30s. the BT LED shall be flash quick when waiting for pair or no pair(smartphone different the connection shall be bit different)

2. open your BT device , searching speaker , smartphone shall show “ESB301 SPEAKER” . get pairing, waiting for a while the BT Light always on then it paired, in the same time audio notification.


3. enjoy your music after paired BT mode.

TF in Mode Operation

1. Speaker switch to TF mode automatically when you plug TF card.

2. Signal source come from TF devices (MP3/phone/PC etc), enjoy your music.



PLAY/PAUSE

When playing, press  to get to play or pasue.

Volume adjust

turn the Volume button then can adjust Volume down or up(“+” and “-”)

Previous/Next

short press “”or “” key then can get previous or next song.(only suit BT mould)

Charging speaker

through USB cable connect PC or any 5V DC adaptor to get charge.LED red when charing.charing time about 4H. the red LED off when full charged.

LED Indicator

the LED on the case flash when power on, speaker waiting for pair. speaker paired or speaker working when the LED solid blue.

speaker in charging the battery LED red, red off then full charged.

Battery

battery working time shall be different base on Vol, speaker wil power off automaticall when low power shall be charged in time.need to charge at least one time per month to keep battery life.

- Sounds different

please check whether over the valid distance, or there are barrier between speaker and device.

- Ensure that speakers into pairing mode. If the blue light is not flashing quickly, please restart your speaker until the blue indicator light flashing rapidly to get into pairing mode again. If the blue light is flashing quickly, show that speaker is in pairing mode. Phone support A2HP protocol, Windows and apple system compatible bluetooth driver If computer/phone/tablet system upgrades and hardware is not compatible, cause the speaker bluetooth can’t identify or is unable to use normally, seller afford irresponsible.
- Unable to connect the computer to charge Try to replace the USB cable or restart the computer.
- power saving mode Once connected ,audio didn’t work in 10 minutes , bluetooth stereo get into deep sleep, wake up must restart the power supply once.
- Can’t connect the speakers Ensure that speakers into pairing mode Sure phone in a reasonable range of bluetooth use, under environment without sunscreen, the largest bluetooth connection distance is about 10 meters Restart and set the cell phone bluetooth pairing and connecting When the device connected with the bluetooth devices , other phone unable to connect it. when mobile phones connect to other bluetooth devices . For connection with this equipment, please close the other bluetooth devices, and then restart it.

Specification

Model: JWH-P5

Size: 285*116*116mm

Bluetooth protocol : Bluetooth V3.0+EDR

Transmission range : < 10M(transmission distance is different by different environmental)

USB charge: DC 5V

Speaker : 2

Power: 2*5W

Audio source selection : TF &Bluetooth & FM

Frequency range : 120HZ-18KHZ

Buit-in lithium abttery: 3.7V/1800mAh

Playing time: about 6hours(volume50% , affected by the volume and the audio content)

FCC Caution.

This device complies with part 15 of the FCC Rules. Operation is subject to the following two conditions:

(1) This device may not cause harmful interference, and

(2) this device must accept any interference received, including interference that may cause undesired operation.

Any Changes or modifications not expressly approved by the party responsible for compliance could void the user’s authority to operate the equipment.

Note: This equipment has been tested and found to comply with the limits for a Class B digital device, pursuant to part 15 of the FCC Rules. These limits are designed to provide reasonable protection against harmful interference in a residential installation. This equipment generates uses and can radiate radio frequency energy and, if not installed and used in accordance with the instructions, may cause harmful interference to radio communications. However, there is no guarantee that interference will not occur in a particular installation. If this equipment does cause harmful interference to radio or television reception, which can be determined by turning the equipment off and on, the user is encouraged to try to correct the interference by one or more of the following measures:

- Reorient or relocate the receiving antenna.
- Increase the separation between the equipment and receiver.
- Connect the equipment into an outlet on a circuit different from that to which the receiver is connected.
- Consult the dealer or an experienced radio/TV technician for help.

The device has been evaluated to meet general RF exposure requirement. The device can be used in portable exposure condition without restriction.