




Combi Antenna




Radiated Emissions 30 – 1000 MHz



Radiated Emissions 1 – 18 GHz




Radiated Emissions Above 18 GHz







Whip Antenna + Patch Antenna



Radiated Emissions 30 – 1000 MHz



Radiated Emissions 1 – 18 GHz



Radiated Emissions above 18 GHz

