

# wireless boombox speaker

high quality sound



LED light  
display



rechargeable  
battery

# Important Safety Precautions

When using your Vivitar Wireless Boombox Speaker, basic safety precautions should always be followed, including the following:

1. READ ALL INSTRUCTIONS BEFORE USING YOUR SPEAKER.
2. Do not use your speaker near water.
3. Do not place your speaker on any wet surfaces.
4. Do not allow children or the infirm to play with your speaker without adult supervision.
5. Do not expose your speaker to excessive heat, flames or fire.
6. Always press all buttons or switches carefully. Do not manhandle your speaker.
7. Do not use in extremely dry environments, as this can lead to static discharge during usage.
8. Do not expose your speaker to temperatures above 40°C. Keep out of direct sunlight.
9. Do not attempt to repair this product yourself. Contact a qualified service center if your speaker is in need of service.
10. Do not drop, puncture or expose your speaker to excessive trauma.
11. Your speaker is not intended for commercial use.
12. Do not place near objects that generate a strong magnetic field.
13. Unplug your speaker when not in use for long periods of time or during lightning storms.
14. Before using your speaker, inspect the ports to make sure that they are clear of dust and debris.
15. Use a soft cloth to clean your speaker. Never use any harsh chemicals or detergents. Make sure your speaker is dry before using.
16. When your speaker is not in use, it should be stored in a cool, dry place.
17. Please recycle or dispose of your speaker properly based on the laws and rules of your municipality. Contact local recycling facilities and/or the manufacturer of your speaker for further information.



## CAUTION

### BATTERY WARNING:

- The device is equipped with an integrated lithium battery. The battery cannot be replaced. Do not attempt to remove the battery from the device.
- Do not dispose of in fire or expose to excessive heat.
- Do not crush, puncture, incinerate, or short circuit external contacts.
- Please recycle or dispose of the battery properly. Contact your local recycling facilities and/or the manufacturer for further information.

# Introduction

Thank you for purchasing the Vivitar Wireless Boombox Speaker, item VCTN60020-CVS. You can use your speaker with most smartphones and Bluetooth devices to stream music wirelessly. In order to get the best results, please read this manual first before using your device.

## Package Contents

- Vivitar VCTN60020-CVS Wireless Boombox Speaker
- USB Charging Cable
- User's Manual with Warranty Information

## Specifications

**Bluetooth Range:** Up to 33 feet (10 meters)

**Power Supply:** DC 5V

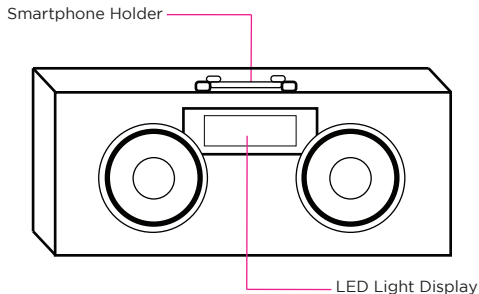
**Battery Type:** 3.7V, 1200mAh Lithium Ion Battery

**Charge Time:** Approximately 2-3 Hours

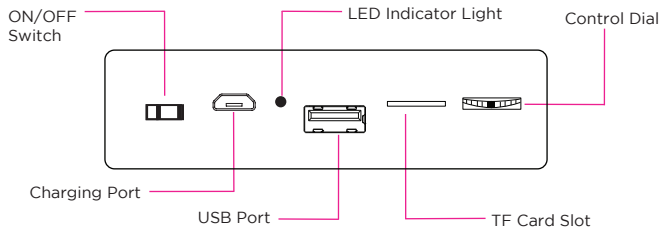
**Play Time:** Approximately 3 Hours at 50% Volume

# A Quick Look at Your Device

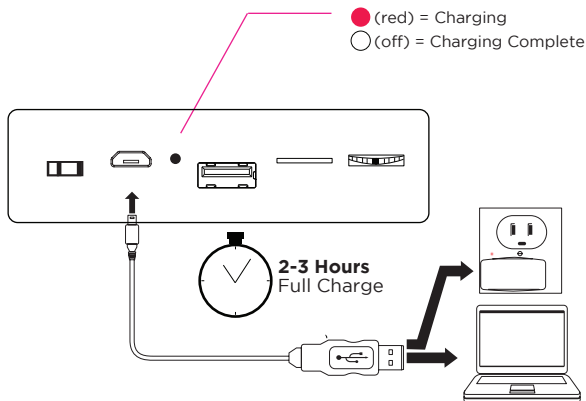
**Front View**



**Control Panel**  
(top view)



# Charging Your Speaker



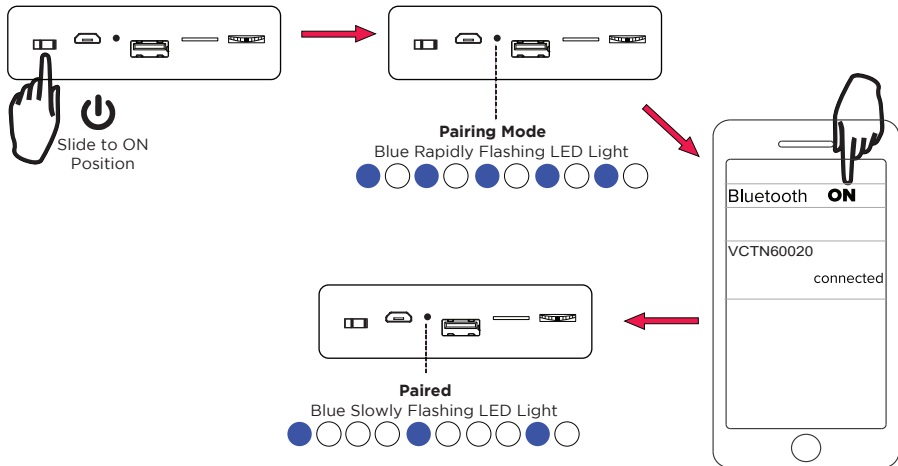
**NOTE:** Overcharging could reduce the life of the battery. A charged battery will lose its capacity if it is not used on a regular basis.

## Important!

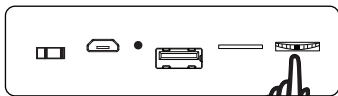
To avoid a complete discharge of the battery, charge your speaker at least once every six months.

# Pairing Your Speaker with a Bluetooth Device

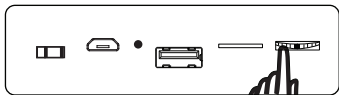
Your speaker can be paired with most Bluetooth devices so that you can stream music wirelessly. In order to pair your speaker with a phone, follow the steps below:



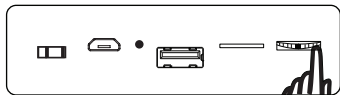
# Controlling Music



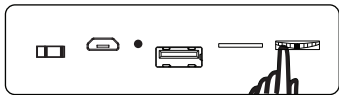
PRESS MIDDLE OF CONTROL DIAL



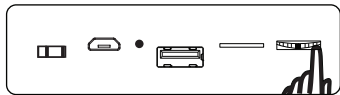
SLIDE CONTROL DIAL LEFT



SLIDE CONTROL DIAL RIGHT



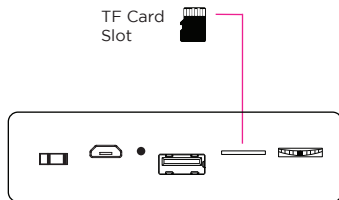
SLIDE & HOLD  
CONTROL DIAL LEFT



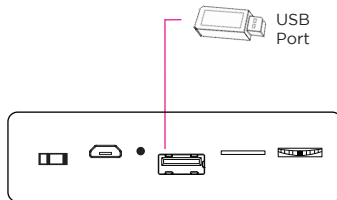
SLIDE & HOLD  
CONTROL DIAL RIGHT



# Changing Modes



When a TF or Micro SD memory card is inserted into the TF Card Slot, your speaker will play any .MP3 music file stored on the card.



When a USB thumb drive or jump drive is inserted into the USB Port your speaker will play any .MP3 music file stored on the drive. Note that the USB port cannot be used to charge your electronic devices.

Your speaker will automatically enter Bluetooth mode when powered on. If a memory card is inserted in the TF Card Slot, your speaker will automatically enter “SD Card Mode”. If a USB thumb drive is inserted into the USB Port, your speaker will automatically enter “USB Driver Mode”. If both a memory card and thumb drive are inserted, your speaker will enter “USB Driver Mode”. You can press and hold the center of the Control Dial to manually switch modes.



# FCC Statement

Changes or modifications not expressly approved by the party responsible for compliance could void the user's authority to operate the equipment.

This device complies with Part 15 of the FCC Rules. Operation is subject to the following two conditions: (1) this device may not cause harmful interference, and (2) this device must accept any interference received, including interference that may cause undesired operation.

This equipment has been tested and found to comply with the limits for a Class B digital device, pursuant to Part 15 of the FCC Rules. These limits are designed to provide reasonable protection against harmful interference in a residential installation. This equipment generates, uses and can radiate radio frequency energy and, if not installed and used in accordance with the instructions, may cause harmful interference to radio communications. However, there is no guarantee that interference will not occur in a particular installation.

If this equipment does cause harmful interference to radio or television reception, which can be determined by turning the equipment off and on, the user is encouraged to try to correct the interference by one or more of the following measures:

- Reorient or relocate the receiving antenna.
- Increase the separation between the equipment and receiver.
- Connect the equipment into an outlet on a circuit different from that to which the receiver is connected.
- Consult the dealer or an experienced radio/TV technician for help.

# Vivitar One Year Warranty

This warranty covers the original consumer purchaser only and is not transferable.

This warranty covers products that fail to function properly UNDER NORMAL USAGE, due to defects in material or workmanship. Your product will be repaired or replaced at no charge for parts or labor for a period of one year.

## **What Is Not Covered by Warranty**

Damages or malfunctions not resulting from defects in material or workmanship and damages or malfunctions from other than normal use, including but limited to, repair by unauthorized parties, tampering, modification or accident.

## **To Obtain Warranty Service and Troubleshooting Information:**

Call 1-800-592-9541 in the U.S. or 0-800-917-4831 in the UK or visit our website at [www.vivitar.com](http://www.vivitar.com).

To receive Warranty service along with the name and address of an authorized product service center, the original consumer purchaser must contact us for problem determination and service procedures. Proof of purchase in the form of a bill of sale or receipted invoice, evidencing that the product is within the applicable Warranty period(s), MUST be presented in order to obtain the requested service. It is your responsibility to properly package and send any defective products along with a dated copy of proof of purchase, a written explanation of the problem, and a valid return address to the authorized service center at your expense. Do not include any other items or accessories with the defective product. Any products received by the authorized service center that are not covered by warranty will be returned unrepaid.

# **Vivitar One Year Warranty (continued)**

**NO WARRANTIES, WHETHER EXPRESS OR IMPLIED, INCLUDING, BUT NOT LIMITED TO, ANY IMPLIED WARRANTIES OF MERCHANTABILITY OR FITNESS FOR A PARTICULAR PURPOSE, OTHER THAN THOSE EXPRESSLY DESCRIBED ABOVE SHALL APPLY. DISTRIBUTOR FURTHER DISCLAIMS ALL WARRANTIES AFTER THE EXPRESS WARRANTY PERIOD STATED ABOVE. NO OTHER EXPRESS WARRANTY OR GUARANTY GIVEN BY ANY PERSON, FIRM OR ENTITY WITH RESPECT TO THE PRODUCT SHALL BE BINDING ON DISTRIBUTOR. REPAIR, REPLACEMENT, OR REFUND OF THE ORIGINAL PURCHASE PRICE - AT DISTRIBUTOR'S SOLE DISCRETION -ARE THE EXCLUSIVE REMEDIES OF THE CONSUMER. IN NO EVENT WILL DISTRIBUTOR, ITS MANUFACTURERS, OR SAKAR INT. BE LIABLE FOR ANY INCIDENTAL, DIRECT, INDIRECT, SPECIAL, PUNITIVE OR CONSEQUENTIAL DAMAGES (SUCH AS, BUT NOT LIMITED TO, DAMAGES FOR LOSS OF PROFITS, BUSINESS, SAVINGS, DATA OR RECORDS) CAUSED BY THE USE, MISUSE OR INABILITY TO USE THE PRODUCT. EXCEPT AS STATED HEREIN, NO OTHER WARRANTIES SHALL APPLY. NOTWITHSTANDING THE FOREGOING, CONSUMER'S RECOVERY AGAINST DISTRIBUTOR SHALL NOT EXCEED THE PURCHASE PRICE OF THE PRODUCT SOLD BY DISTRIBUTOR. THIS WARRANTY SHALL NOT EXTEND TO ANYONE OTHER THAN THE ORIGINAL CONSUMER WHO PURCHASED THE PRODUCT AND IS NOT TRANSFERABLE.**

**Some countries, states or provinces do not allow the exclusion or limitation of incidental or consequential damages or allow limitations on warranties, so limitation or exclusions may not apply to you. This warranty gives you specific legal rights, and you may have other rights that vary from state to state or province to province. Contact your authorized retailer to determine if another warranty applies. This product is manufactured, distributed and sold by SAKAR International, Inc. All other trademarks are the property of the respective owner, who has not sponsored, endorsed or approved this product.**

# VIVITAR®

©2020 Sakar International  
195 Carter Drive  
Edison, NJ 08817  
Support: 800 592 9541  
[www.vivitar.com](http://www.vivitar.com)

The Bluetooth® word mark and logos are registered trademarks owned by the Bluetooth SIG, Inc. and any use of such marks by Vivitar is under license. Other trademarks and trade names are those of their respective owners.