Mode	28	
	Band Edge - L	
	U-NII-2C_5.47-5.725_802.11ac VHT80_CH122_5610MHz	
ANT	3	
Pol.	Horizontal	Fundamental
Peak	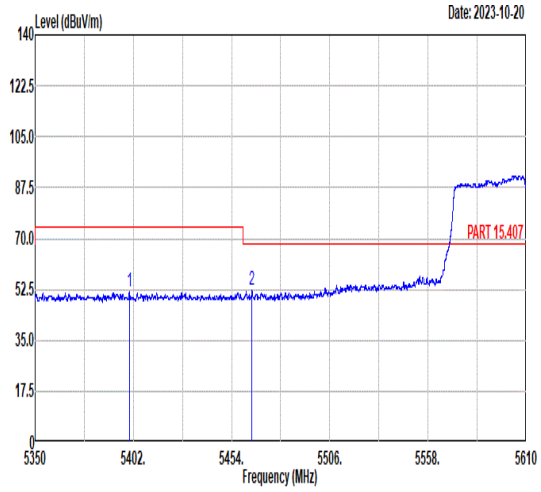 Freq Level Limit Line Margin (dB) Read Level Ant Factor Cable Loss Preamp Factor APos TPos Remark MHz dBuV/m dBuV/m dBuV dB/m dB dB cm deg 1 5399.82 51.87 74.00 -22.13 38.23 34.82 10.91 32.09 226 292 PEAK 2 5464.82 52.14 68.30 -16.16 38.36 34.81 11.14 32.17 226 292 PEAK	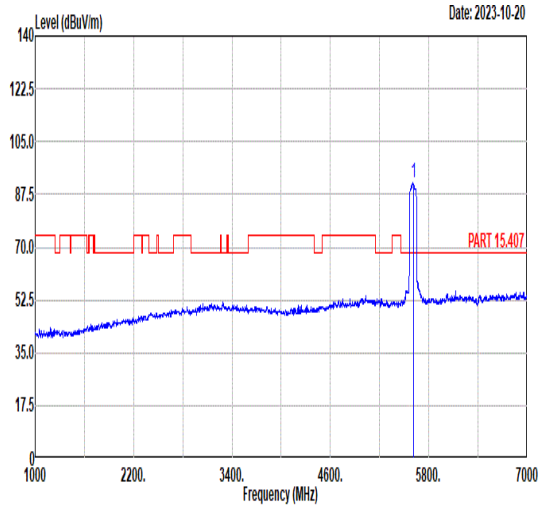 Freq Level Limit Line Margin (dB) Read Level Ant Factor Cable Loss Preamp Factor APos TPos Remark MHz dBuV/m dBuV/m dBuV dB/m dB dB cm deg 1 5610.00 91.21 ------ ------ 76.84 34.95 11.71 32.29 226 292 PEAK
Avg	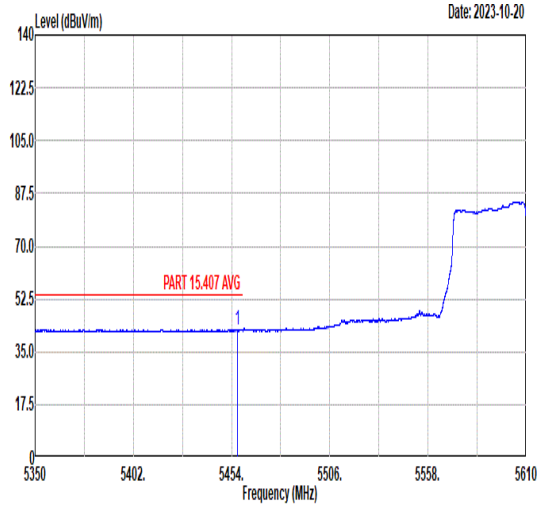 Freq Level Limit Line Margin (dB) Read Level Ant Factor Cable Loss Preamp Factor APos TPos Remark MHz dBuV/m dBuV/m dBuV dB/m dB dB cm deg 1 5457.28 42.44 54.00 -11.56 28.68 34.81 11.11 32.16 226 292 AVERAGE	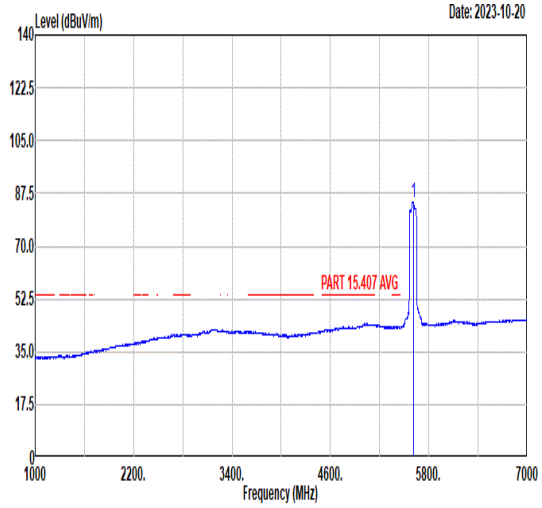 Freq Level Limit Line Margin (dB) Read Level Ant Factor Cable Loss Preamp Factor APos TPos Remark MHz dBuV/m dBuV/m dBuV dB/m dB dB cm deg 1 5610.00 84.40 ------ ------ 70.05 34.94 11.70 32.29 226 292 AVERAGE

Mode	28	
	Band Edge - R	
	U-NII-2C_5.47-5.725_802.11ac VHT80_CH122_5610MHz	
ANT	3	
Pol.	Horizontal	Fundamental
Peak	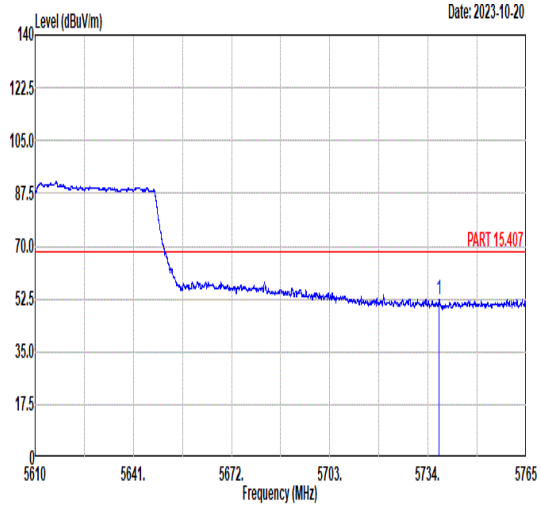 Freq Level Limit Line Margin (dB) Read Level Ant Factor Cable Loss Preamp Factor APos TPos Remark MHz dBuV/m dBuV/m dBuV dB/m dB dB cm deg 1 5737.49 52.50 68.30 -15.80 38.12 35.13 11.65 32.40 226 292 PEAK	Blank

Mode	28	
	Band Edge - L	
	U-NII-2C_5.47-5.725_802.11ac VHT80_CH122_5610MHz	
ANT	3	
Pol.	Vertical	Fundamental
Peak	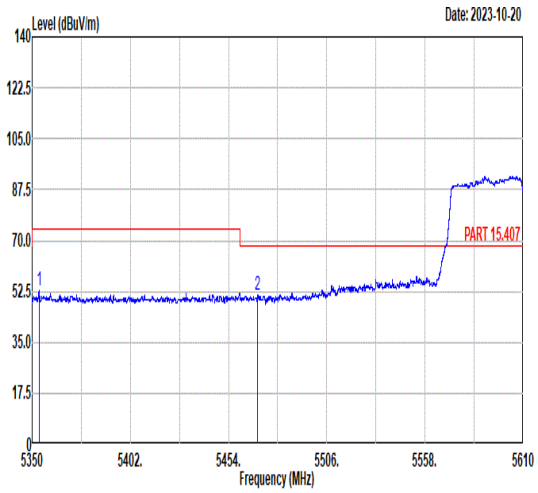 Freq Level Limit Line Margin (dB) Read Level Ant Factor Cable Loss Preamp Factor APos TPos Remark 1 5353.77 52.75 74.00 -21.25 39.01 34.83 10.94 32.03 223 271 PEAK 2 5469.47 51.29 68.30 -17.01 37.50 34.81 11.16 32.18 223 271 PEAK	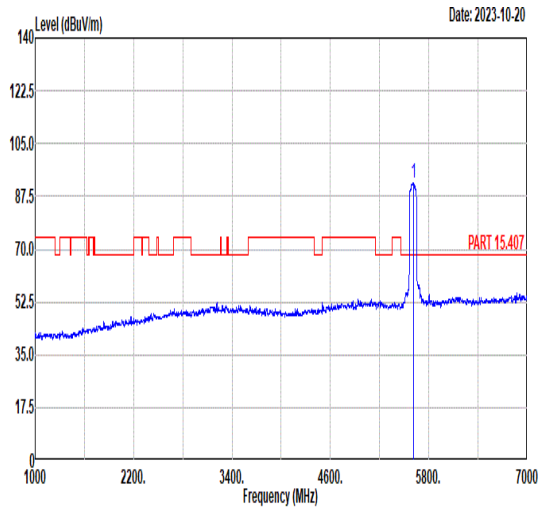 Freq Level Limit Line Margin (dB) Read Level Ant Factor Cable Loss Preamp Factor APos TPos Remark 1 5610.00 92.01 ------ ------ 77.64 34.96 11.71 32.30 223 271 PEAK
Avg	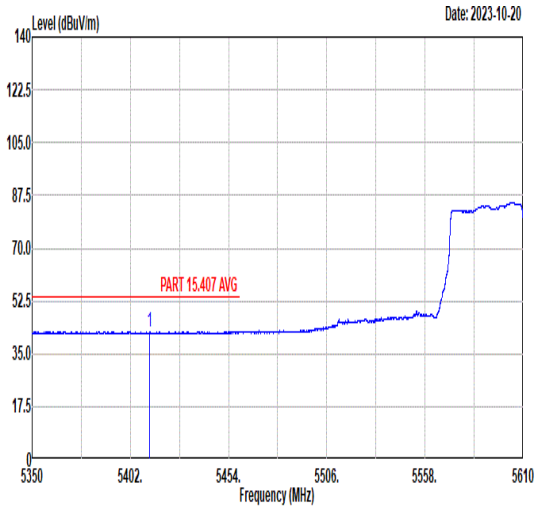 Freq Level Limit Line Margin (dB) Read Level Ant Factor Cable Loss Preamp Factor APos TPos Remark 1 5412.27 42.39 54.00 -11.61 28.76 34.82 10.92 32.11 223 271 AVERAGE	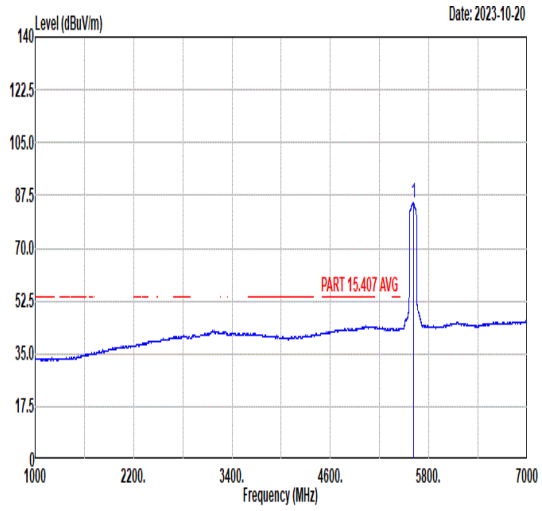 Freq Level Limit Line Margin (dB) Read Level Ant Factor Cable Loss Preamp Factor APos TPos Remark 1 5610.00 85.12 ------ ------ 70.75 34.96 11.71 32.30 223 271 AVERAGE

Mode	28	
	Band Edge - R	
	U-NII-2C_5.47-5.725_802.11ac VHT80_CH122_5610MHz	
ANT	3	
Pol.	Vertical	Fundamental
Peak	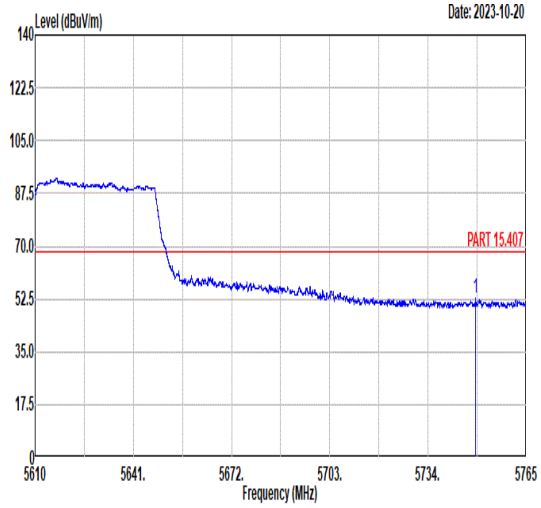 Freq Level Limit Line Margin (dB) Read Level Ant Factor Cable Loss Preamp Factor APos TPos Remark MHz dBuV/m dBuV/m dBuV dB/m dB dB cm deg 1 5748.96 52.73 68.30 -15.57 38.34 35.15 11.64 32.40 223 271 PEAK	Blank

Mode	29	
	Harmonic	
	U-NII-3_5.725-5.85_802.11a_CH149_5745MHz	
ANT	3	
Pol.	Horizontal	Vertical
Peak Avg	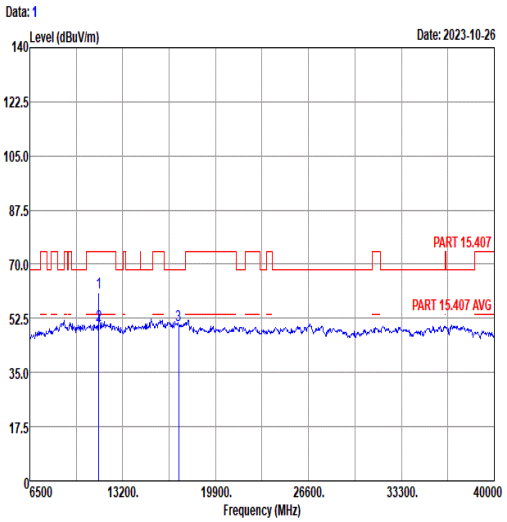 Freq Level Over Limit Limit Line ReadLevel Antenna Factor Cable Loss Preamp Factor A/Pos T/Pos2 Remark MHz dBuV/m dB dBuV/m dBuV dB/m dB dB cm deg 1 11490.000 60.92 -13.08 74.00 56.99 39.79 14.84 50.70 182 0 Peak 2 11490.000 50.26 -3.74 54.00 46.33 39.79 14.84 50.70 182 0 Average 3 17235.000 50.37 -17.93 68.30 42.33 42.41 17.56 51.93 --- 0 Peak	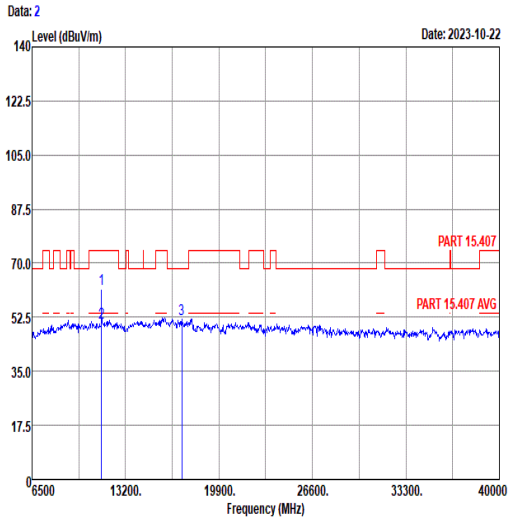 Freq Level Over Limit Limit Line ReadLevel Antenna Factor Cable Loss Preamp Factor A/Pos T/Pos2 Remark MHz dBuV/m dB dBuV/m dBuV dB/m dB dB cm deg 1 11490.000 61.57 -12.43 74.00 57.64 39.79 14.84 50.70 388 0 Peak 2 11490.000 50.79 -3.21 54.00 46.86 39.79 14.84 50.70 388 0 Average 3 17235.000 51.84 -16.46 68.30 43.80 42.41 17.56 51.93 --- 0 Peak

Mode	30	
	Harmonic	
	U-NII-3_5.725-5.85_802.11a_CH157_5785MHz	
ANT	3	
Pol.	Horizontal	Vertical
Peak Avg	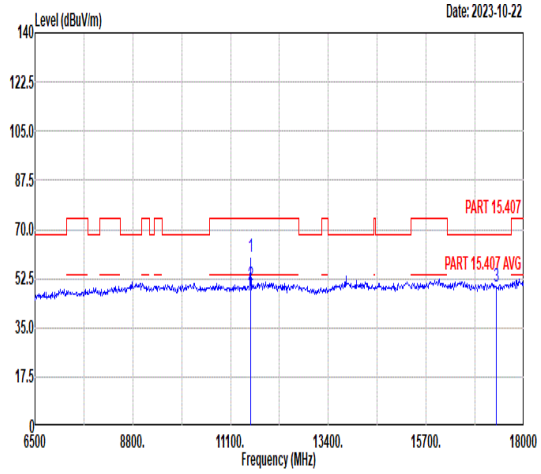 Freq Level Limit Line Margin Read Level Ant Factor Cable Loss Preamp Factor APos TPos Remark MHz dBuV/m dBuV/m dB dBuV dB/m dB dB cm deg 1 11570.00 60.33 74.00 -13.67 57.85 38.26 14.88 50.66 184 67 Peak 2 11570.00 50.37 54.00 -3.63 47.89 38.26 14.88 50.66 184 67 Average 3 17355.00 49.79 68.30 -18.51 42.50 41.74 17.60 52.05 -- -- Peak	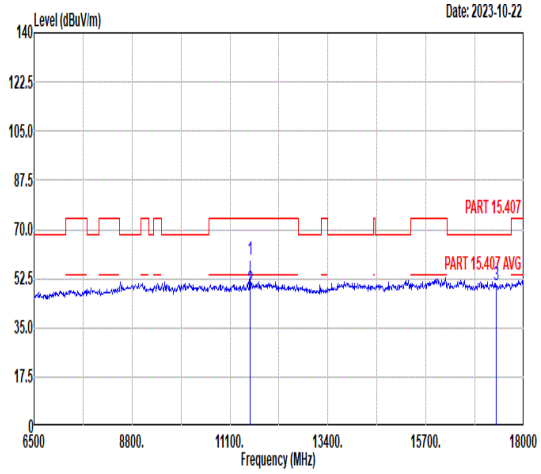 Freq Level Limit Line Margin Read Level Ant Factor Cable Loss Preamp Factor APos TPos Remark MHz dBuV/m dBuV/m dB dBuV dB/m dB dB cm deg 1 11570.00 59.00 74.00 -15.00 56.52 38.26 14.88 50.66 392 327 Peak 2 11570.00 48.85 54.00 -5.15 46.37 38.26 14.88 50.66 392 327 Average 3 17355.00 50.33 68.30 -17.97 43.04 41.74 17.60 52.05 -- -- Peak

Mode	31	
	Harmonic	
	U-NII-3_5.725-5.85_802.11a_CH165_5825MHz	
ANT	3	
Pol.	Horizontal	Vertical
Peak Avg	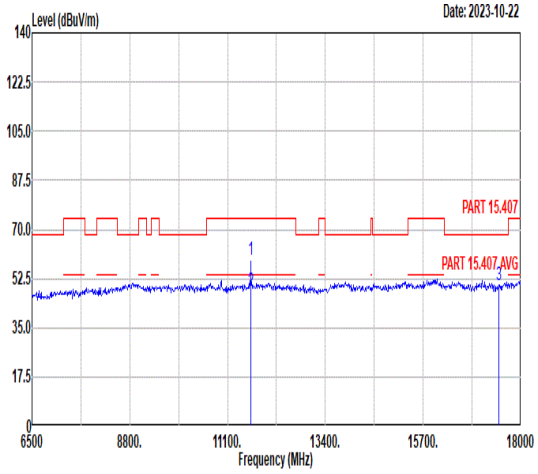 Freq Level Limit Line Margin Read Level Ant Factor Cable Loss Preamp Factor APos TPos Remark MHz dBuV/m dBuV/m dB dBuV dB/m dB dB cm deg 1 11650.00 59.02 74.00 -14.98 56.38 38.32 14.93 50.61 184 64 Peak 2 11650.00 48.30 54.00 -5.70 45.66 38.32 14.93 50.61 184 64 Average 3 17475.00 50.21 68.30 -18.09 43.13 41.62 17.63 52.17 -- -- Peak	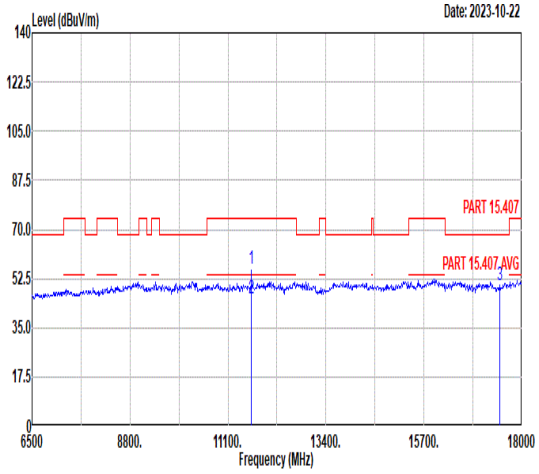 Freq Level Limit Line Margin Read Level Ant Factor Cable Loss Preamp Factor APos TPos Remark MHz dBuV/m dBuV/m dB dBuV dB/m dB dB cm deg 1 11650.00 56.23 74.00 -17.77 53.59 38.32 14.93 50.61 359 327 Peak 2 11650.00 45.44 54.00 -8.56 42.80 38.32 14.93 50.61 359 327 Average 3 17475.00 50.32 68.30 -17.98 43.24 41.62 17.63 52.17 -- -- Peak

Mode	32	
	Band Edge	
	U-NII-3_5.725-5.85_802.11ac VHT20_CH149_5745MHz	
ANT	3	
Pol.	Horizontal	Fundamental
Peak	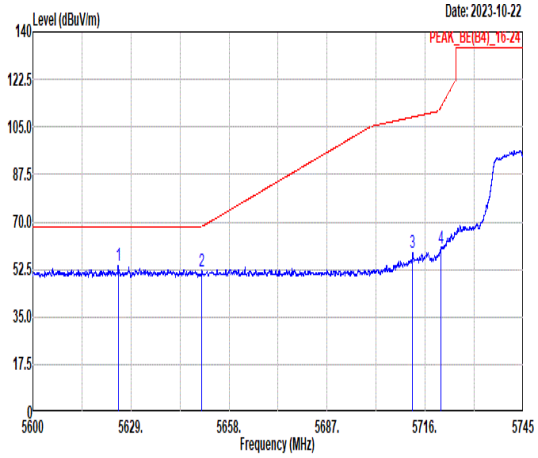 Freq Level Limit Line Margin (dB) Read Level Ant Factor Cable Loss Preamp Factor APos TPos Remark MHz dBuV/m dBuV/m dBuV dB/m dB dB cm deg 1 5625.32 53.79 68.30 -14.51 39.42 34.98 11.70 32.31 100 306 PEAK 2 5650.01 51.76 68.31 -16.55 37.39 35.01 11.69 32.33 100 306 PEAK 3 5712.32 58.68 108.65 -49.97 44.30 35.10 11.66 32.38 100 306 PEAK 4 5720.57 60.41 112.10 -51.69 46.02 35.11 11.66 32.38 100 306 PEAK	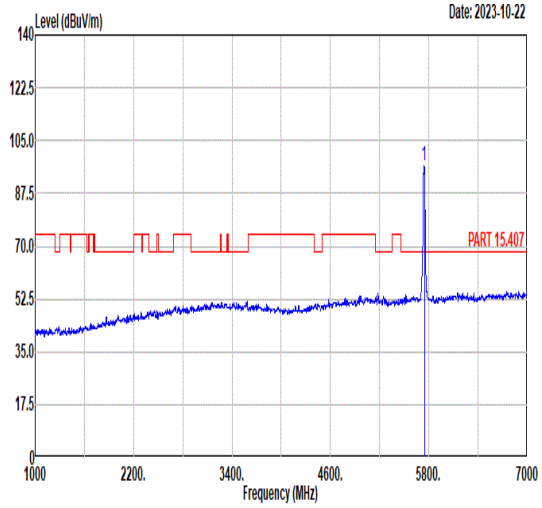 Freq Level Limit Line Margin (dB) Read Level Ant Factor Cable Loss Preamp Factor APos TPos Remark MHz dBuV/m dBuV/m dBuV dB/m dB dB cm deg 1 5745.00 96.43 ------ ------ 82.05 35.14 11.64 32.40 100 306 PEAK
Avg	Blank	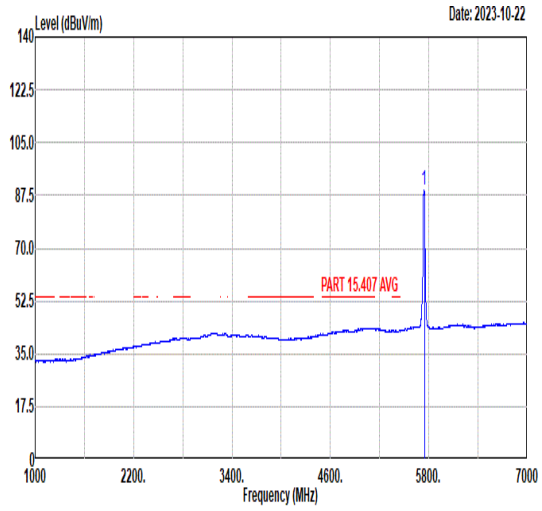 Freq Level Limit Line Margin (dB) Read Level Ant Factor Cable Loss Preamp Factor APos TPos Remark MHz dBuV/m dBuV/m dBuV dB/m dB dB cm deg 1 5745.00 89.16 ------ ------ 74.78 35.14 11.64 32.40 100 306 AVERAGE

Mode	32	
	Band Edge	
	U-NII-3_5.725-5.85_802.11ac VHT20_CH149_5745MHz	
ANT	3	
Pol.	Vertical	Fundamental
Peak	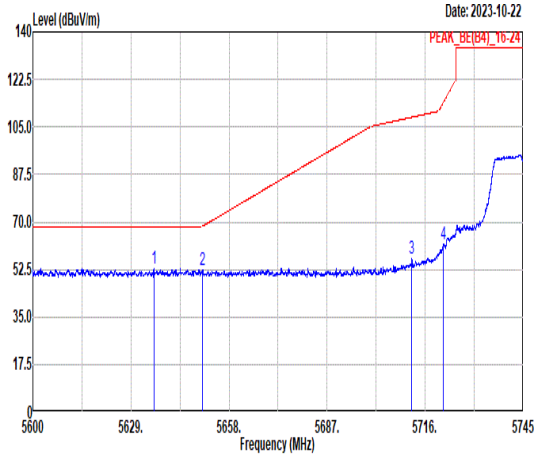 Freq Level Limit Line Margin (dB) Read Level Ant Factor Cable Loss Preamp Factor APos TPos Remark MHz dBuV/m dBuV/m dBuV dB/m dB dB cm deg 1 5635.74 52.80 68.30 -15.50 38.44 34.99 11.69 32.32 200 337 PEAK 2 5650.24 52.11 68.48 -16.37 37.74 35.01 11.69 32.33 200 337 PEAK 3 5712.03 56.63 108.57 -51.94 42.25 35.10 11.66 32.38 200 337 PEAK 4 5721.31 61.71 113.78 -52.07 47.33 35.11 11.65 32.38 200 337 PEAK	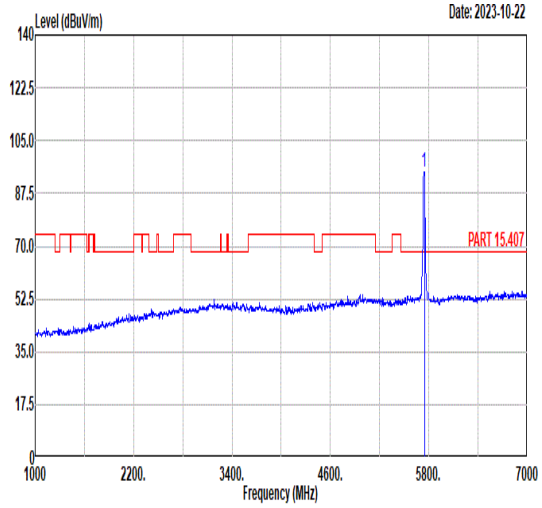 Freq Level Limit Line Margin (dB) Read Level Ant Factor Cable Loss Preamp Factor APos TPos Remark MHz dBuV/m dBuV/m dBuV dB/m dB dB cm deg 1 5745.00 94.44 ------ ------ 80.05 35.15 11.64 32.40 200 337 PEAK
Avg	Blank	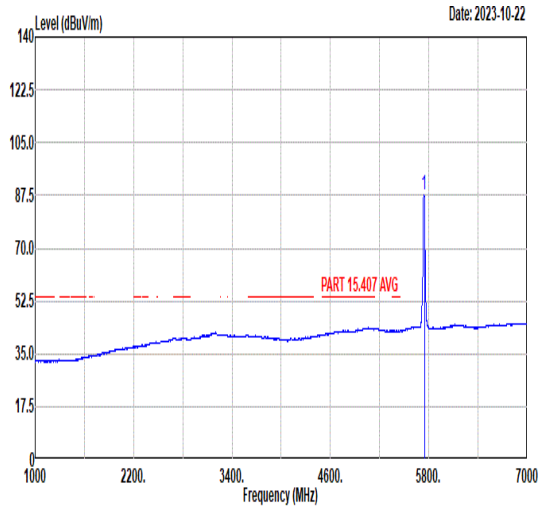 Freq Level Limit Line Margin (dB) Read Level Ant Factor Cable Loss Preamp Factor APos TPos Remark MHz dBuV/m dBuV/m dBuV dB/m dB dB cm deg 1 5745.00 87.67 ------ ------ 73.29 35.14 11.64 32.40 200 337 AVERAGE

Mode	32	
	Harmonic	
	U-NII-3_5.725-5.85_802.11ac VHT20_CH149_5745MHz	
ANT	3	
Pol.	Horizontal	Vertical
Peak Avg	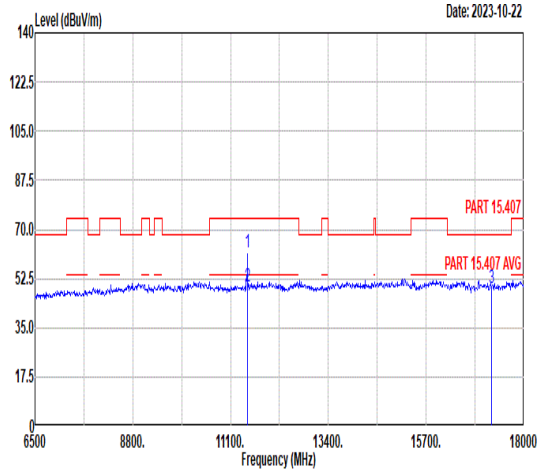 Freq Level Limit Line Margin Read Level Ant Factor Cable Loss Preamp Factor APos TPos Remark MHz dBuV/m dBuV/m dB dBuV dB/m dB dB cm deg 1 11490.00 61.57 74.00 -12.43 59.25 38.19 14.83 50.70 183 68 Peak 2 11490.00 49.49 54.00 -4.51 47.17 38.19 14.83 50.70 183 68 Average 3 17235.00 49.30 68.30 -19.00 41.80 41.86 17.57 51.93 -- -- Peak	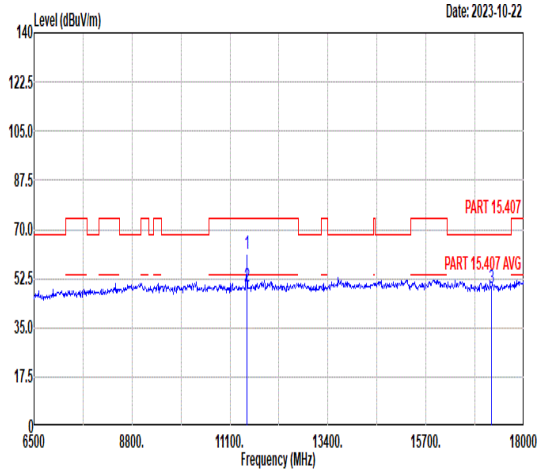 Freq Level Limit Line Margin Read Level Ant Factor Cable Loss Preamp Factor APos TPos Remark MHz dBuV/m dBuV/m dB dBuV dB/m dB dB cm deg 1 11490.00 61.30 74.00 -12.70 58.98 38.19 14.83 50.70 388 326 Peak 2 11490.00 49.87 54.00 -4.13 47.55 38.19 14.83 50.70 388 326 Average 3 17235.00 49.38 68.30 -18.92 41.88 41.86 17.57 51.93 -- -- Peak

Mode	33	
	Harmonic	
	U-NII-3_5.725-5.85_802.11ac VHT20_CH157_5785MHz	
ANT	3	
Pol.	Horizontal	Vertical
Peak Avg	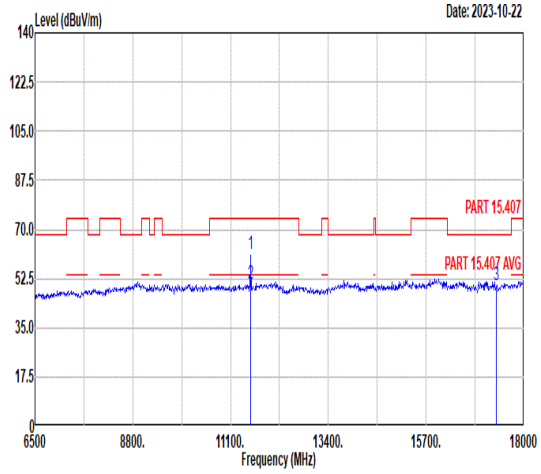 Freq Level Limit Line Margin Read Level Ant Factor Cable Loss Preamp Factor APos TPos Remark MHz dBuV/m dBuV/m dB dBuV dB/m dB dB cm deg 1 11570.00 61.33 74.00 -12.67 58.85 38.26 14.88 50.66 183 66 Peak 2 11570.00 50.55 54.00 -3.45 48.07 38.26 14.88 50.66 183 66 Average 3 17355.00 50.00 68.30 -18.30 42.71 41.74 17.60 52.05 -- -- Peak	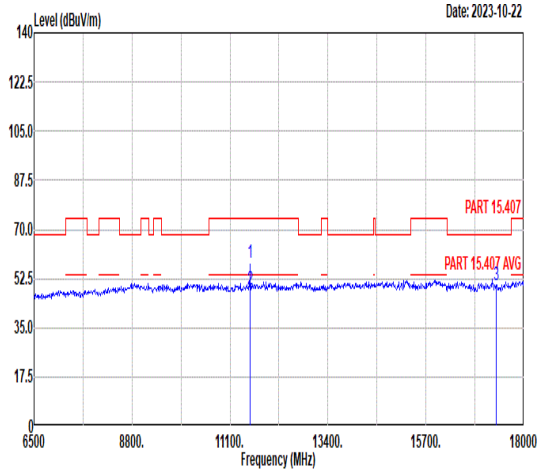 Freq Level Limit Line Margin Read Level Ant Factor Cable Loss Preamp Factor APos TPos Remark MHz dBuV/m dBuV/m dB dBuV dB/m dB dB cm deg 1 11570.00 58.22 74.00 -15.78 55.74 38.26 14.88 50.66 392 326 Peak 2 11570.00 48.40 54.00 -5.60 45.92 38.26 14.88 50.66 392 326 Average 3 17355.00 50.11 68.30 -18.19 42.82 41.74 17.60 52.05 -- -- Peak

Mode	34	
	Band Edge	
	U-NII-3_5.725-5.85_802.11ac VHT20_CH165_5825MHz	
ANT	3	
Pol.	Horizontal	Fundamental
Peak	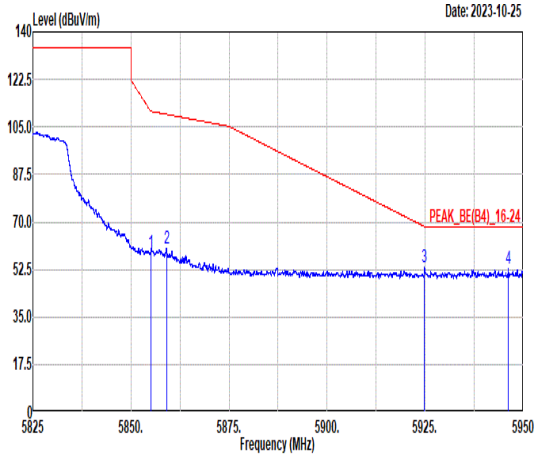 Freq Level Limit Line Margin (dB) Read Level Ant Factor Cable Loss Preamp Factor APos TPos Remark MHz dBuV/m dBuV/m dBuV dB/m dB dB cm deg 1 5855.00 58.77 110.80 -52.03 44.44 35.30 11.52 32.49 222 54 PEAK 2 5859.08 60.20 109.66 -49.46 45.88 35.30 11.51 32.49 222 54 PEAK 3 5924.83 53.13 68.33 -15.20 38.88 35.39 11.40 32.54 222 54 PEAK 4 5946.19 52.71 68.30 -15.59 38.48 35.42 11.37 32.56 222 54 PEAK	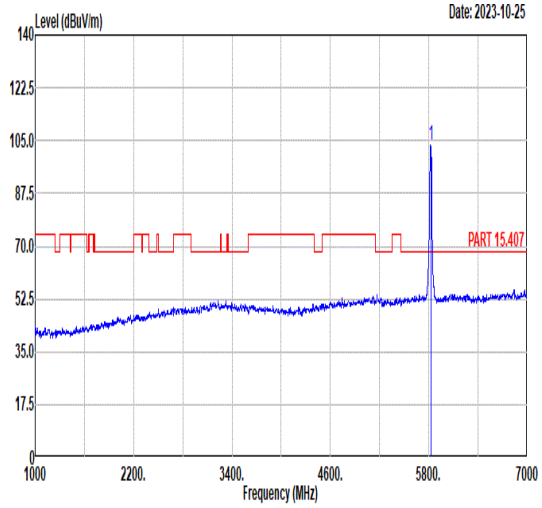 Freq Level Limit Line Margin (dB) Read Level Ant Factor Cable Loss Preamp Factor APos TPos Remark MHz dBuV/m dBuV/m dBuV dB/m dB dB cm deg 1 5825.00 103.35 ------ ------ 88.98 35.25 11.58 32.46 222 54 PEAK
Avg	Blank	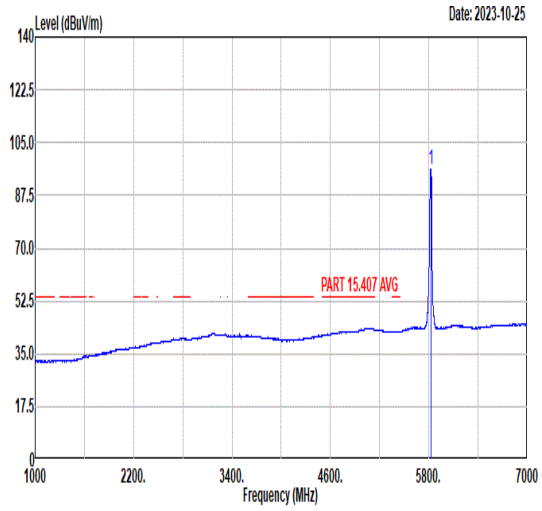 Freq Level Limit Line Margin (dB) Read Level Ant Factor Cable Loss Preamp Factor APos TPos Remark MHz dBuV/m dBuV/m dBuV dB/m dB dB cm deg 1 5825.00 96.20 ------ ------ 81.83 35.25 11.58 32.46 222 54 AVERAGE

Mode	34	
	Band Edge	
	U-NII-3_5.725-5.85_802.11ac VHT20_CH165_5825MHz	
ANT	3	
Pol.	Vertical	Fundamental
Peak	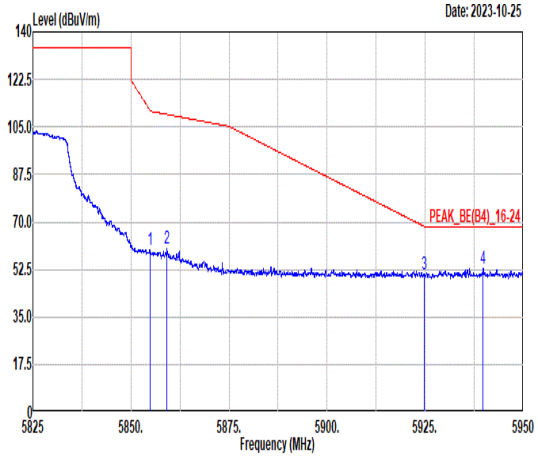 Freq Level Limit Line Margin (dB) Read Level Ant Factor Cable Loss Preamp Factor APos TPos Remark MHz dBuV/m dBuV/m dBuV dB/m dB dB cm deg 1 5854.83 59.45 111.20 -51.75 45.12 35.30 11.52 32.49 328 256 PEAK 2 5859.19 60.14 109.63 -49.49 45.82 35.30 11.51 32.49 328 256 PEAK 3 5924.81 50.92 68.34 -17.42 36.67 35.39 11.40 32.54 328 256 PEAK 4 5939.69 52.90 68.30 -15.40 38.65 35.42 11.38 32.55 328 256 PEAK	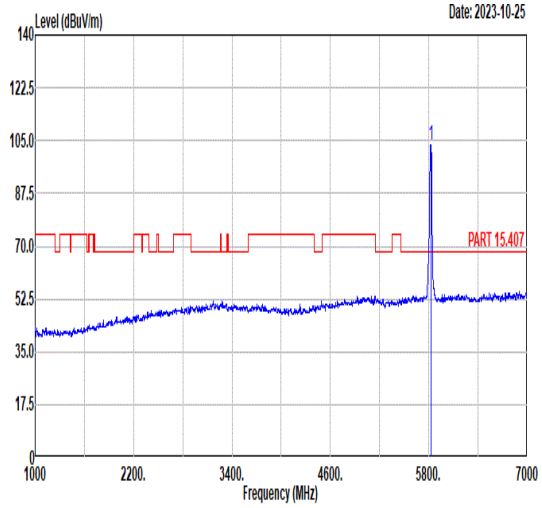 Freq Level Limit Line Margin (dB) Read Level Ant Factor Cable Loss Preamp Factor APos TPos Remark MHz dBuV/m dBuV/m dBuV dB/m dB dB cm deg 1 5825.00 103.76 ------ ------ 89.39 35.25 11.58 32.46 328 256 PEAK
Avg	Blank	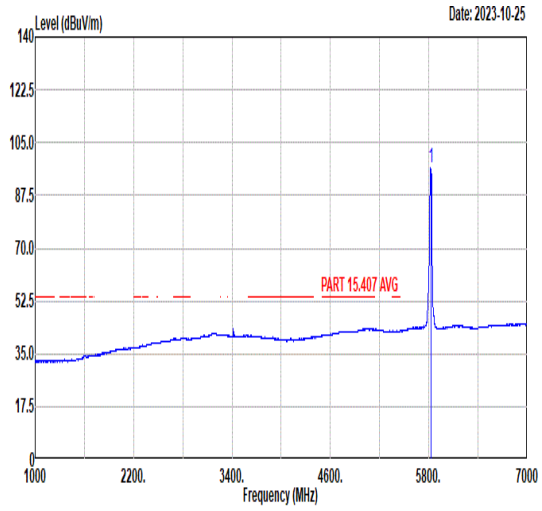 Freq Level Limit Line Margin (dB) Read Level Ant Factor Cable Loss Preamp Factor APos TPos Remark MHz dBuV/m dBuV/m dBuV dB/m dB dB cm deg 1 5825.00 96.57 ------ ------ 82.20 35.25 11.58 32.46 328 256 AVERAGE

Mode	34	
	Harmonic	
	U-NII-3_5.725-5.85_802.11ac VHT20_CH165_5825MHz	
ANT	3	
Pol.	Horizontal	Vertical
Peak Avg	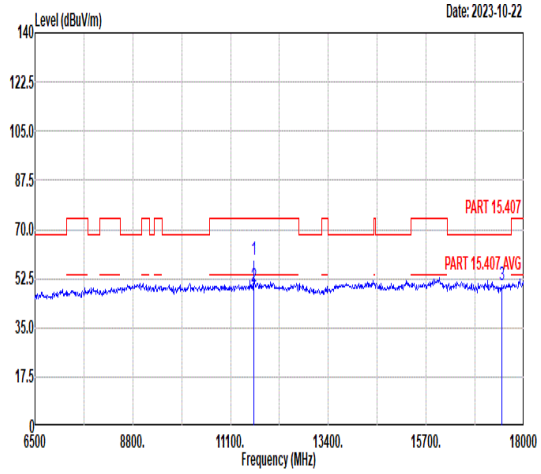 Freq Level Limit Line Margin Read Level Ant Factor Cable Loss Preamp Factor APos TPos Remark MHz dBuV/m dBuV/m dB dBuV dB/m dB dB cm deg 1 11650.00 59.38 74.00 -14.62 56.74 38.32 14.93 50.61 182 64 Peak 2 11650.00 49.46 54.00 -4.54 46.82 38.32 14.93 50.61 182 64 Average 3 17475.00 50.34 68.30 -17.96 43.26 41.62 17.63 52.17 -- -- Peak	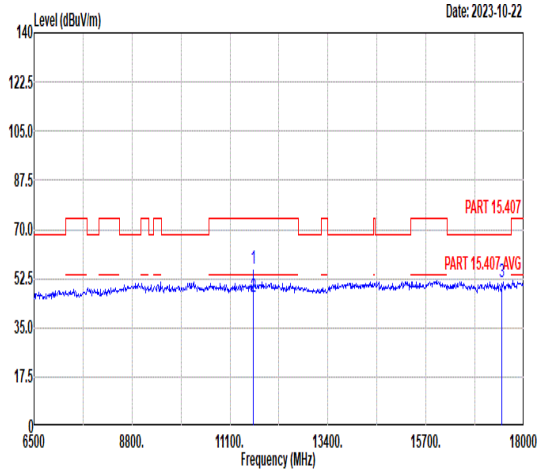 Freq Level Limit Line Margin Read Level Ant Factor Cable Loss Preamp Factor APos TPos Remark MHz dBuV/m dBuV/m dB dBuV dB/m dB dB cm deg 1 11650.00 55.90 74.00 -18.10 53.26 38.32 14.93 50.61 386 329 Peak 2 11650.00 45.90 54.00 -8.10 43.26 38.32 14.93 50.61 386 329 Average 3 17475.00 51.26 68.30 -17.04 44.18 41.62 17.63 52.17 -- -- Peak

Mode	35
	Band Edge - L
	U-NII-3_5.725-5.85_802.11ac VHT40_CH151_5755MHz
ANT	3

Pol.	Horizontal	Fundamental
Peak	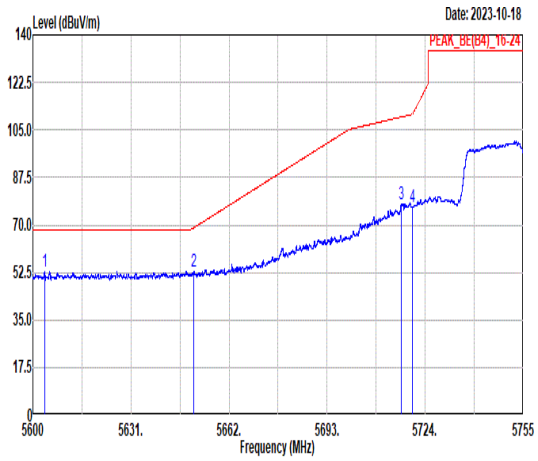 Freq Level Limit Line Margin (dB) Read Level Ant Factor Cable Loss Preamp Factor APos TPos Remark MHz dBuV/m dBuV/m dBuV dB/m dB dB cm deg 1 5603.81 52.99 68.30 -15.31 38.62 34.95 11.71 32.29 356 16 PEAK 2 5650.93 52.84 68.99 -16.15 38.47 35.01 11.69 32.33 356 16 PEAK 3 5716.48 77.70 109.82 -32.12 63.32 35.10 11.66 32.38 356 16 PEAK 4 5720.00 76.55 110.80 -34.25 62.16 35.11 11.66 32.38 356 16 PEAK	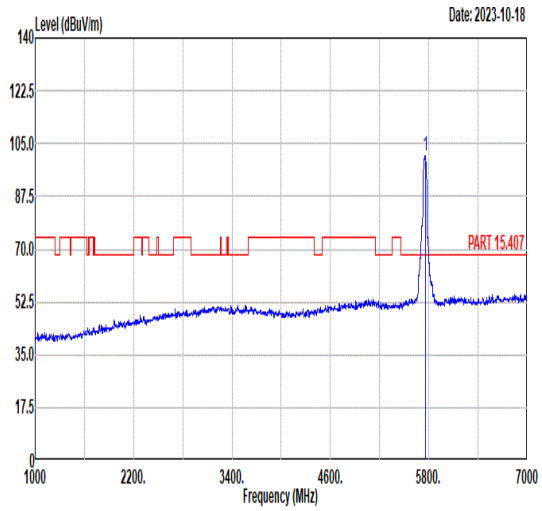 Freq Level Limit Line Margin (dB) Read Level Ant Factor Cable Loss Preamp Factor APos TPos Remark MHz dBuV/m dBuV/m dBuV dB/m dB dB cm deg 1 5755.00 100.88 ------ ------ 86.49 35.16 11.64 32.41 356 16 PEAK
Avg	Blank	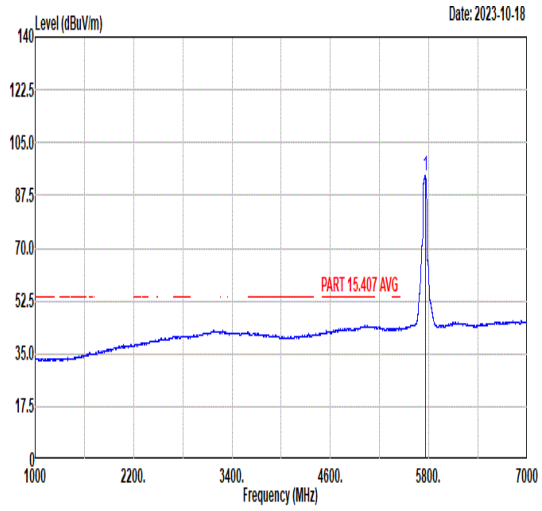 Freq Level Limit Line Margin (dB) Read Level Ant Factor Cable Loss Preamp Factor APos TPos Remark MHz dBuV/m dBuV/m dBuV dB/m dB dB cm deg 1 5755.00 94.24 ------ ------ 79.85 35.16 11.64 32.41 356 16 AVERAGE

Mode	35	
	Band Edge - R	
	U-NII-3_5.725-5.85_802.11ac VHT40_CH151_5755MHz	
ANT	3	
Pol.	Horizontal	Fundamental
Peak	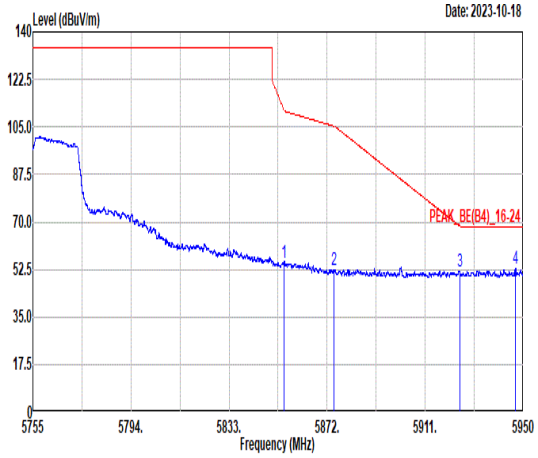 Freq Level Limit Line Margin (dB) Read Level Ant Factor Cable Loss Preamp Factor APos TPos Remark MHz dBuV/m dBuV/m dBuV dB/m dB dB cm deg 1 5855.00 55.19 110.81 -55.62 40.86 35.30 11.52 32.49 356 16 PEAK 2 5874.65 52.23 105.30 -53.07 37.92 35.32 11.49 32.50 356 16 PEAK 3 5924.75 51.79 68.39 -16.60 37.54 35.39 11.40 32.54 356 16 PEAK 4 5946.78 52.88 68.30 -15.42 38.64 35.43 11.37 32.56 356 16 PEAK	Blank

Mode	35
	Band Edge - L
	U-NII-3_5.725-5.85_802.11ac VHT40_CH151_5755MHz
ANT	3

Pol.	Vertical	Fundamental
Peak	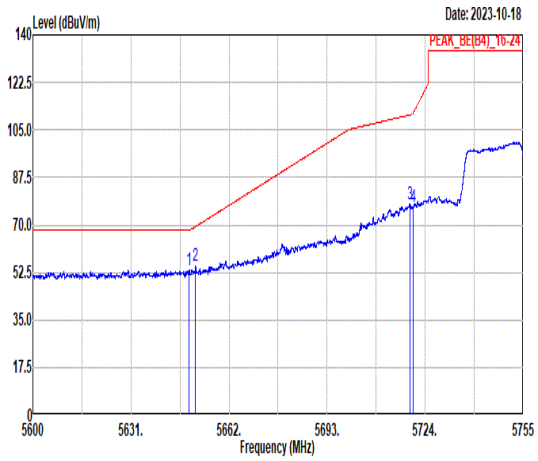 Freq Level Limit Line Margin (dB) Read Level Ant Factor Cable Loss Preamp Factor APos TPos Remark MHz dBuV/m dBuV/m dBuV dB/m dB dB cm deg 1 5649.37 53.47 68.30 -14.83 39.10 35.01 11.69 32.33 293 265 PEAK 2 5651.40 54.71 69.34 -14.63 40.34 35.01 11.69 32.33 293 265 PEAK 3 5719.12 77.64 110.55 -32.91 63.25 35.11 11.66 32.38 293 265 PEAK 4 5720.20 76.84 111.26 -34.42 62.45 35.11 11.66 32.38 293 265 PEAK	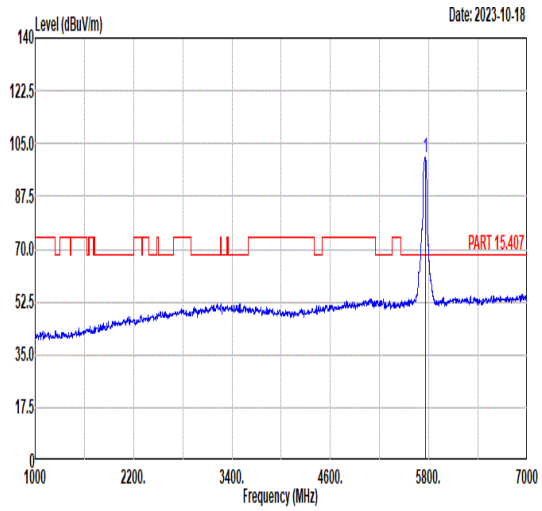 Freq Level Limit Line Margin (dB) Read Level Ant Factor Cable Loss Preamp Factor APos TPos Remark MHz dBuV/m dBuV/m dBuV dB/m dB dB cm deg 1 5755.00 100.33 ------ ------ 85.94 35.15 11.64 32.40 293 265 PEAK
Avg	Blank	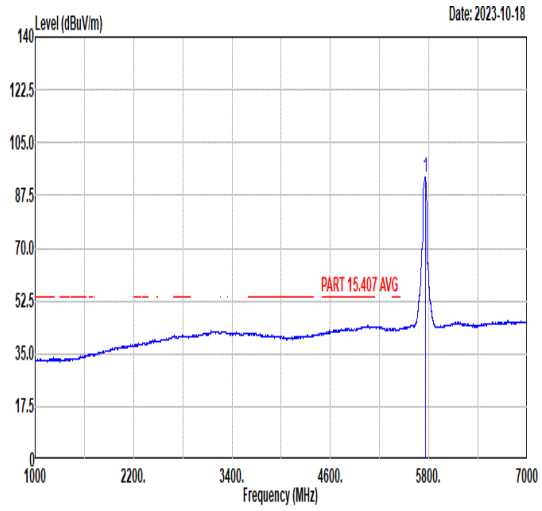 Freq Level Limit Line Margin (dB) Read Level Ant Factor Cable Loss Preamp Factor APos TPos Remark MHz dBuV/m dBuV/m dBuV dB/m dB dB cm deg 1 5755.00 93.28 ------ ------ 78.89 35.15 11.64 32.40 293 265 AVERAGE

Mode	35	
	Band Edge - R	
	U-NII-3_5.725-5.85_802.11ac VHT40_CH151_5755MHz	
ANT	3	
Pol.	Vertical	Fundamental
Peak	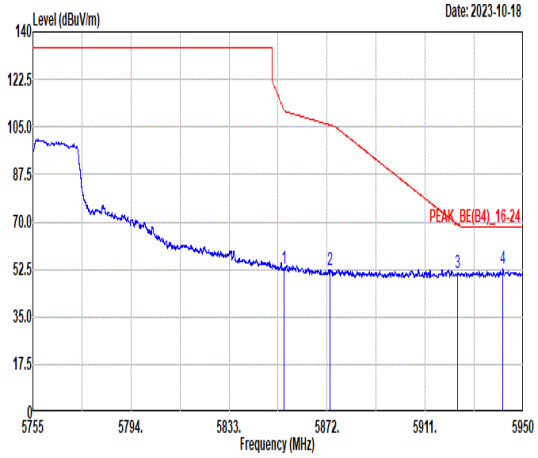 Freq Level Limit Line Margin (dB) Read Level Ant Factor Cable Loss Preamp Factor APos TPos Remark MHz dBuV/m dBuV/m dBuV dB/m dB dB cm deg 1 5855.00 52.83 110.81 -57.98 38.50 35.30 11.52 32.49 293 265 PEAK 2 5873.29 52.24 105.68 -53.44 37.93 35.32 11.49 32.50 293 265 PEAK 3 5923.99 51.28 68.95 -17.67 37.02 35.39 11.41 32.54 293 265 PEAK 4 5941.91 52.83 68.30 -15.47 38.60 35.42 11.37 32.56 293 265 PEAK	Blank

Mode	36	
	Band Edge - L	
	U-NII-3_5.725-5.85_802.11ac VHT40_CH159_5795MHz	
ANT	3	
Pol.	Horizontal	Fundamental
Peak	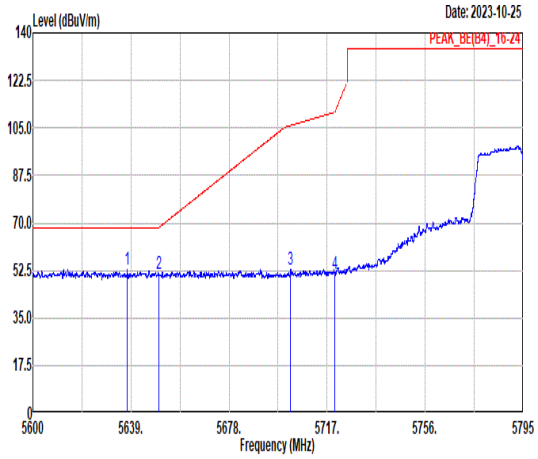 Freq Level Limit Line Margin (dB) Read Level Ant Factor Cable Loss Preamp Factor APos TPos Remark MHz dBuV/m dBuV/m dBuV dB/m dB dB cm deg 1 5637.54 52.78 68.30 -15.52 38.42 34.99 11.69 32.32 224 55 PEAK 2 5650.02 51.25 68.31 -17.06 36.88 35.01 11.69 32.33 224 55 PEAK 3 5702.49 52.65 105.90 -53.25 38.28 35.08 11.66 32.37 224 55 PEAK 4 5720.00 51.46 110.81 -59.35 37.07 35.11 11.66 32.38 224 55 PEAK	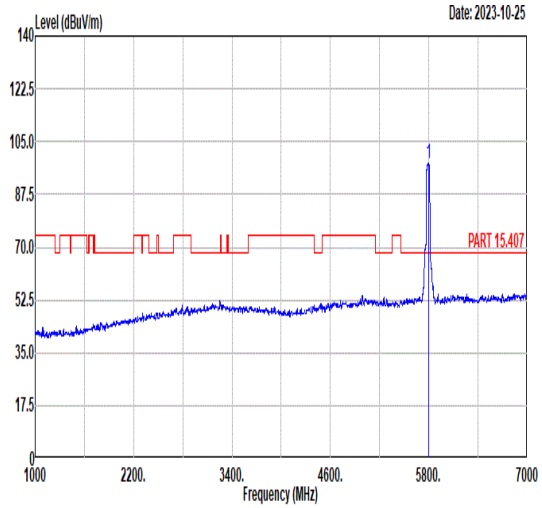 Freq Level Limit Line Margin (dB) Read Level Ant Factor Cable Loss Preamp Factor APos TPos Remark MHz dBuV/m dBuV/m dBuV dB/m dB dB cm deg 1 5795.00 97.83 ------ ------ 83.44 35.21 11.62 32.44 224 55 PEAK
Avg	Blank	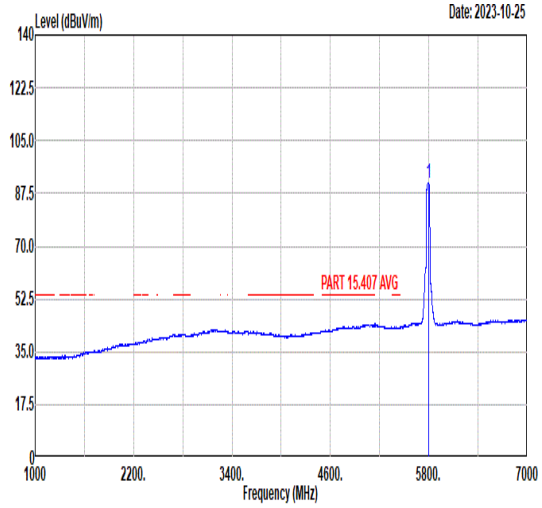 Freq Level Limit Line Margin (dB) Read Level Ant Factor Cable Loss Preamp Factor APos TPos Remark MHz dBuV/m dBuV/m dBuV dB/m dB dB cm deg 1 5795.00 91.03 ------ ------ 76.64 35.21 11.62 32.44 224 55 AVERAGE

Mode	36	
	Band Edge - R	
	U-NII-3_5.725-5.85_802.11ac VHT40_CH159_5795MHz	
ANT	3	
Pol.	Horizontal	Fundamental
Peak	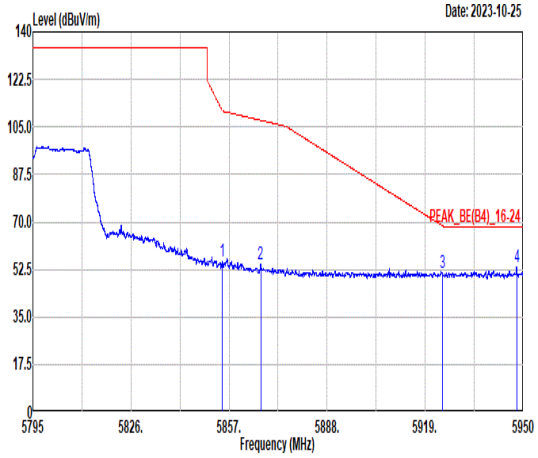 Freq Level Limit Line Margin (dB) Read Level Ant Factor Cable Loss Preamp Factor APos TPos Remark MHz dBuV/m dBuV/m dBuV dB/m dB dB cm deg 1 5854.91 55.53 111.01 -55.48 41.20 35.30 11.52 32.49 224 55 PEAK 2 5867.00 54.37 107.44 -53.07 40.06 35.31 11.50 32.50 224 55 PEAK 3 5924.36 51.51 68.67 -17.16 37.26 35.39 11.40 32.54 224 55 PEAK 4 5947.91 53.54 68.30 -14.76 39.31 35.43 11.36 32.56 224 55 PEAK	Blank

Mode	36	
	Band Edge - L	
	U-NII-3_5.725-5.85_802.11ac VHT40_CH159_5795MHz	
ANT	3	
Pol.	Vertical	Fundamental
Peak	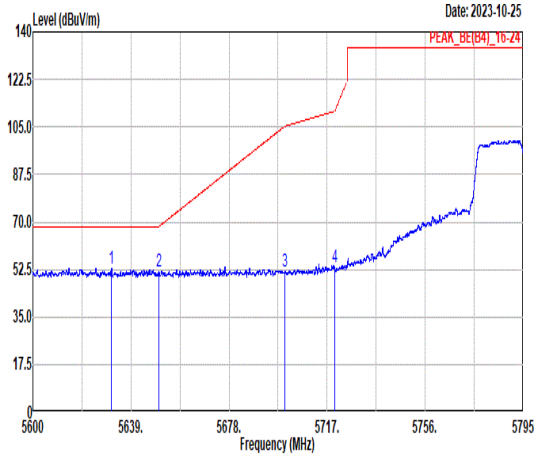 Freq Level Limit Line Margin (dB) Read Level Ant Factor Cable Loss Preamp Factor APos TPos Remark MHz dBuV/m dBuV/m dBuV dB/m dB dB cm deg 1 5631.32 52.73 68.30 -15.57 38.36 34.98 11.70 32.31 320 257 PEAK 2 5650.04 51.96 68.33 -16.37 37.59 35.01 11.69 32.33 320 257 PEAK 3 5700.15 51.89 105.24 -53.35 37.52 35.08 11.66 32.37 320 257 PEAK 4 5720.00 53.11 110.81 -57.70 38.72 35.11 11.66 32.38 320 257 PEAK	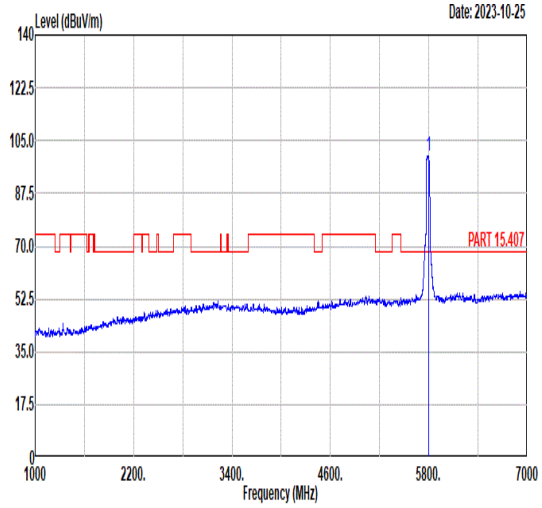 Freq Level Limit Line Margin (dB) Read Level Ant Factor Cable Loss Preamp Factor APos TPos Remark MHz dBuV/m dBuV/m dBuV dB/m dB dB cm deg 1 5795.00 100.00 ------ ------ 85.61 35.21 11.62 32.44 320 257 PEAK
Avg	Blank	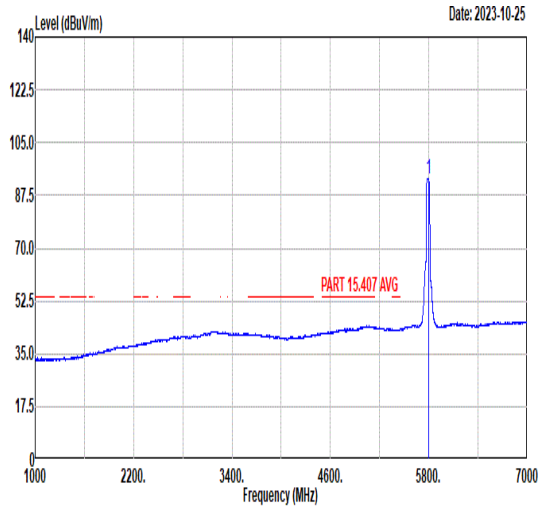 Freq Level Limit Line Margin (dB) Read Level Ant Factor Cable Loss Preamp Factor APos TPos Remark MHz dBuV/m dBuV/m dBuV dB/m dB dB cm deg 1 5795.00 92.98 ------ ------ 78.58 35.20 11.63 32.43 320 257 AVERAGE

Mode	36	
	Band Edge - R	
	U-NII-3_5.725-5.85_802.11ac VHT40_CH159_5795MHz	
ANT	3	
Pol.	Vertical	Fundamental
Peak	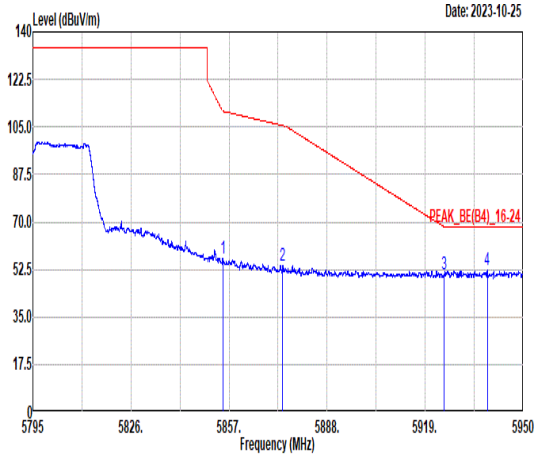 Freq Level Limit Line Margin (dB) Read Level Ant Factor Cable Loss Preamp Factor APos TPos Remark MHz dBuV/m dBuV/m dBuV dB/m dB dB cm deg 1 5854.99 56.66 110.83 -54.17 42.33 35.30 11.52 32.49 320 257 PEAK 2 5873.99 53.80 105.48 -51.68 39.49 35.32 11.49 32.50 320 257 PEAK 3 5924.98 50.65 68.21 -17.56 36.40 35.39 11.40 32.54 320 257 PEAK 4 5938.61 52.22 68.30 -16.08 37.98 35.41 11.38 32.55 320 257 PEAK	Blank

Mode	37	
	Band Edge - L	
	U-NII-3_5.725-5.85_802.11ac VHT80_CH155_5775MHz	
ANT	3	
Pol.	Horizontal	Fundamental
Peak	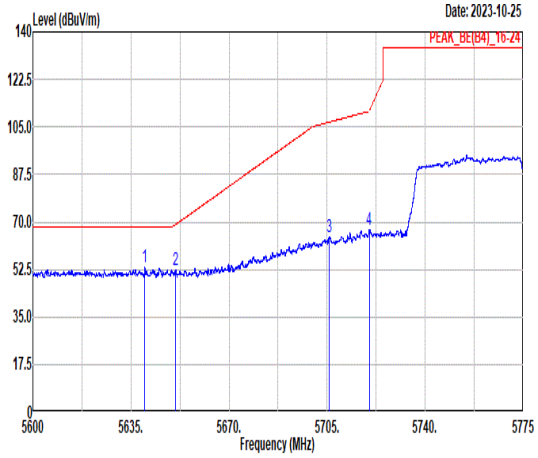 Freq Level Limit Line Margin (dB) Read Level Ant Factor Cable Loss Preamp Factor APos TPos Remark MHz dBuV/m dBuV/m dBuV dB/m dB dB cm deg 1 5639.99 53.27 68.30 -15.03 38.90 35.00 11.69 32.32 223 56 PEAK 2 5651.03 52.48 69.06 -16.58 38.11 35.01 11.69 32.33 223 56 PEAK 3 5705.61 64.23 106.77 -42.54 49.85 35.09 11.66 32.37 223 56 PEAK 4 5720.02 67.30 110.83 -43.53 52.91 35.11 11.66 32.38 223 56 PEAK	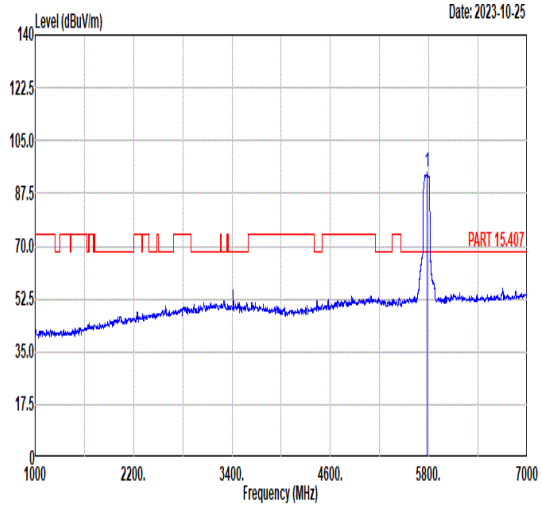 Freq Level Limit Line Margin (dB) Read Level Ant Factor Cable Loss Preamp Factor APos TPos Remark MHz dBuV/m dBuV/m dBuV dB/m dB dB cm deg 1 5775.00 94.50 ------ ------ 80.11 35.19 11.63 32.43 223 56 PEAK
Avg	Blank	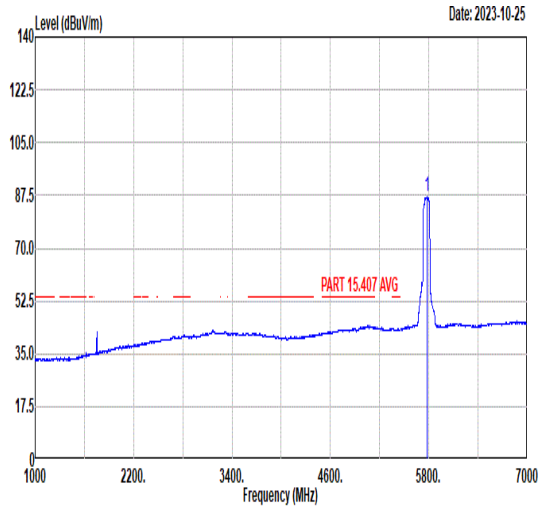 Freq Level Limit Line Margin (dB) Read Level Ant Factor Cable Loss Preamp Factor APos TPos Remark MHz dBuV/m dBuV/m dBuV dB/m dB dB cm deg 1 5775.00 87.25 ------ ------ 72.86 35.19 11.63 32.43 223 56 AVERAGE

Mode	37	
	Band Edge - R	
	U-NII-3_5.725-5.85_802.11ac VHT80_CH155_5775MHz	
ANT	3	
Pol.	Horizontal	Fundamental
Peak	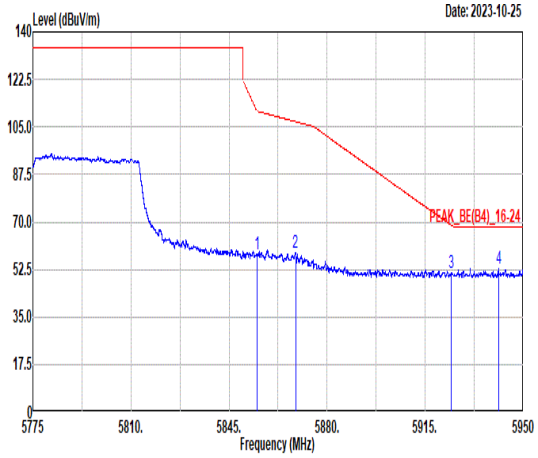 Freq Level Limit Line Margin (dB) Read Level Ant Factor Cable Loss Preamp Factor APos TPos Remark MHz dBuV/m dBuV/m dBuV dB/m dB dB cm deg 1 5854.99 57.93 110.82 -52.89 43.60 35.30 11.52 32.49 223 56 PEAK 2 5868.73 58.70 106.95 -48.25 44.38 35.32 11.50 32.50 223 56 PEAK 3 5924.36 51.47 68.67 -17.20 37.22 35.39 11.40 32.54 223 56 PEAK 4 5941.16 52.75 68.30 -15.55 38.51 35.42 11.38 32.56 223 56 PEAK	Blank

Mode	37	
	Band Edge - L	
	U-NII-3_5.725-5.85_802.11ac VHT80_CH155_5775MHz	
ANT	3	
Pol.	Vertical	Fundamental
Peak	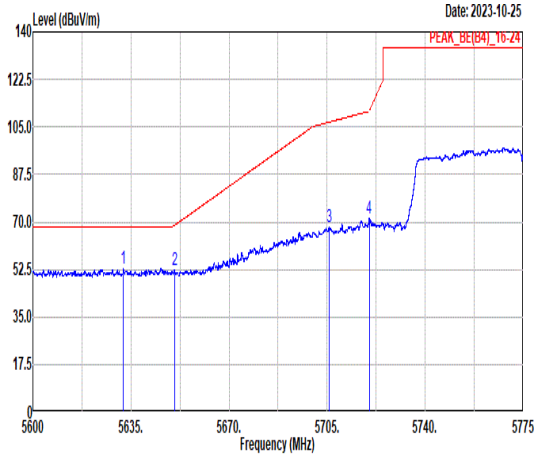 Freq Level Limit Line Margin (dB) Read Level Ant Factor Cable Loss Preamp Factor APos TPos Remark MHz dBuV/m dBuV/m dBuV dB/m dB dB cm deg 1 5632.29 53.09 68.30 -15.21 38.71 34.99 11.70 32.31 312 255 PEAK 2 5650.49 52.29 68.66 -16.37 37.92 35.01 11.69 32.33 312 255 PEAK 3 5705.79 68.16 106.82 -38.66 53.78 35.09 11.66 32.37 312 255 PEAK 4 5720.02 71.16 110.83 -39.67 56.77 35.11 11.66 32.38 312 255 PEAK	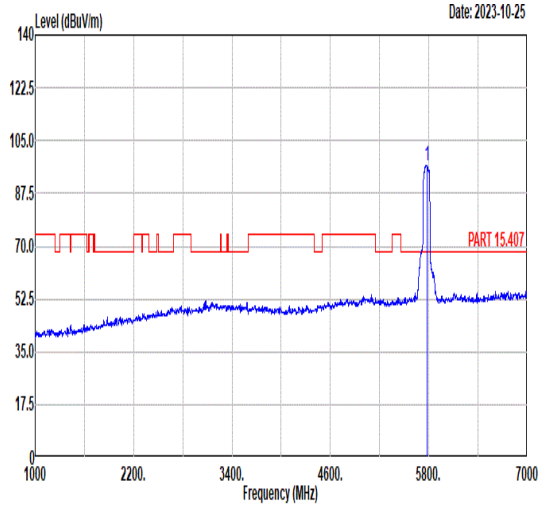 Freq Level Limit Line Margin (dB) Read Level Ant Factor Cable Loss Preamp Factor APos TPos Remark MHz dBuV/m dBuV/m dBuV dB/m dB dB cm deg 1 5775.00 96.93 ------ ------ 82.55 35.17 11.63 32.42 312 255 PEAK
Avg	Blank	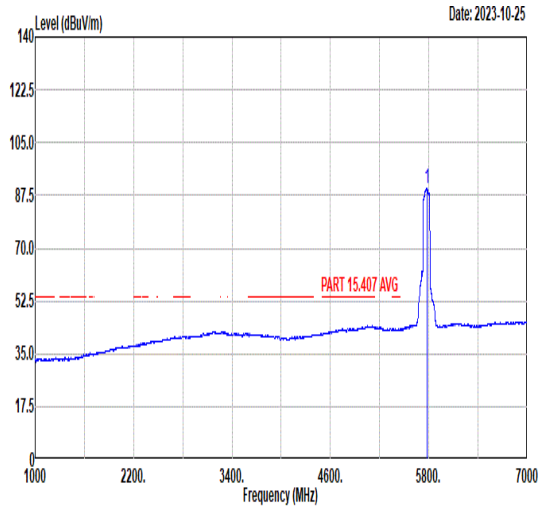 Freq Level Limit Line Margin (dB) Read Level Ant Factor Cable Loss Preamp Factor APos TPos Remark MHz dBuV/m dBuV/m dBuV dB/m dB dB cm deg 1 5775.00 89.67 ------ ------ 75.29 35.17 11.63 32.42 312 255 AVERAGE

Mode	37	
	Band Edge - R	
	U-NII-3_5.725-5.85_802.11ac VHT80_CH155_5775MHz	
ANT	3	
Pol.	Vertical	Fundamental
Peak	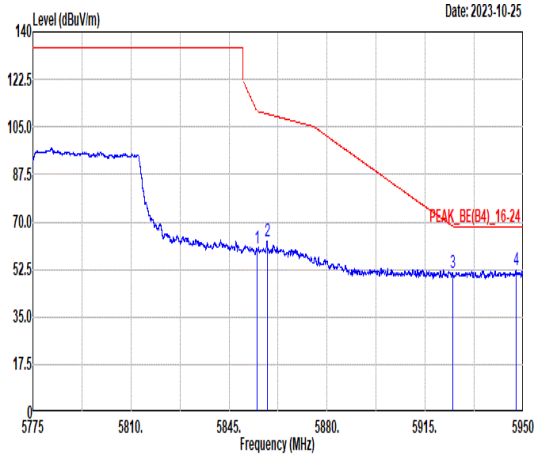 Freq Level Limit Line Margin (dB) Read Level Ant Factor Cable Loss Preamp Factor APos TPos Remark MHz dBuV/m dBuV/m dBuV dB/m dB dB cm deg 1 5854.91 60.44 111.02 -50.58 46.11 35.30 11.52 32.49 312 255 PEAK 2 5858.56 62.66 109.80 -47.14 48.33 35.30 11.52 32.49 312 255 PEAK 3 5924.73 51.43 68.40 -16.97 37.18 35.39 11.40 32.54 312 255 PEAK 4 5947.48 52.55 68.30 -15.75 38.31 35.43 11.37 32.56 312 255 PEAK	Blank

Mode	38	
	Harmonic	
	U-NII-2C_5.47-5.725_802.11a_CH144_5720MHz	
ANT	3	
Pol.	Horizontal	Vertical
Peak Avg	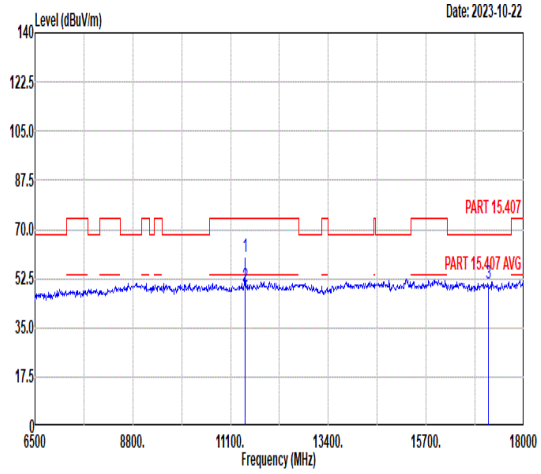 Freq Level Limit Line Margin Read Level Ant Factor Cable Loss Preamp Factor APos TPos Remark MHz dBuV/m dBuV/m dB dBuV dB/m dB dB cm deg 1 11440.00 60.22 74.00 -13.78 57.98 38.15 14.80 50.71 185 68 Peak 2 11440.00 49.69 54.00 -4.31 47.45 38.15 14.80 50.71 185 68 Average 3 17160.00 50.90 68.30 -17.40 43.27 41.94 17.55 51.86 -- -- Peak	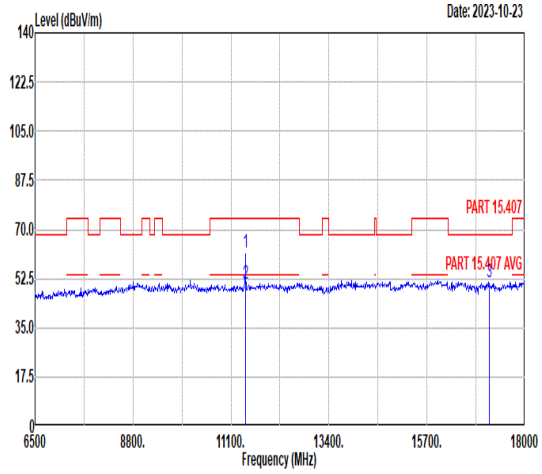 Freq Level Limit Line Margin Read Level Ant Factor Cable Loss Preamp Factor APos TPos Remark MHz dBuV/m dBuV/m dB dBuV dB/m dB dB cm deg 1 11440.00 61.56 74.00 -12.44 59.32 38.15 14.80 50.71 382 326 Peak 2 11440.00 50.87 54.00 -3.13 48.63 38.15 14.80 50.71 382 326 Average 3 17160.00 51.19 68.30 -17.11 43.56 41.94 17.55 51.86 -- -- Peak

Mode	39	
	Band Edge	
	U-NII-2C_5.47-5.725_ 802.11ac VHT20_CH144_5720MHz	
ANT	3	
Pol.	Horizontal	Fundamental
Peak	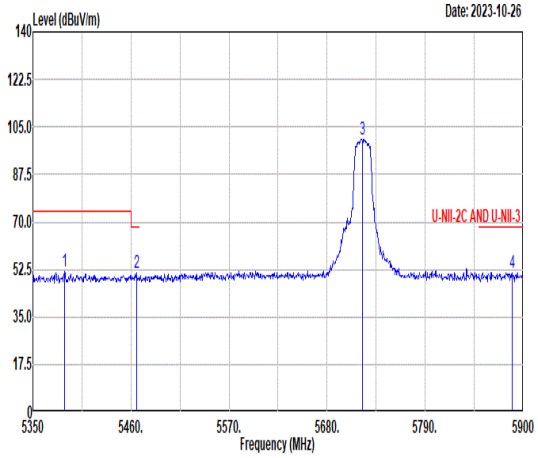 Freq Level Limit Line Margin Read Level Ant Factor Cable Loss Preamp Factor APos TPos Remark MHz dBuV/m dBuV/m dB dBuV dB/m dB dB cm deg 1 5385.75 51.89 74.00 -22.11 38.64 34.40 10.92 32.07 400 13 Peak 2 5466.05 51.15 68.30 -17.15 37.77 34.40 11.15 32.17 400 13 Peak 3 5720.00 100.47 ------ ------ 86.74 34.45 11.66 32.38 400 13 Peak 4 5887.90 51.38 68.30 -16.92 37.45 34.97 11.47 32.51 400 13 Peak	Blank
Avg	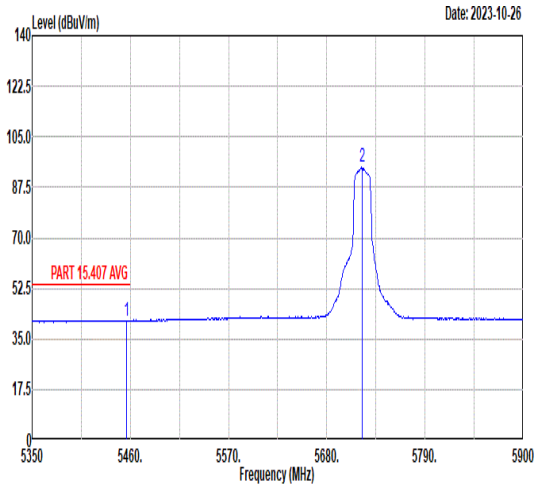 Freq Level Limit Line Margin Read Level Ant Factor Cable Loss Preamp Factor APos TPos Remark MHz dBuV/m dBuV/m dB dBuV dB/m dB dB cm deg 1 5456.15 41.47 54.00 -12.53 28.13 34.40 11.10 32.16 400 13 Peak 2 5720.00 94.38 ------ ------ 80.65 34.45 11.66 32.38 400 13 Average	Blank

Mode	39	
	Band Edge	
	U-NII-2C_5.47-5.725_ 802.11ac VHT20_CH144_5720MHz	
ANT	3	
Pol.	Vertical	Fundamental
Peak	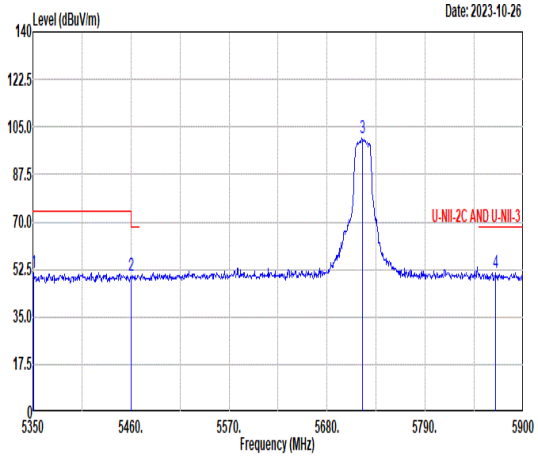 Freq Level Limit Line Margin Read Level Ant Factor Cable Loss Preamp Factor APos TPos Remark MHz dBuV/m dBuV/m dB dBuV dB/m dB dB cm deg 1 5350.55 51.31 74.00 -22.69 38.00 34.40 10.94 32.03 343 270 Peak 2 5460.55 50.35 68.30 -17.95 37.00 34.40 11.12 32.17 343 270 Peak 3 5720.00 100.73 ------ ------ 87.00 34.45 11.66 32.38 343 270 Peak 4 5869.20 51.09 68.30 -17.21 37.20 34.89 11.50 32.50 343 270 Peak	Blank
Avg	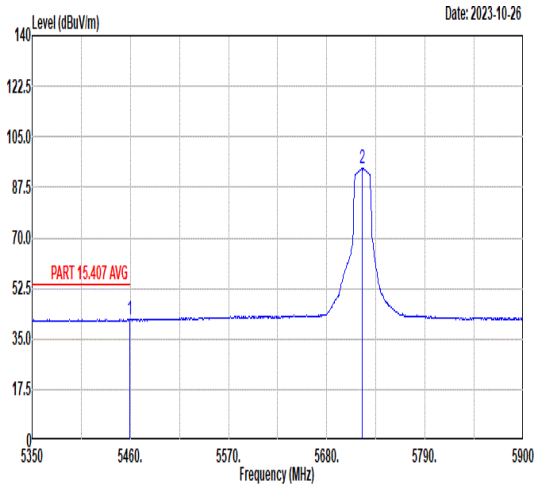 Freq Level Limit Line Margin Read Level Ant Factor Cable Loss Preamp Factor APos TPos Remark MHz dBuV/m dBuV/m dB dBuV dB/m dB dB cm deg 1 5458.90 41.75 54.00 -12.25 28.39 34.40 11.12 32.16 343 270 Peak 2 5720.00 94.30 ------ ------ 80.57 34.45 11.66 32.38 343 270 Average	Blank

Mode	39	
	Harmonic	
	U-NII-2C_5.47-5.725_ 802.11ac VHT20_CH144_5720MHz	
ANT	3	
Pol.	Horizontal	Vertical
Peak Avg	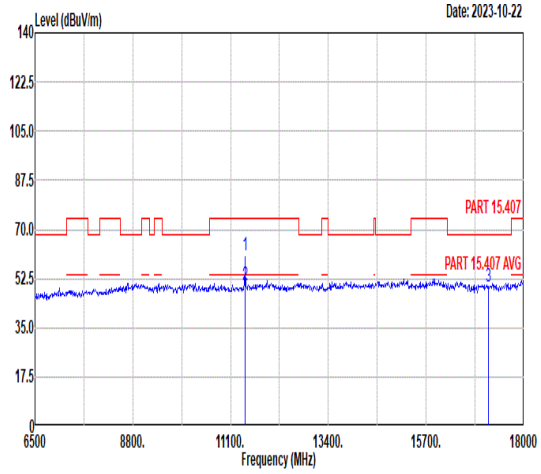 Freq Level Limit Line Margin Read Level Ant Factor Cable Loss Preamp Factor APos TPos Remark MHz dBuV/m dBuV/m dB dBuV dB/m dB dB cm deg 1 11440.00 60.95 74.00 -13.05 58.71 38.15 14.80 50.71 187 68 Peak 2 11440.00 50.32 54.00 -3.68 48.08 38.15 14.80 50.71 187 68 Average 3 17160.00 49.76 68.30 -18.54 42.13 41.94 17.55 51.86 -- -- Peak	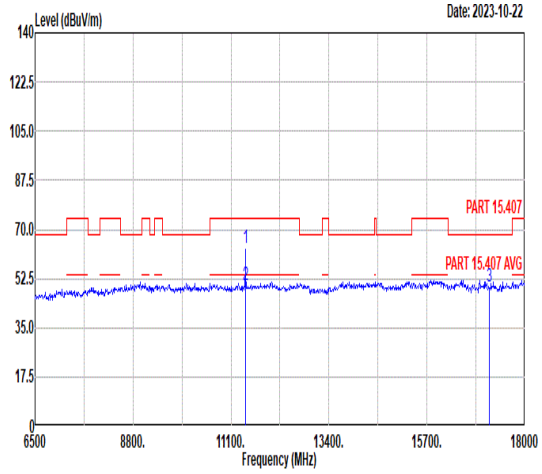 Freq Level Limit Line Margin Read Level Ant Factor Cable Loss Preamp Factor APos TPos Remark MHz dBuV/m dBuV/m dB dBuV dB/m dB dB cm deg 1 11440.00 63.49 74.00 -10.51 61.25 38.15 14.80 50.71 384 326 Peak 2 11440.00 50.39 54.00 -3.61 48.15 38.15 14.80 50.71 384 326 Average 3 17160.00 49.42 68.30 -18.88 41.79 41.94 17.55 51.86 -- -- Peak

Mode	40	
	Band Edge	
	U-NII-2C_5.47-5.725_ 802.11ac VHT40_CH142_5710MHz	
ANT	3	
Pol.	Horizontal	Fundamental
Peak	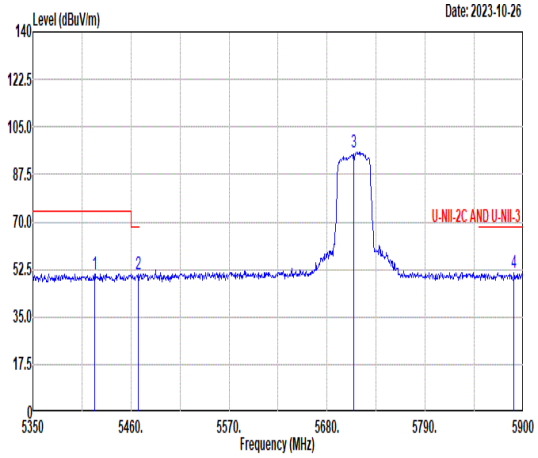 Freq Level Limit Line Margin Read Level Ant Factor Cable Loss Preamp Factor APos TPos Remark MHz dBuV/m dBuV/m dB dBuV dB/m dB dB cm deg 1 5419.30 50.97 74.00 -23.03 37.73 34.40 10.95 32.11 400 15 Peak 2 5468.25 50.84 68.30 -17.46 37.47 34.40 11.15 32.18 400 15 Peak 3 5710.00 95.62 ------ ------ 81.89 34.44 11.66 32.37 400 15 Peak 4 5889.55 51.18 68.30 -17.12 37.26 34.97 11.46 32.51 400 15 Peak	Blank
Avg	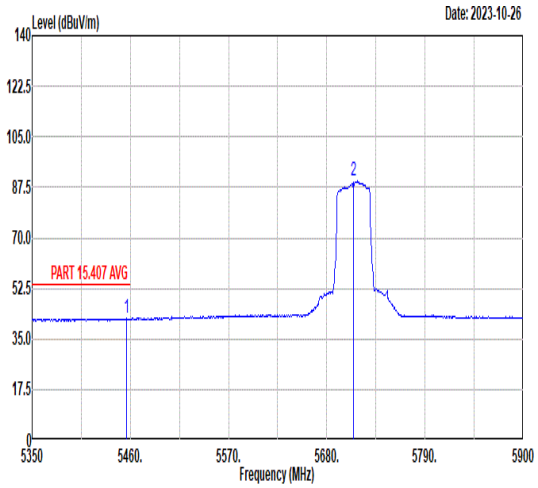 Freq Level Limit Line Margin Read Level Ant Factor Cable Loss Preamp Factor APos TPos Remark MHz dBuV/m dBuV/m dB dBuV dB/m dB dB cm deg 1 5455.60 42.00 54.00 -12.00 28.66 34.40 11.10 32.16 400 15 Peak 2 5710.00 89.65 ------ ------ 75.92 34.44 11.66 32.37 400 15 Average	Blank

Mode	40	
	Band Edge	
	U-NII-2C_5.47-5.725_ 802.11ac VHT40_CH142_5710MHz	
ANT	3	
Pol.	Vertical	Fundamental
Peak	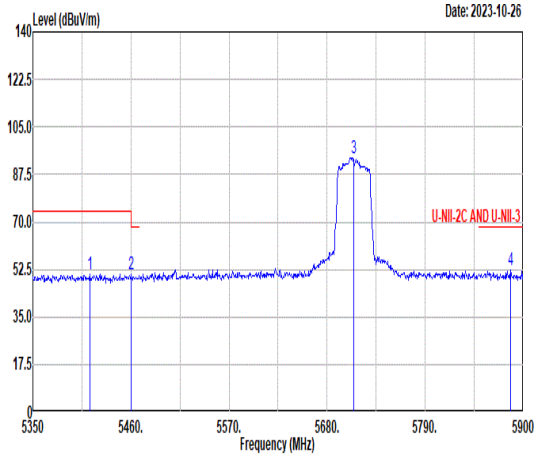 Freq Level Limit Line Margin Read Level Ant Factor Cable Loss Preamp Factor APos TPos Remark MHz dBuV/m dBuV/m dB dBuV dB/m dB dB cm deg 1 5414.35 50.95 74.00 -23.05 37.73 34.40 10.93 32.11 400 92 Peak 2 5460.00 50.52 68.30 -17.78 37.17 34.40 11.12 32.17 400 92 Peak 3 5710.00 93.55 ------ ------ 79.82 34.44 11.66 32.37 400 92 Peak 4 5885.70 52.26 68.30 -16.04 38.34 34.96 11.47 32.51 400 92 Peak	Blank
Avg	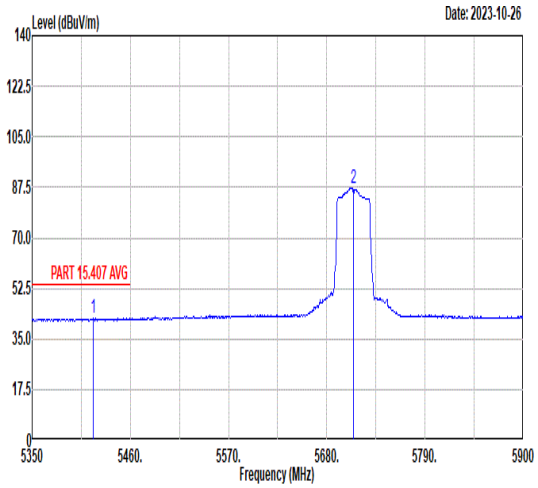 Freq Level Limit Line Margin Read Level Ant Factor Cable Loss Preamp Factor APos TPos Remark MHz dBuV/m dBuV/m dB dBuV dB/m dB dB cm deg 1 5418.75 42.17 54.00 -11.83 28.93 34.40 10.95 32.11 400 92 Peak 2 5710.00 87.39 ------ ------ 73.66 34.44 11.66 32.37 400 92 Average	Blank

Mode	41	
	Band Edge	
	U-NII-2C_5.47-5.725_ 802.11ac VHT80_CH138_5690MHz	
ANT	3	
Pol.	Horizontal	Fundamental
Peak	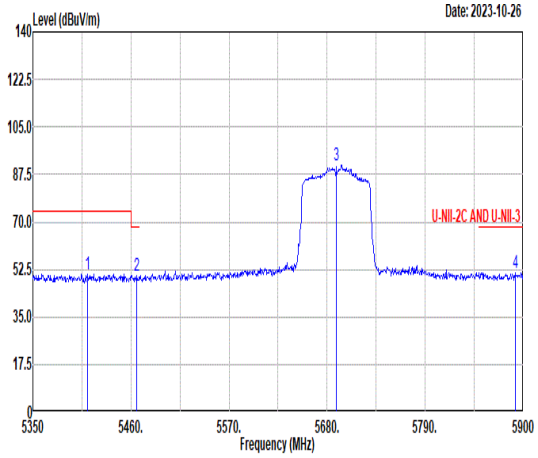 Freq Level Limit Line Margin Read Level Ant Factor Cable Loss Preamp Factor APos TPos Remark MHz dBuV/m dBuV/m dB dBuV dB/m dB dB cm deg 1 5411.60 50.70 74.00 -23.30 37.49 34.40 10.92 32.11 400 53 Peak 2 5466.60 50.18 68.30 -18.12 36.80 34.40 11.15 32.17 400 53 Peak 3 5690.00 90.84 ------ ------ 77.13 34.40 11.67 32.36 400 53 Peak 4 5891.20 51.45 68.30 -16.85 37.53 34.98 11.46 32.52 400 53 Peak	Blank
Avg	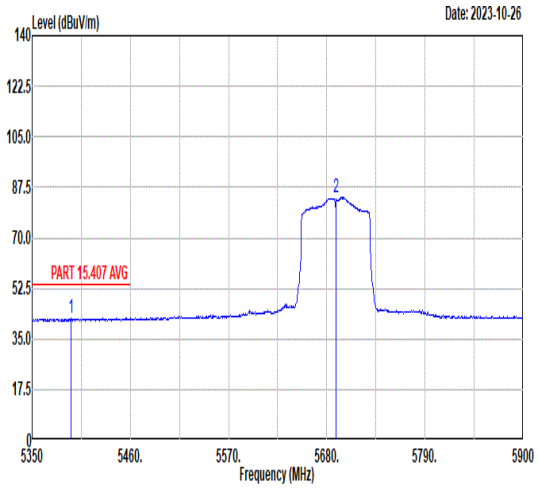 Freq Level Limit Line Margin Read Level Ant Factor Cable Loss Preamp Factor APos TPos Remark MHz dBuV/m dBuV/m dB dBuV dB/m dB dB cm deg 1 5393.45 42.24 54.00 -11.76 29.01 34.40 10.91 32.08 400 53 Peak 2 5690.00 83.86 ------ ------ 70.15 34.40 11.67 32.36 400 53 Average	Blank

Mode	41	
	Band Edge	
	U-NII-2C_5.47-5.725_ 802.11ac VHT80_CH138_5690MHz	
ANT	3	
Pol.	Vertical	Fundamental
Peak	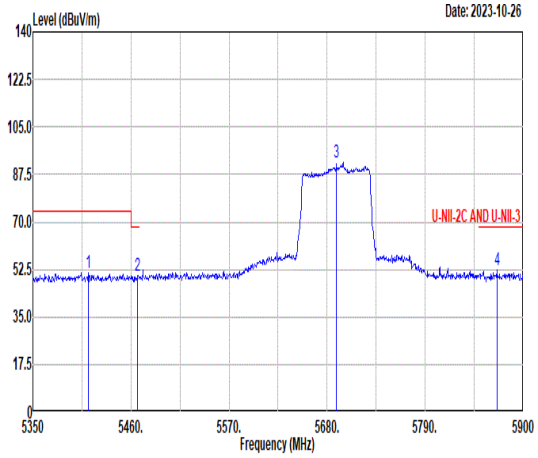 Freq Level Limit Line Margin Read Level Ant Factor Cable Loss Preamp Factor APos TPos Remark MHz dBuV/m dBuV/m dB dBuV dB/m dB dB cm deg 1 5412.15 51.14 74.00 -22.86 37.93 34.40 10.92 32.11 359 276 Peak 2 5467.15 50.32 68.30 -17.98 36.94 34.40 11.15 32.17 359 276 Peak 3 5690.00 91.71 ------ ------ 78.00 34.40 11.67 32.36 359 276 Peak 4 5870.30 52.11 68.30 -16.19 38.21 34.90 11.50 32.50 359 276 Peak	Blank
Avg	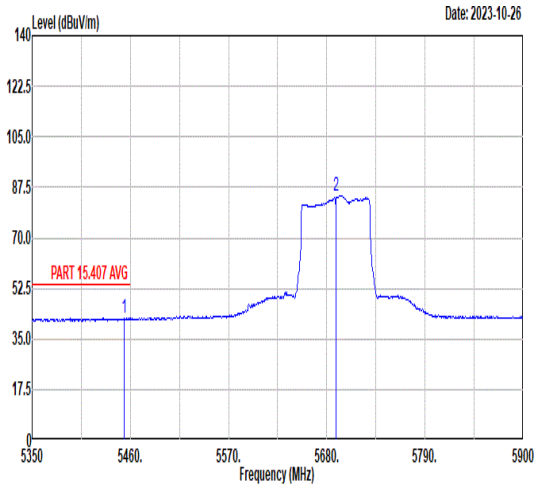 Freq Level Limit Line Margin Read Level Ant Factor Cable Loss Preamp Factor APos TPos Remark MHz dBuV/m dBuV/m dB dBuV dB/m dB dB cm deg 1 5453.40 42.36 54.00 -11.64 29.03 34.40 11.09 32.16 359 276 Peak 2 5690.00 84.62 ------ ------ 70.91 34.40 11.67 32.36 359 276 Average	Blank

Mode	42	
	LF	
	U-NII-2C_5.47-5.725_802.11ac VHT20_CH140_5700MHz	
ANT	3	
Pol.	Horizontal	Vertical
QP/ Peak	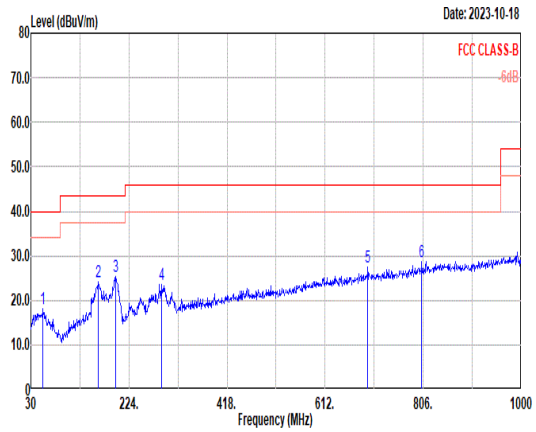 Freq Level Limit Line Margin Read Level Ant Factor Cable Loss Preamp Factor APos TPos Remark MHz dBuV/m dBuV/m dB dBuV dB/m dB dB cm deg 1 54.25 18.00 40.00 -22.00 34.15 13.58 1.50 31.23 -- -- Peak 2 162.89 24.11 43.50 -19.39 36.75 16.15 2.26 31.05 -- -- Peak 3 197.81 25.31 43.50 -18.19 38.50 15.44 2.28 30.91 -- -- Peak 4 288.99 23.60 46.00 -22.40 32.54 19.29 2.67 30.90 -- -- Peak 5 696.39 27.37 46.00 -18.63 28.98 25.20 4.00 30.81 -- -- Peak 6 803.09 28.73 46.00 -17.27 29.45 26.12 4.26 31.10 -- -- Peak	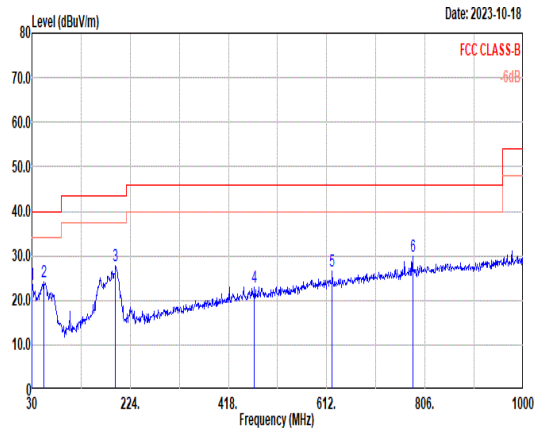 Freq Level Limit Line Margin Read Level Ant Factor Cable Loss Preamp Factor APos TPos Remark MHz dBuV/m dBuV/m dB dBuV dB/m dB dB cm deg 1 30.00 23.66 40.00 -16.34 28.47 25.20 1.19 31.20 -- -- Peak 2 53.28 24.21 40.00 -15.79 40.19 13.76 1.48 31.22 -- -- Peak 3 194.90 27.82 43.50 -15.68 41.10 15.35 2.29 30.92 -- -- Peak 4 469.41 23.04 46.00 -22.96 27.09 23.27 3.38 30.70 -- -- Peak 5 622.67 26.65 46.00 -19.35 28.76 25.04 3.80 30.95 -- -- Peak 6 781.75 29.91 46.00 -16.09 30.70 26.03 4.23 31.05 -- -- Peak

Mode	43	
	LF	
	U-NII-3_5.47-5.85_802.11a_CH149_5745MHz	
ANT	3	
Pol.	Horizontal	Vertical
QP/ Peak	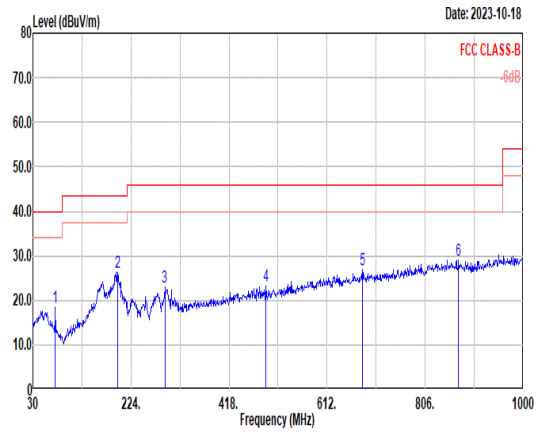	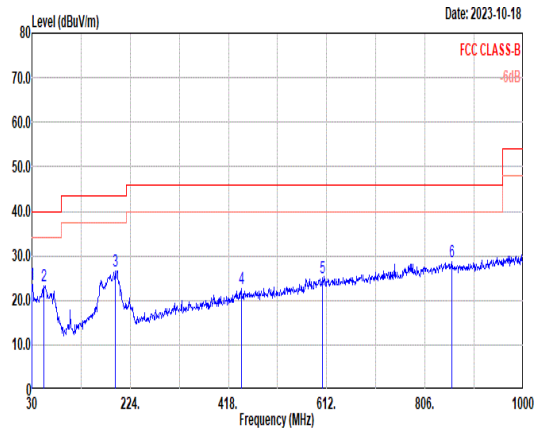

	Freq	Level	Limit Line	Margin	Read Level	Ant Factor	Cable Loss	Preamp Factor	APos	TPos	Remark
	MHz	dBuV/m	dBuV/m	dB	dBuV	dB/m	dB	dB	cm	deg	
1	74.62	18.46	40.00	-21.54	35.23	12.86	1.73	31.36	--	--	Peak
2	197.81	26.31	43.50	-17.19	39.50	15.44	2.28	30.91	--	--	Peak
3	290.93	22.80	46.00	-23.20	31.71	19.31	2.68	30.90	--	--	Peak
4	490.75	23.14	46.00	-22.86	26.82	23.57	3.45	30.70	--	--	Peak
5	681.84	26.91	46.00	-19.09	28.60	25.20	3.95	30.84	--	--	Peak
6	871.96	29.11	46.00	-16.89	29.08	26.63	4.43	31.03	--	--	Peak

	Freq	Level	Limit Line	Margin	Read Level	Ant Factor	Cable Loss	Preamp Factor	APos	TPos	Remark
	MHz	dBuV/m	dBuV/m	dB	dBuV	dB/m	dB	dB	cm	deg	
1	30.00	23.58	40.00	-16.42	28.39	25.20	1.19	31.20	--	--	Peak
2	53.28	23.34	40.00	-16.66	39.32	13.76	1.48	31.22	--	--	Peak
3	194.90	26.64	43.50	-16.86	39.92	15.35	2.29	30.92	--	--	Peak
4	443.22	22.79	46.00	-23.21	27.36	22.85	3.28	30.70	--	--	Peak
5	603.27	24.99	46.00	-21.01	27.30	24.92	3.76	30.99	--	--	Peak
6	858.38	28.59	46.00	-17.41	28.67	26.55	4.41	31.04	--	--	Peak

Mode	44	
	Band Edge	
	802.11ac VHT20_CH140_5700MHz+BT normal Link+Band30 BW10M-Co-location	
ANT	3+0	
Pol.	Horizontal	Fundamental
Peak	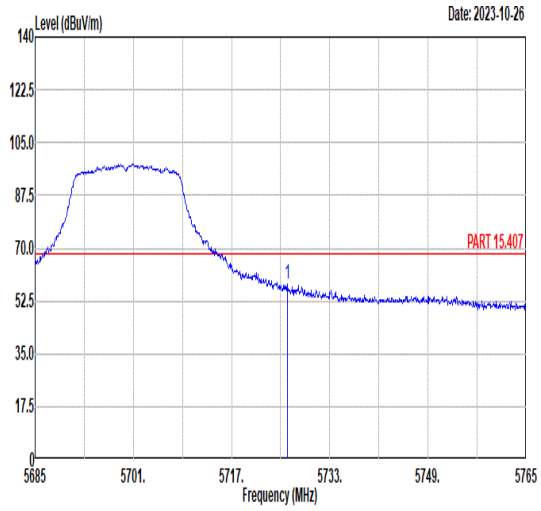 Freq Level Limit Line Margin Read Level Ant Factor Cable Loss Preamp Factor APos TPos Remark MHz dBuV/m dBuV/m dB dBuV dB/m dB dB cm deg 1 5726.04 57.88 68.30 -10.42 44.15 34.47 11.65 32.39 233 5 Peak	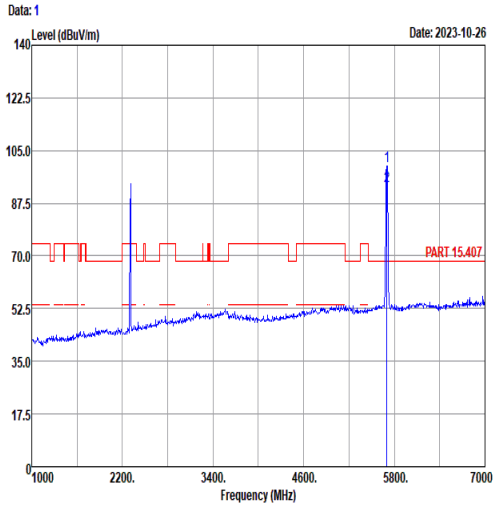 Freq Level Over Limit Limit Line ReadLevel Antenna Factor Cable Loss Preamp Factor A/Pos T/Pos Remark MHz dBuV/m dB dBuV/m dBuV dB/m dB dB cm deg 1 5700.000 99.97 31.67 68.30 85.59 35.08 11.66 32.36 233 5 Peak 2 5700.000 93.05 ------ ------ 78.67 35.08 11.66 32.36 233 5 Average

Mode	44	
	Band Edge	
	802.11ac VHT20_CH140_5700MHz+BT normal Link+Band30 BW10M-Co-location	
ANT	3+0	
Pol.	Vertical	Fundamental
Peak	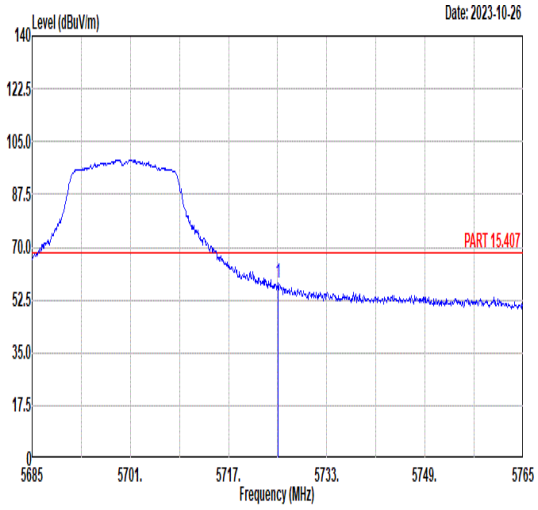 Freq Level Limit Line Margin Read Level Ant Factor Cable Loss Preamp Factor APos TPos Remark MHz dBuV/m dBuV/m dB dBuV dB/m dB dB cm deg 1 5725.08 58.20 68.30 -10.10 44.48 34.46 11.65 32.39 288 265 Peak	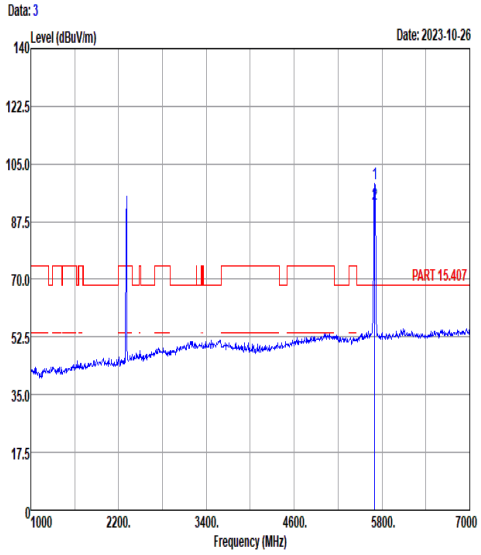 Freq Level Over Limit Limit Line ReadAntenna Level Factor Cable Loss Preamp Factor A/Pos T/Pos Remark MHz dBuV/m dB dBuV/m dBuV dB/m dB dB cm deg 1 5700.000 98.98 30.68 68.30 84.60 35.08 11.66 32.36 288 265 Peak 2 5700.000 92.75 ------ ------ 78.37 35.08 11.66 32.36 288 265 Average

Mode	44	
	Harmonic	
	802.11ac VHT20_CH140_5700MHz+BT normal Link+Band30 BW10M-Co-location	
ANT	3+0	
Pol.	Horizontal	Vertical
Peak Avg	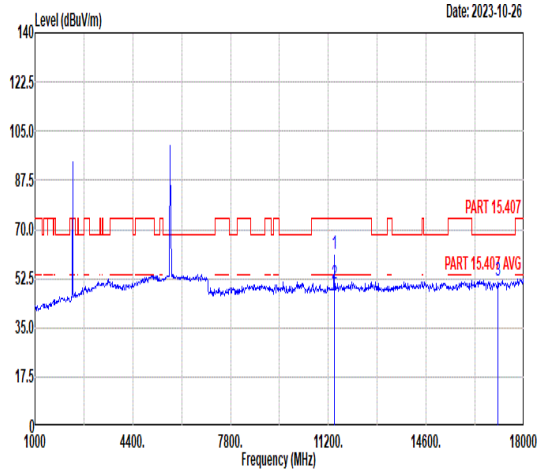 Freq Level Limit Line Margin Read Level Ant Factor Cable Loss Preamp Factor APos TPos Remark MHz dBuV/m dBuV/m dB dBuV dB/m dB dB cm deg 1 11400.00 61.26 74.00 -12.74 40.83 38.12 14.78 32.47 185 72 Peak 2 11400.00 50.92 54.00 -3.08 30.49 38.12 14.78 32.47 185 72 Average 3 17100.00 52.02 68.30 -16.28 26.39 42.00 17.53 33.90 -- -- Peak	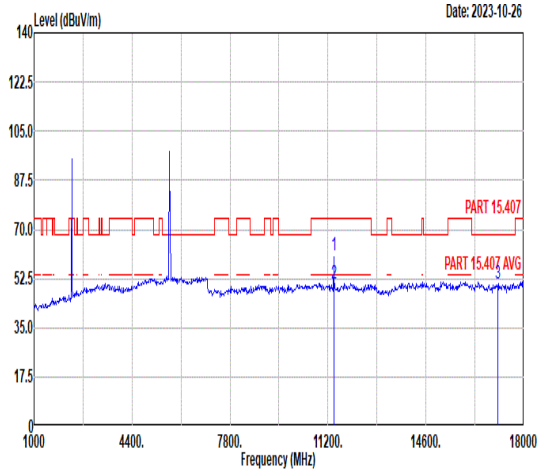 Freq Level Limit Line Margin Read Level Ant Factor Cable Loss Preamp Factor APos TPos Remark MHz dBuV/m dBuV/m dB dBuV dB/m dB dB cm deg 1 11400.00 60.64 74.00 -13.36 40.21 38.12 14.78 32.47 396 334 Peak 2 11400.00 50.60 54.00 -3.40 30.17 38.12 14.78 32.47 396 334 Average 3 17100.00 50.49 68.30 -17.81 24.86 42.00 17.53 33.90 -- -- Peak

Appendix C. Duty Cycle Plots

Band	Duty Cycle(%)	T(ms)	1/T(kHz)	VBW Setting
2.4GHz 802.11b	98.27	-	-	10Hz
2.4GHz 802.11g	98.26	-	-	10Hz
2.4GHz 802.11n HT20	98.13	-	-	10Hz
2.4GHz 802.11n HT40	94.74	0.941	1.063	3kHz
5GHz 802.11a	98.33	-	-	10Hz
5GHz 802.11ac VHT20	97.86	1.922	0.520	1kHz
5GHz 802.11ac VHT40	96.46	0.948	1.055	3kHz
5GHz 802.11ac VHT80	92.44	0.461	2.170	3kHz

<WLAN 2.4G>

802.11b

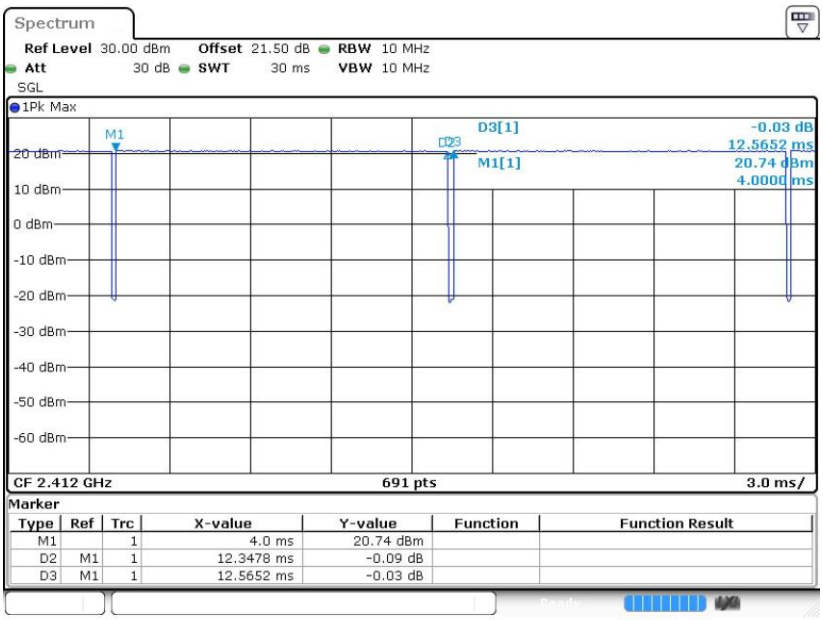

Date: 18.OCT.2023 17:00:01

802.11g

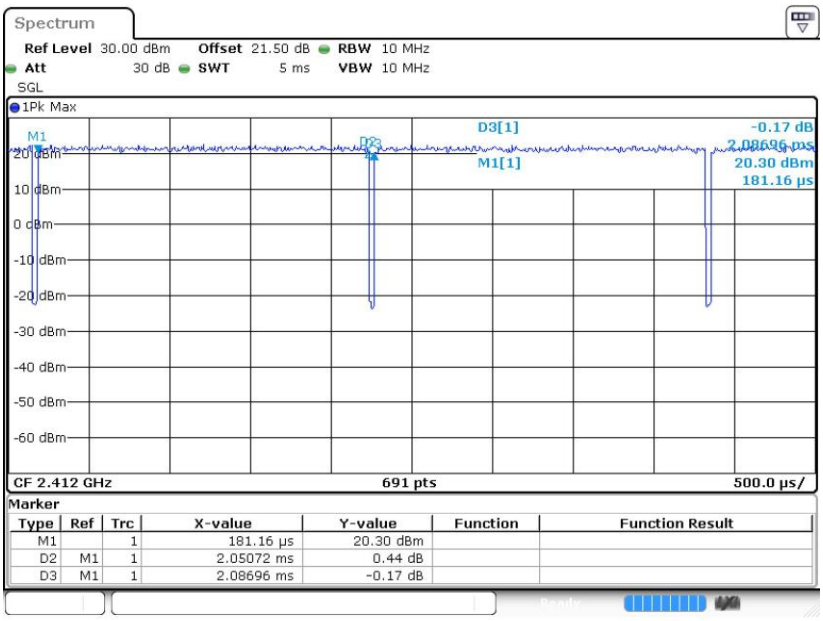

Date: 18.OCT.2023 17:07:32

802.11n HT20

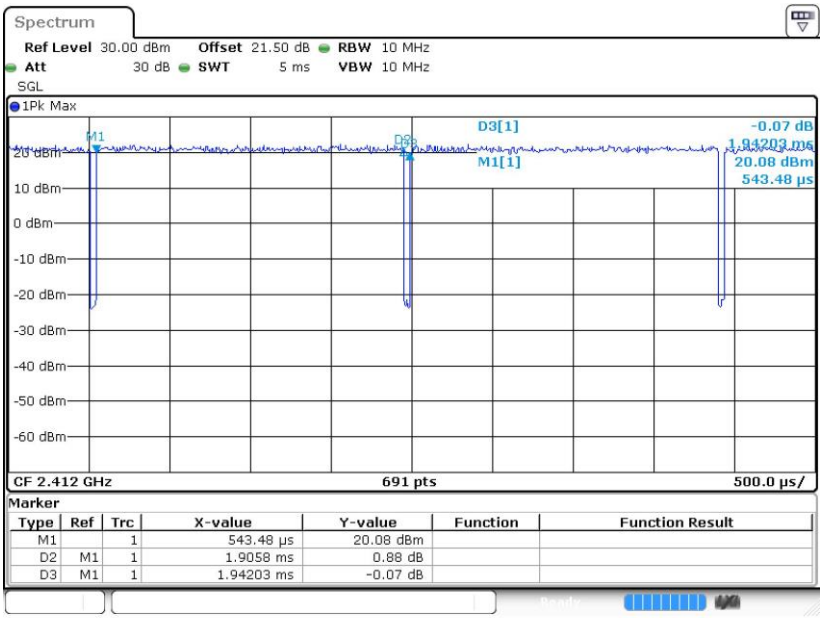

Date: 18.OCT.2023 17:06:06

802.11n HT40

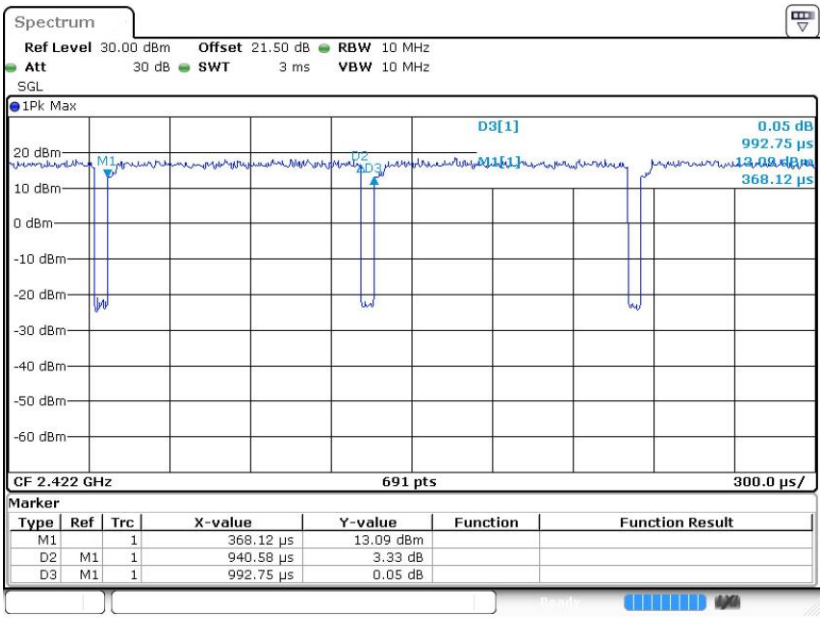

Date: 18.OCT.2023 17:11:17

<WLAN 5G>

802.11a

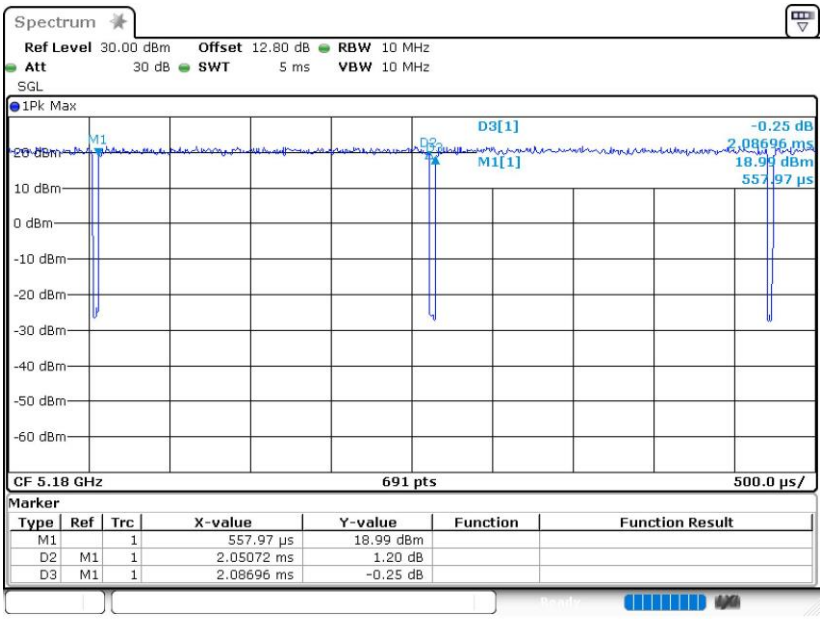

Date: 7.OCT.2023 11:50:01

802.11ac VHT20

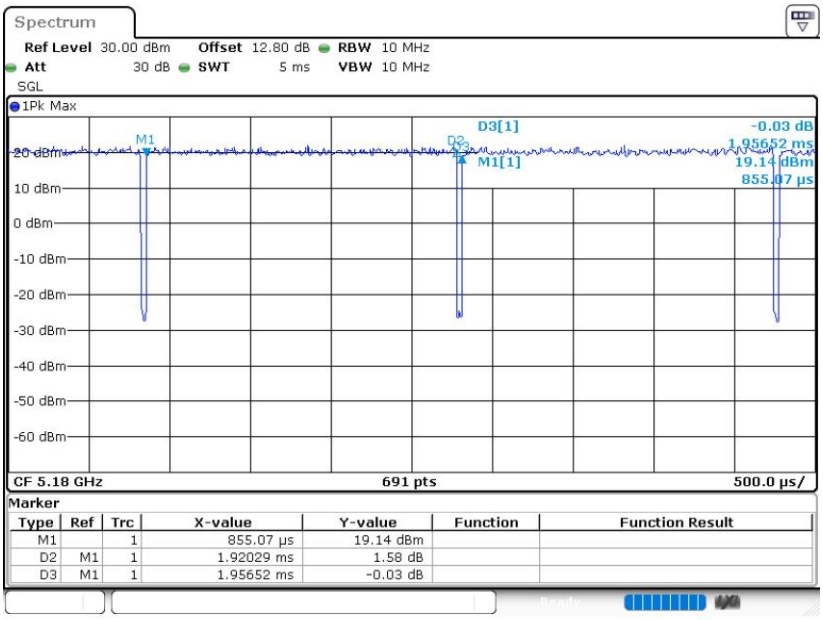

Date: 7.OCT.2023 11:52:56

802.11ac VHT40

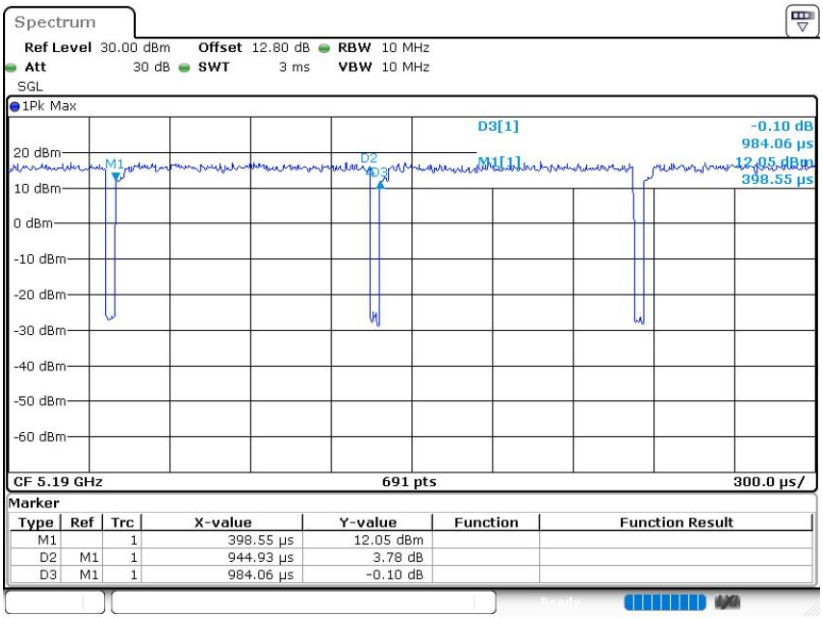

Date: 7.OCT.2023 11:59:04

802.11ac VHT80

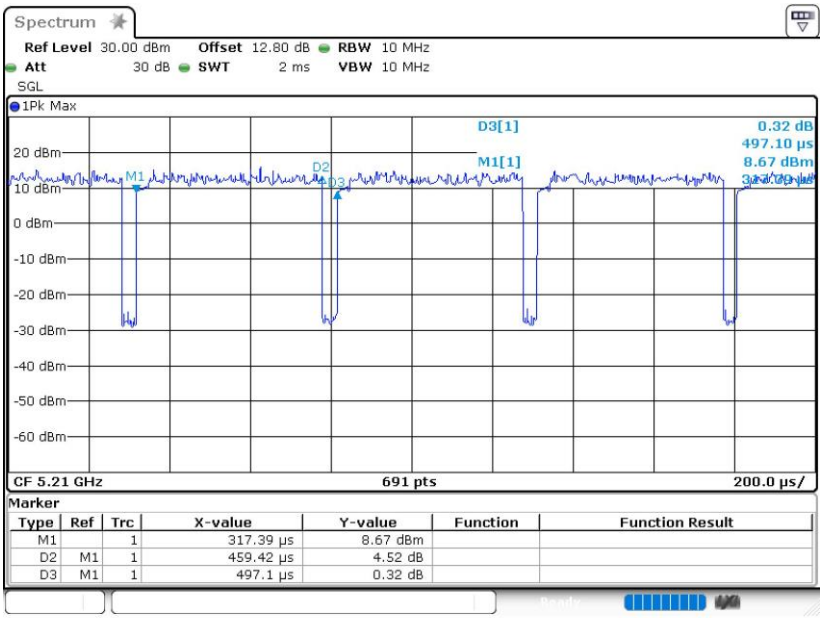

Date: 7.OCT.2023 13:06:32