Mode	16	
	Band Edge - L	
	2400-2483.5_802.11n HT40_CH06_2437MHz	
ANT	8	
Pol.	Vertical	Fundamental
Peak	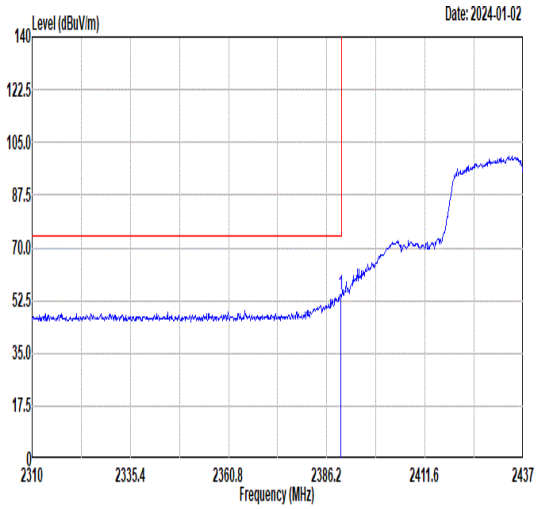 Freq Level Limit Line Margin (dB) Read Level Ant Factor Cable Loss Preamp Factor APos TPos Remark 1 2389.88 54.35 74.00 -19.65 46.41 32.26 7.76 32.08 184 85 PEAK	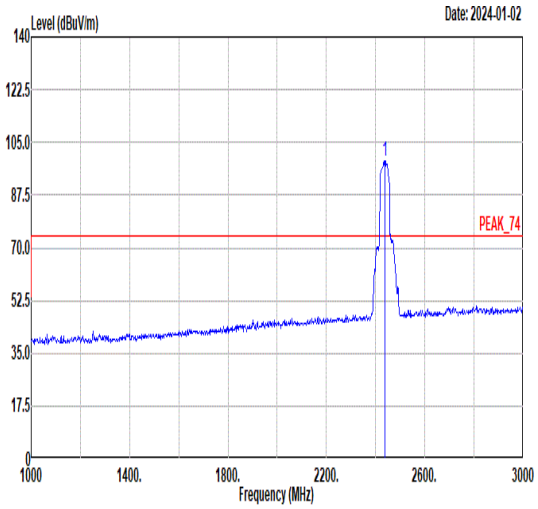 Freq Level Limit Line Margin (dB) Read Level Ant Factor Cable Loss Preamp Factor APos TPos Remark 1 2437.00 98.99 ------ ------ 90.89 32.36 7.83 32.09 184 85 PEAK
Avg	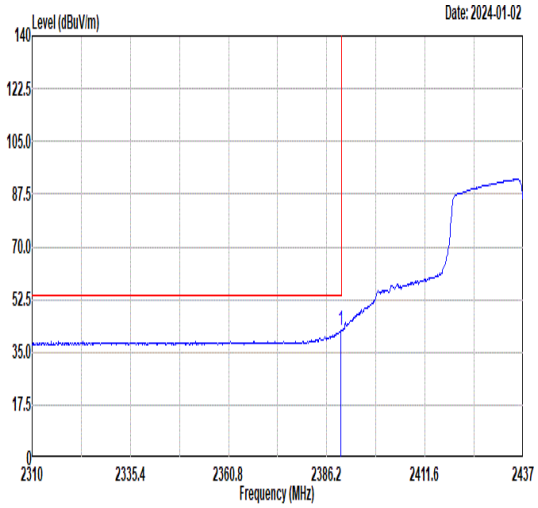 Freq Level Limit Line Margin (dB) Read Level Ant Factor Cable Loss Preamp Factor APos TPos Remark 1 2389.76 42.03 54.00 -11.97 34.09 32.26 7.76 32.08 184 85 AVERAGE	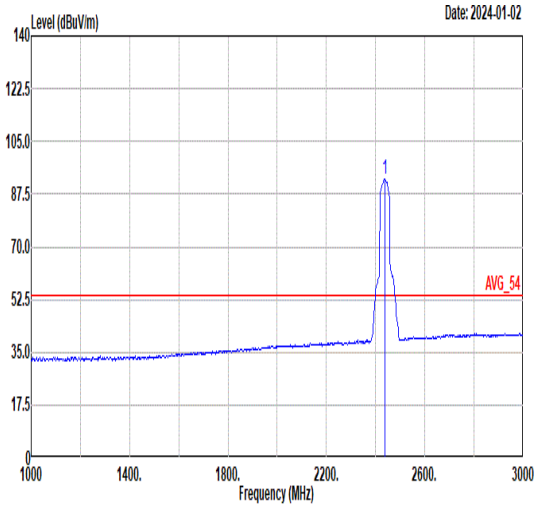 Freq Level Limit Line Margin (dB) Read Level Ant Factor Cable Loss Preamp Factor APos TPos Remark 1 2437.00 92.45 ------ ------ 84.35 32.36 7.83 32.09 184 85 AVERAGE

Mode	16	
	Band Edge - R	
	2400-2483.5_802.11n HT40_CH06_2437MHz	
ANT	8	
Pol.	Vertical	Fundamental
Peak	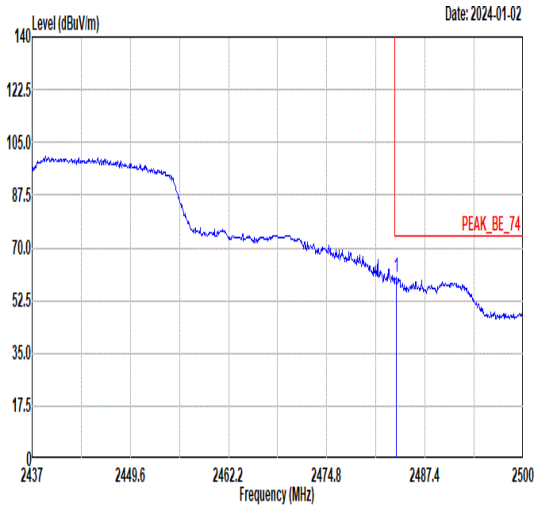 Freq Level Limit Line Margin (dB) Read Level Ant Factor Cable Loss Preamp Factor APos TPos Remark MHz dBuV/m dBuV/m dBuV dB/m dB dB cm deg 1 2483.68 60.17 74.00 -13.83 51.93 32.46 7.88 32.10 184 85 PEAK	Blank
Avg	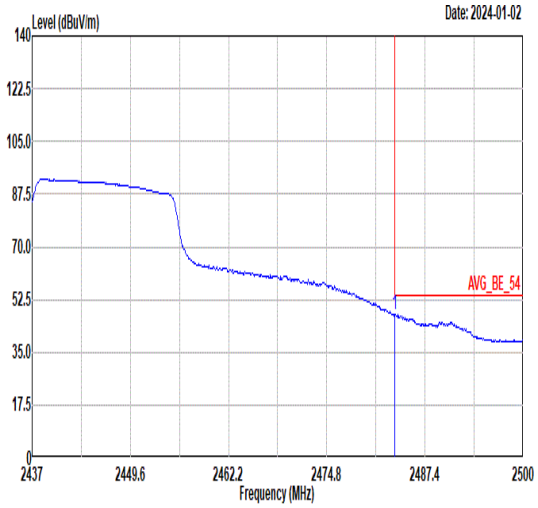 Freq Level Limit Line Margin (dB) Read Level Ant Factor Cable Loss Preamp Factor APos TPos Remark MHz dBuV/m dBuV/m dBuV dB/m dB dB cm deg 1 2483.56 47.64 54.00 -6.36 39.40 32.46 7.88 32.10 184 85 AVERAGE	Blank

Mode	17	
	LF	
	2400-2483.5_802.11n HT40_CH03_2422MHz	
ANT	8	
Pol.	Horizontal	Vertical
QP/ Peak	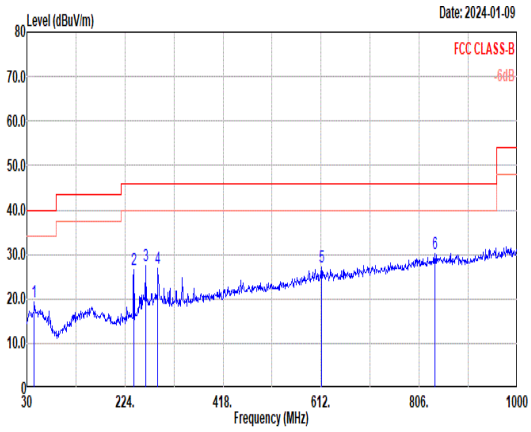	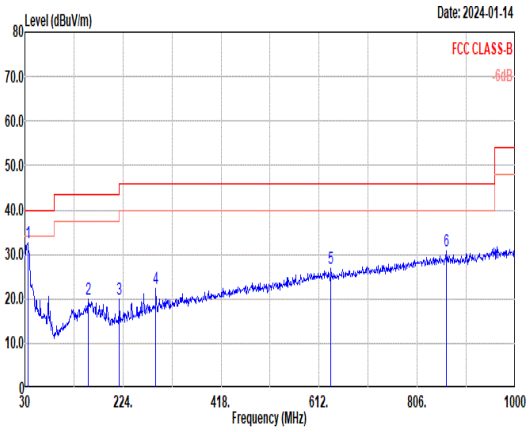

	Freq	Level	Limit Line	Margin	Read Level	Ant Factor	Cable Loss	Preamp Factor	APos	TPos	Remark
	MHz	dBuV/m	dBuV/m	dB	dBuV	dB/m	dB	dB	cm	deg	
1	44.55	19.22	40.00	-20.78	32.54	16.50	1.38	31.20	--	--	Peak
2	241.46	26.67	46.00	-19.33	37.31	17.80	2.46	30.90	--	--	Peak
3	264.74	27.53	46.00	-18.47	36.07	19.80	2.56	30.90	--	--	Peak
4	288.99	26.93	46.00	-19.07	35.87	19.29	2.67	30.90	--	--	Peak
5	612.97	27.16	46.00	-18.84	29.37	24.98	3.78	30.97	--	--	Peak
6	837.04	30.12	46.00	-15.88	30.43	26.40	4.35	31.06	--	--	Peak

	Freq	Level	Limit Line	Margin	Read Level	Ant Factor	Cable Loss	Preamp Factor	APos	TPos	Remark
	MHz	dBuV/m	dBuV/m	dB	dBuV	dB/m	dB	dB	cm	deg	
1	35.82	32.66	40.00	-7.34	40.90	21.68	1.28	31.20	--	--	Peak
2	156.10	19.86	43.50	-23.64	32.34	16.38	2.22	31.08	--	--	Peak
3	217.21	20.02	46.00	-25.98	33.21	15.36	2.35	30.90	--	--	Peak
4	288.99	22.23	46.00	-23.77	31.17	19.29	2.67	30.90	--	--	Peak
5	635.28	26.75	46.00	-19.25	28.75	25.11	3.82	30.93	--	--	Peak
6	863.23	30.70	46.00	-15.30	30.74	26.58	4.42	31.04	--	--	Peak

Mode	18	
	Band Edge - L	
	Co-location_802.11n HT40_CH03_2422MHz+ LTE Band 13	
ANT	8	
Pol.	Horizontal	Fundamental
Peak	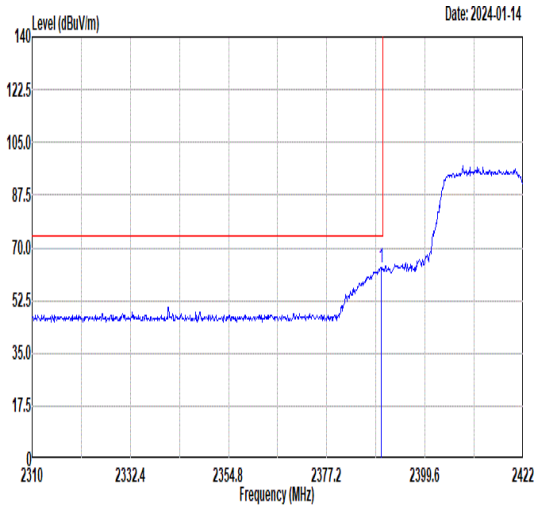 Freq Level Limit Line Margin (dB) Read Level Ant Factor Cable Loss Preamp Factor APos TPos Remark MHz dBuV/m dBuV/m dBuV dB/m dB dB cm deg 1 2389.63 63.54 74.00 -10.46 55.60 32.26 7.76 32.08 400 29 PEAK	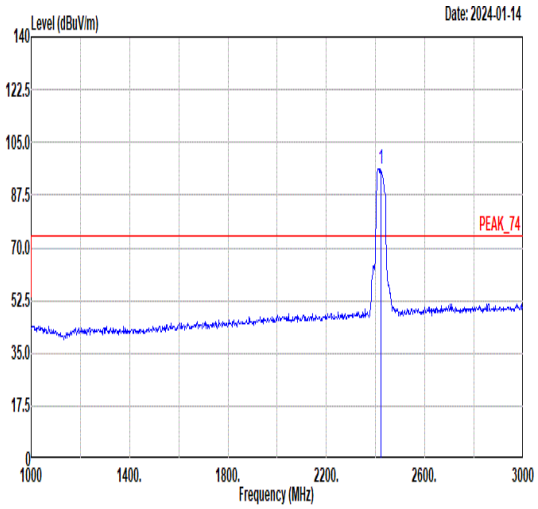 Freq Level Limit Line Margin (dB) Read Level Ant Factor Cable Loss Preamp Factor APos TPos Remark MHz dBuV/m dBuV/m dBuV dB/m dB dB cm deg 1 2422.00 96.27 ------ ------ 88.23 32.31 7.81 32.08 400 29 PEAK
Avg	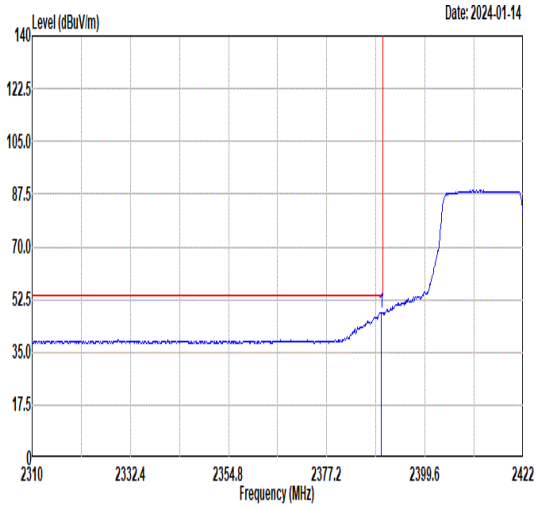 Freq Level Limit Line Margin Read Level Ant Factor Cable Loss Preamp Factor APos TPos Remark MHz dBuV/m dBuV/m dB dBuV dB/m dB dB cm deg 1 2389.63 48.21 54.00 -5.79 40.27 32.26 7.76 32.08 400 29 AVERAGE	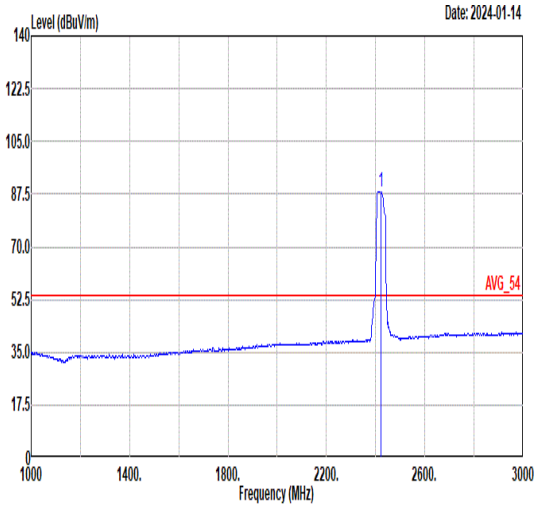 Freq Level Limit Line Margin (dB) Read Level Ant Factor Cable Loss Preamp Factor APos TPos Remark MHz dBuV/m dBuV/m dBuV dB/m dB dB cm deg 1 2422.00 88.43 ------ ------ 80.40 32.30 7.81 32.08 400 29 AVERAGE

Mode	18	
	Band Edge - R	
	Co-location_802.11n HT40_CH03_2422MHz+ LTE Band 13	
ANT	8	
Pol.	Horizontal	Fundamental
Peak	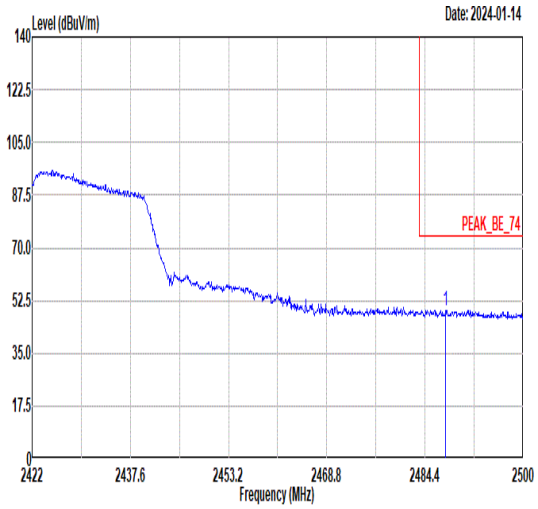 Freq Level Limit Line Margin (dB) Read Level Ant Factor Cable Loss Preamp Factor APos TPos Remark MHz dBuV/m dBuV/m dBuV dB/m dB dB cm deg 1 2487.68 49.30 74.00 -24.70 41.05 32.47 7.88 32.10 400 29 PEAK	Blank
Avg	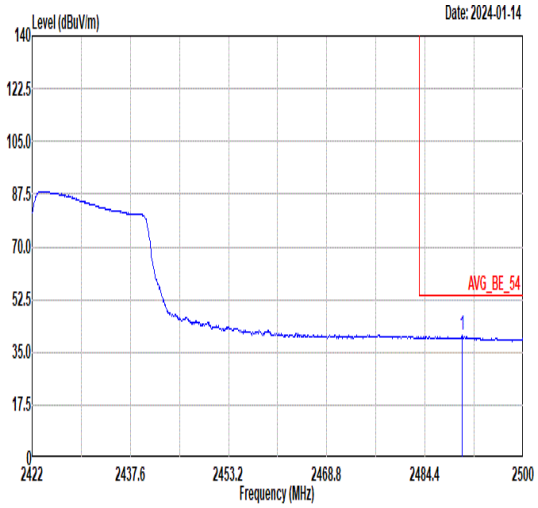 Freq Level Limit Line Margin (dB) Read Level Ant Factor Cable Loss Preamp Factor APos TPos Remark MHz dBuV/m dBuV/m dBuV dB/m dB dB cm deg 1 2490.25 40.73 54.00 -13.27 32.47 32.48 7.88 32.10 400 29 AVERAGE	Blank

Mode	18	
	Band Edge - L	
	Co-location_802.11n HT40_CH03_2422MHz+ LTE Band 13	
ANT	8	
Pol.	Vertical	Fundamental
Peak	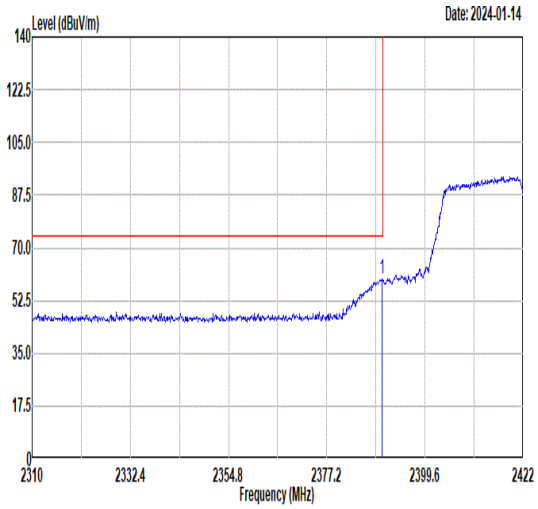 Freq Level Limit Line Margin (dB) Read Level Ant Factor Cable Loss Preamp Factor APos TPos Remark MHz dBuV/m dBuV/m dBuV dB/m dB dB cm deg 1 2389.86 59.77 74.00 -14.23 51.83 32.26 7.76 32.08 192 63 PEAK	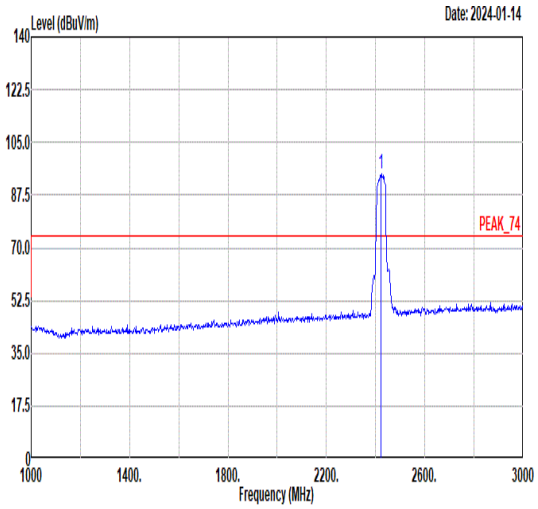 Freq Level Limit Line Margin (dB) Read Level Ant Factor Cable Loss Preamp Factor APos TPos Remark MHz dBuV/m dBuV/m dBuV dB/m dB dB cm deg 1 2422.00 94.72 ------ ------ 86.64 32.34 7.82 32.08 192 63 PEAK
Avg	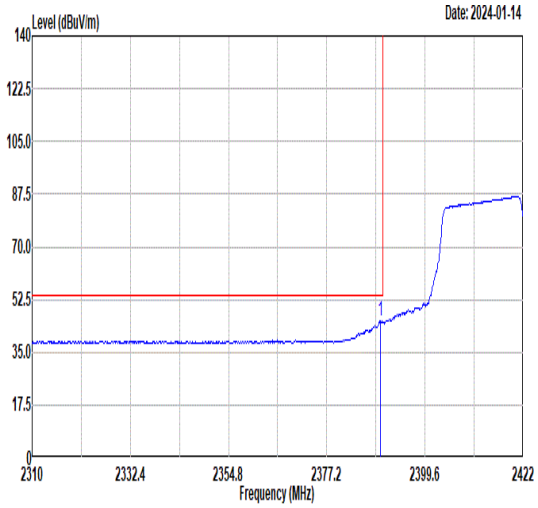 Freq Level Limit Line Margin (dB) Read Level Ant Factor Cable Loss Preamp Factor APos TPos Remark MHz dBuV/m dBuV/m dBuV dB/m dB dB cm deg 1 2389.41 45.53 54.00 -8.47 37.59 32.26 7.76 32.08 192 63 AVERAGE	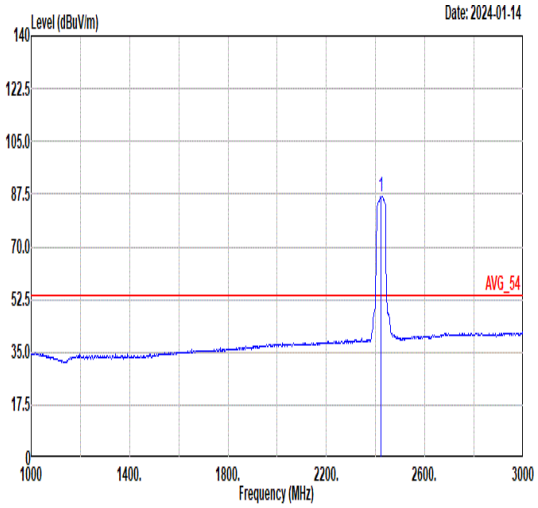 Freq Level Limit Line Margin (dB) Read Level Ant Factor Cable Loss Preamp Factor APos TPos Remark MHz dBuV/m dBuV/m dBuV dB/m dB dB cm deg 1 2422.00 86.85 ------ ------ 78.78 32.33 7.82 32.08 192 63 AVERAGE

Mode	18	
	Band Edge - R	
	Co-location_802.11n HT40_CH03_2422MHz+ LTE Band 13	
ANT	8	
Pol.	Vertical	Fundamental
Peak	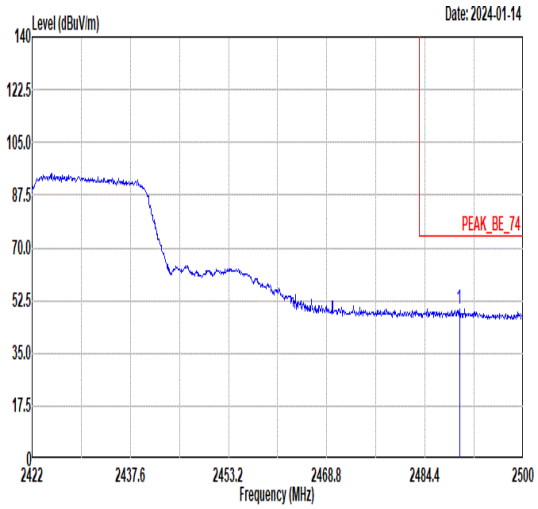 Freq Level Limit Line Margin (dB) Read Level Ant Factor Cable Loss Preamp Factor APos TPos Remark MHz dBuV/m dBuV/m dBuV dB/m dB dB cm deg 1 2489.86 49.58 74.00 -24.42 41.32 32.48 7.88 32.10 192 63 PEAK	Blank
Avg	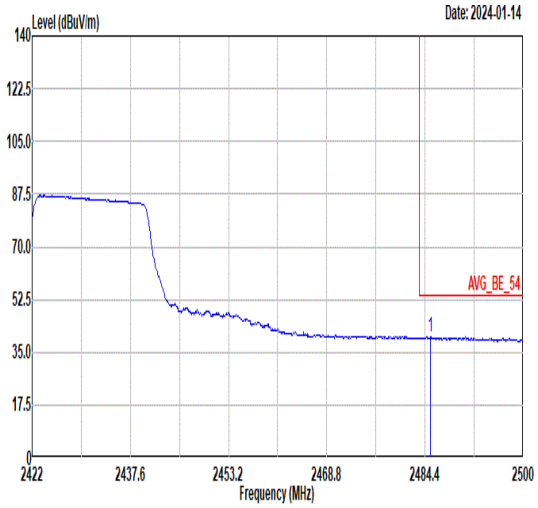 Freq Level Limit Line Margin (dB) Read Level Ant Factor Cable Loss Preamp Factor APos TPos Remark MHz dBuV/m dBuV/m dBuV dB/m dB dB cm deg 1 2485.26 40.05 54.00 -13.95 31.80 32.47 7.88 32.10 192 63 AVERAGE	Blank

Mode	18	
	Harmonic	
	Co-location_802.11n HT40_CH03_2422MHz+ LTE Band 13	
ANT	8	
Pol.	Horizontal	Vertical
Peak Avg	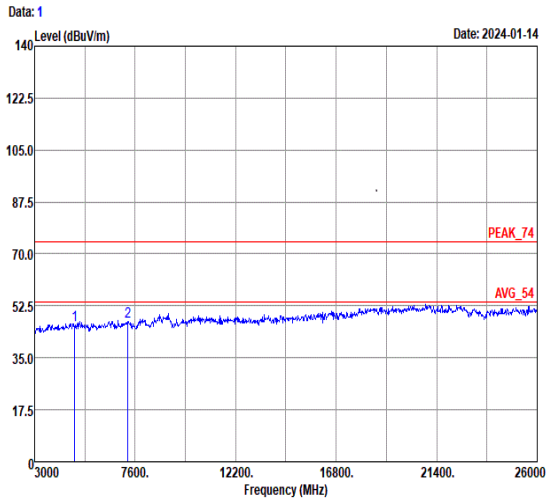 Freq Level Over Limit Limit Line ReadAntenna Level Cable Loss Preamp Factor A/Pos T/Pos Remark MHz dBuV/m dB dBuV/m dBuV dB/m dB dB cm deg 1 4844.000 46.21 -27.79 74.00 51.84 34.84 11.09 51.56 --- --- Peak 2 7266.000 47.08 -26.92 74.00 48.87 36.31 13.06 51.16 --- --- Peak	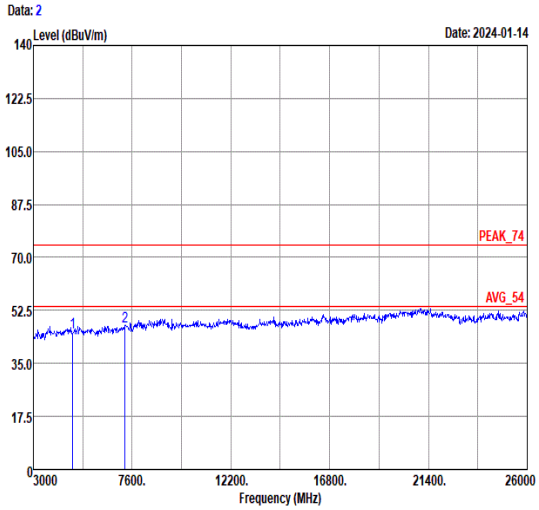 Freq Level Over Limit Limit Line ReadAntenna Level Cable Loss Preamp Factor A/Pos T/Pos Remark MHz dBuV/m dB dBuV/m dBuV dB/m dB dB cm deg 1 4844.000 45.09 -28.91 74.00 50.72 34.84 11.09 51.56 --- --- Peak 2 7266.000 47.01 -26.99 74.00 48.80 36.31 13.06 51.16 --- --- Peak

Appendix D. Duty Cycle Plots

Band	Duty Cycle(%)	T(ms)	1/T(kHz)	VBW Setting
802.11b	100	-	-	10Hz
802.11g	97.36	1.391	0.719	1KHz
802.11n HT20	97.30	1.307	0.765	1KHz
802.11n HT40	95.32	0.649	1.540	3KHz

802.11b

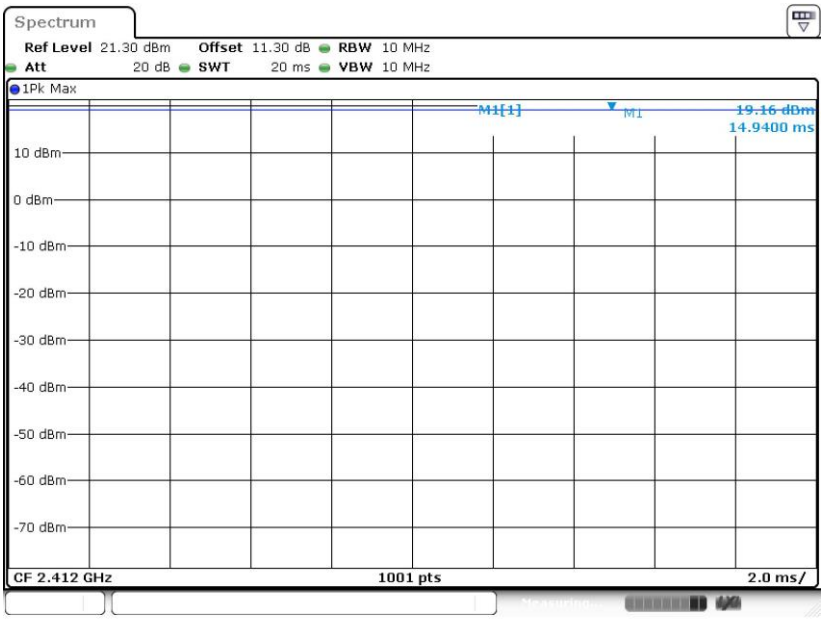

802.11g

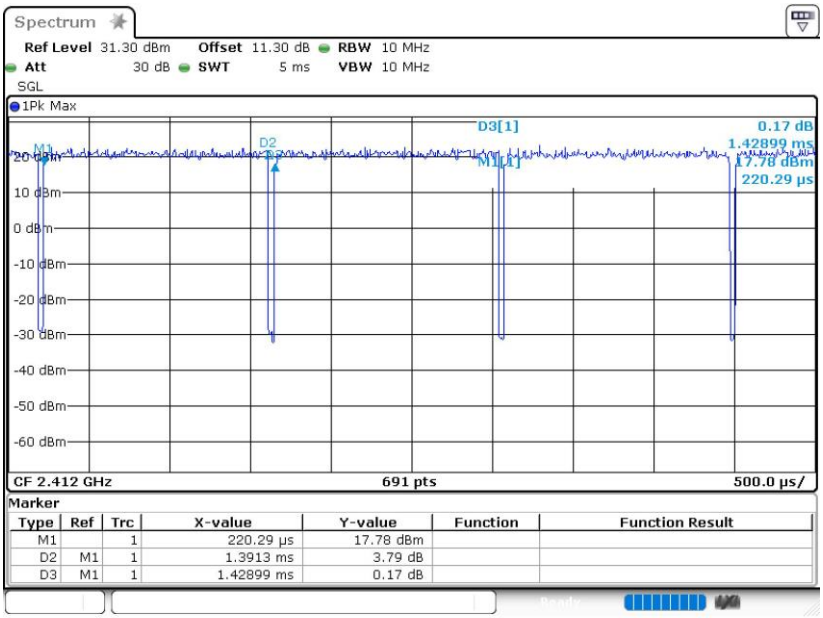

Date: 28.DEC.2023 14:17:59

802.11n HT20

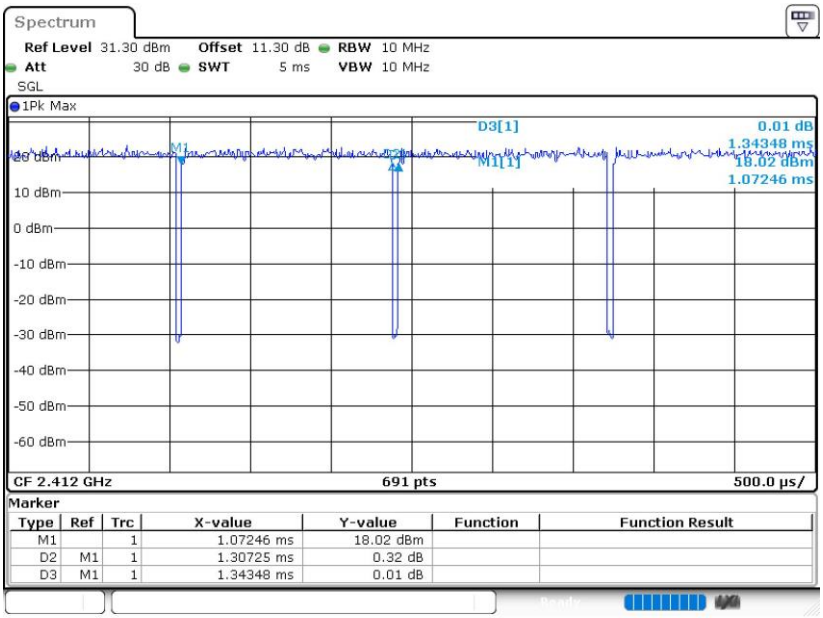

Date: 28.DEC.2023 13:49:29

802.11n HT 40

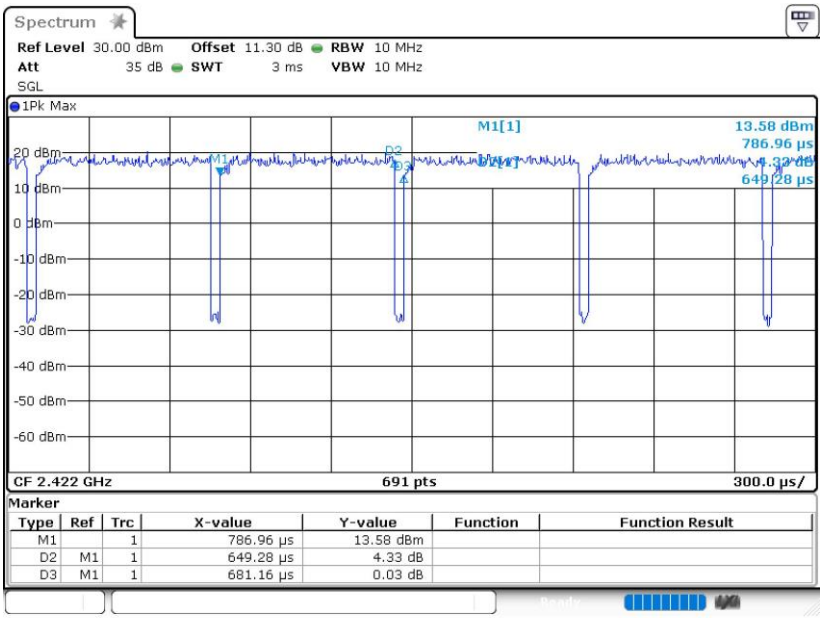

Date: 25.DEC.2023 19:42:55