


FCC ID: 2AOFD-L-LRNWB26

Test Setup Photos

1. Conducted emission main's port front view



2. Conducted emission main's port side view




3. Radiated emission (9KHz-30MHz)




4. Radiated emission (30MHz-1GHz)



5. Radiated emission (above 1GHz)



6. RF measurement setup



(LoRa)