Mode	1	
	Band Edge	
	2400-2483.5_802.11b_CH01_2412MHz	
ANT	2	
Pol.	Vertical	Fundamental
Peak	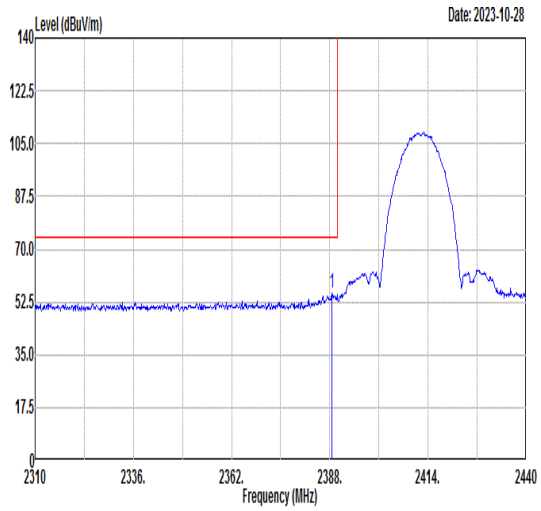 Freq Level Limit Line Margin Read Level Ant Factor Cable Loss Preamp Factor APos TPos Remark MHz dBuV/m dBuV/m dB dBuV dB/m dB dB cm deg 1 2388.52 55.49 74.00 -18.51 50.08 33.31 5.36 33.26 100 259 PEAK	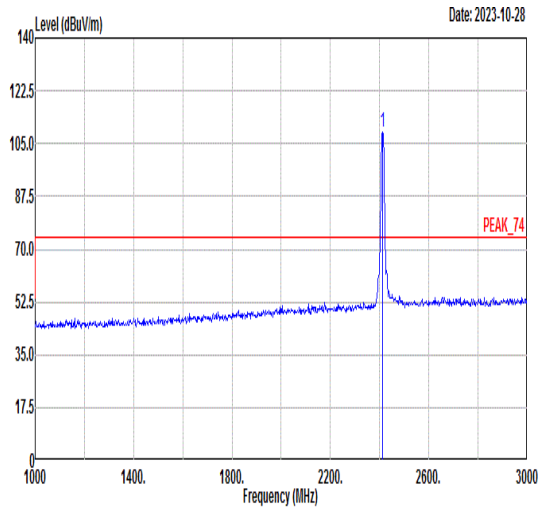 Freq Level Limit Line Margin Read Level Ant Factor Cable Loss Preamp Factor APos TPos Remark MHz dBuV/m dBuV/m dB dBuV dB/m dB dB cm deg 1 2412.00 108.83 ------ ------ 103.30 33.37 5.38 33.22 100 259 PEAK
Avg	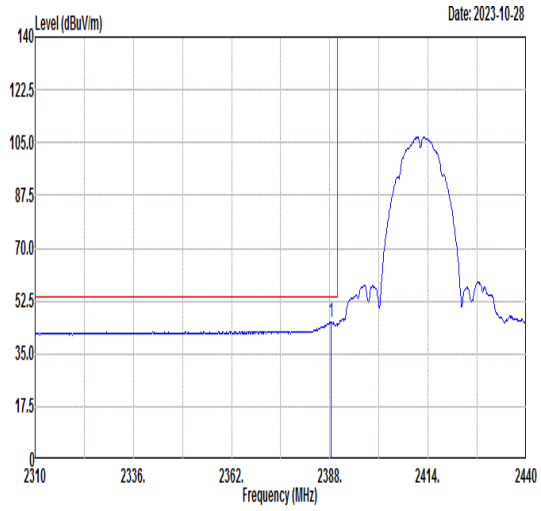 Freq Level Limit Line Margin Read Level Ant Factor Cable Loss Preamp Factor APos TPos Remark MHz dBuV/m dBuV/m dB dBuV dB/m dB dB cm deg 1 2388.39 45.54 54.00 -8.46 40.13 33.31 5.36 33.26 100 259 AVERAGE	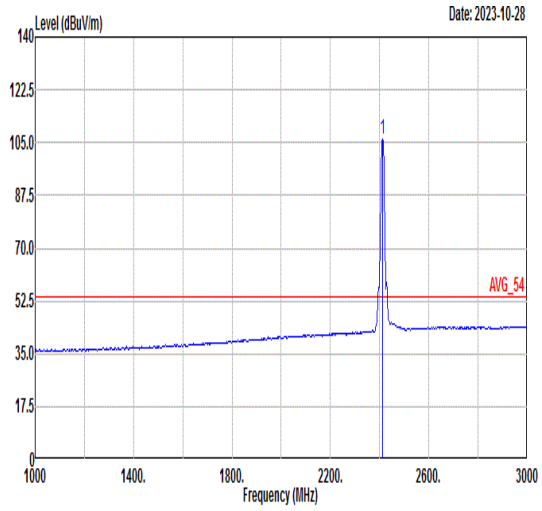 Freq Level Limit Line Margin Read Level Ant Factor Cable Loss Preamp Factor APos TPos Remark MHz dBuV/m dBuV/m dB dBuV dB/m dB dB cm deg 1 2412.00 105.97 ------ ------ 100.44 33.37 5.38 33.22 100 259 AVERAGE

Mode	1	
	Harmonic	
	2400-2483.5_802.11b_CH01_2412MHz	
ANT	2	
Pol.	Horizontal	Vertical
Peak Avg	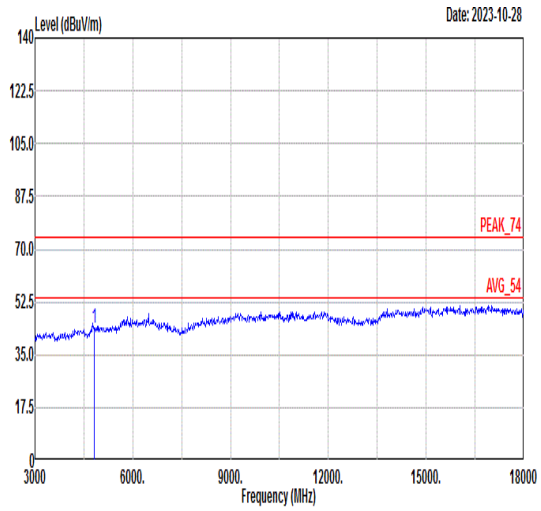 Freq Level Limit Line Margin Read Level Ant Factor Cable Loss Preamp Factor APos TPos Remark MHz dBuV/m dBuV/m dB dBuV dB/m dB dB cm deg 1 4824.00 44.09 74.00 -29.91 63.97 36.09 8.88 64.85 --- --- Peak	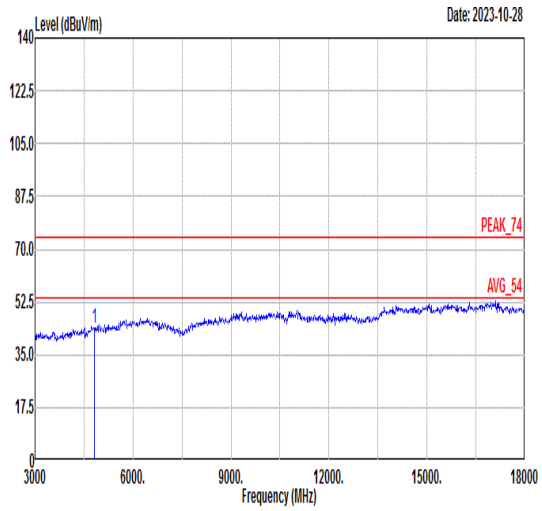 Freq Level Limit Line Margin Read Level Ant Factor Cable Loss Preamp Factor APos TPos Remark MHz dBuV/m dBuV/m dB dBuV dB/m dB dB cm deg 1 4824.00 44.02 74.00 -29.98 63.90 36.09 8.88 64.85 --- --- Peak

Mode	2	
	Harmonic	
	2400-2483.5_802.11b_CH06_2437MHz	
ANT	2	
Pol.	Horizontal	Vertical
Peak Avg	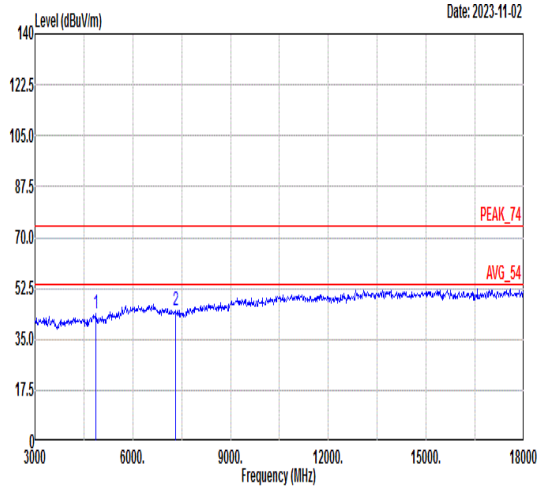 Freq Level Limit Line Margin Read Level Ant Factor Cable Loss Preamp Factor APos TPos Remark MHz dBuV/m dBuV/m dB dBuV dB/m dB dB cm deg 1 4874.00 43.76 74.00 -30.24 63.79 36.12 8.72 64.87 --- --- Peak 2 7311.00 44.82 74.00 -29.18 63.28 36.22 10.18 64.86 --- --- Peak	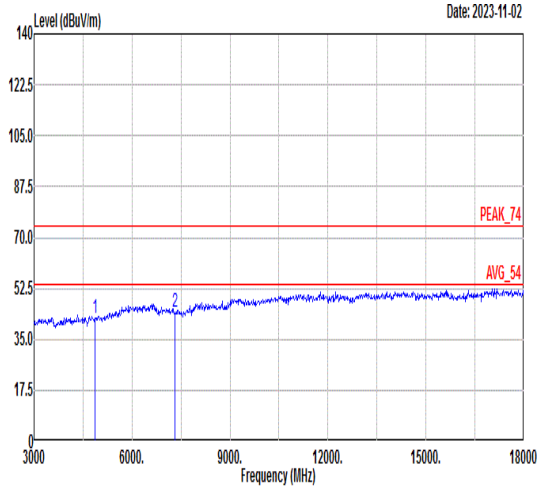 Freq Level Limit Line Margin Read Level Ant Factor Cable Loss Preamp Factor APos TPos Remark MHz dBuV/m dBuV/m dB dBuV dB/m dB dB cm deg 1 4874.00 42.40 74.00 -31.60 62.43 36.12 8.72 64.87 --- --- Peak 2 7311.00 44.33 74.00 -29.67 62.79 36.22 10.18 64.86 --- --- Peak

Mode	3	
	Band Edge	
	2400-2483.5_802.11b_CH11_2462MHz	
ANT	2	
Pol.	Horizontal	Fundamental
Peak	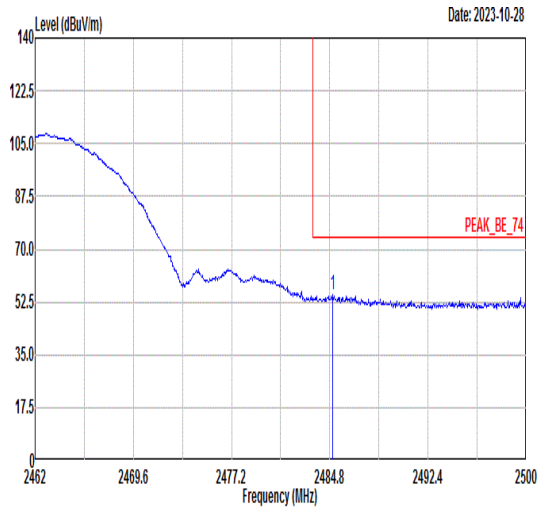 Freq Level Limit Line Margin Read Level Ant Factor Cable Loss Preamp Factor APos TPos Remark 1 2485.03 55.09 74.00 -18.91 49.19 33.56 5.46 33.12 300 314 PEAK	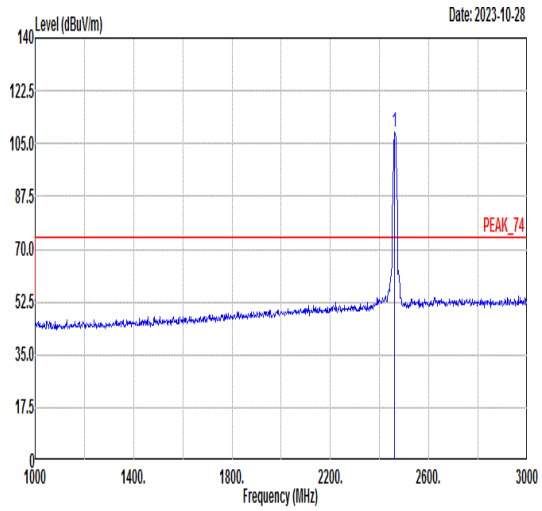 Freq Level Limit Line Margin Read Level Ant Factor Cable Loss Preamp Factor APos TPos Remark 1 2462.00 108.94 ------ ------ 103.15 33.50 5.44 33.15 300 314 PEAK
Avg	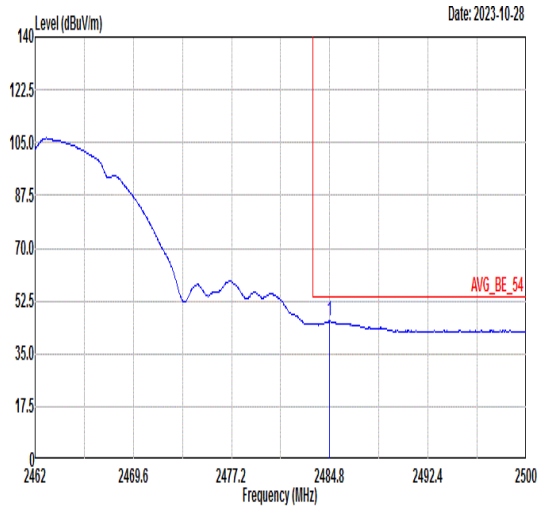 Freq Level Limit Line Margin Read Level Ant Factor Cable Loss Preamp Factor APos TPos Remark 1 2484.80 45.91 54.00 -8.09 40.01 33.56 5.46 33.12 300 314 AVERAGE	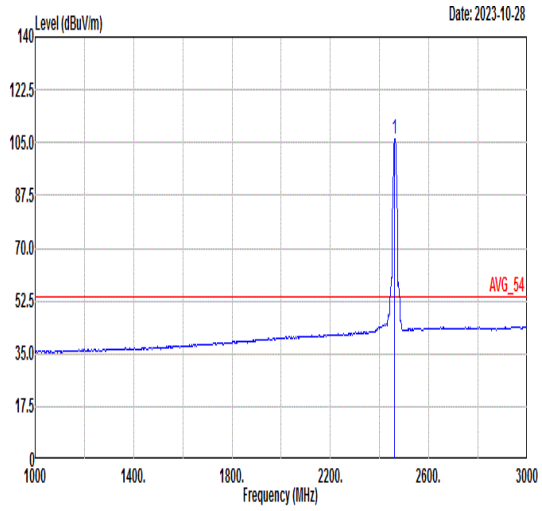 Freq Level Limit Line Margin Read Level Ant Factor Cable Loss Preamp Factor APos TPos Remark 1 2462.00 106.01 ------ ------ 100.22 33.50 5.44 33.15 300 314 AVERAGE

Mode	3	
	Band Edge	
	2400-2483.5_802.11b_CH11_2462MHz	
ANT	2	
Pol.	Vertical	Fundamental
Peak	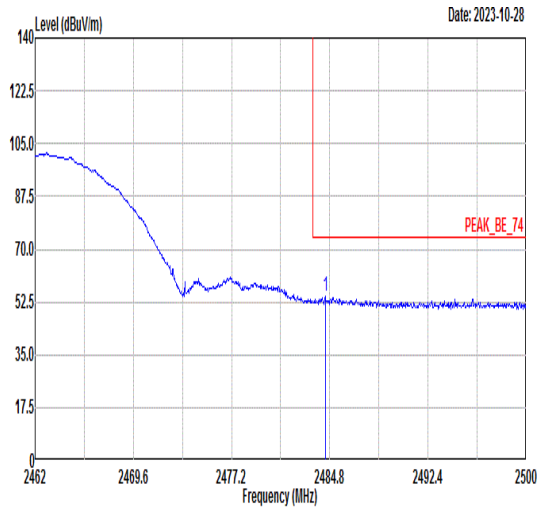 Freq Level Limit Line Margin Read Level Ant Factor Cable Loss Preamp Factor APos TPos Remark 1 2484.46 54.25 74.00 -19.75 48.35 33.56 5.46 33.12 241 346 PEAK	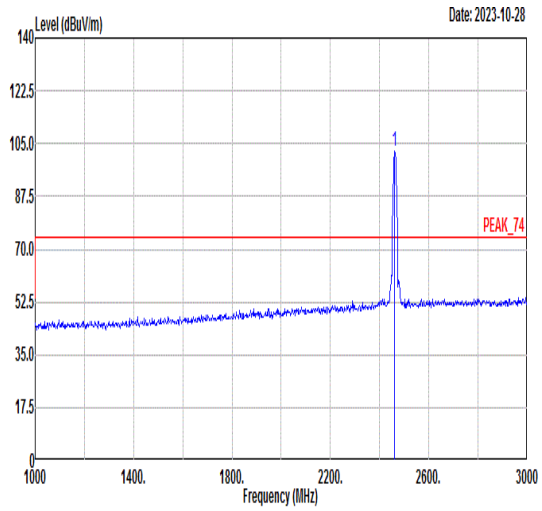 Freq Level Limit Line Margin Read Level Ant Factor Cable Loss Preamp Factor APos TPos Remark 1 2462.00 102.24 ------ ------ 96.45 33.50 5.44 33.15 241 346 PEAK
Avg	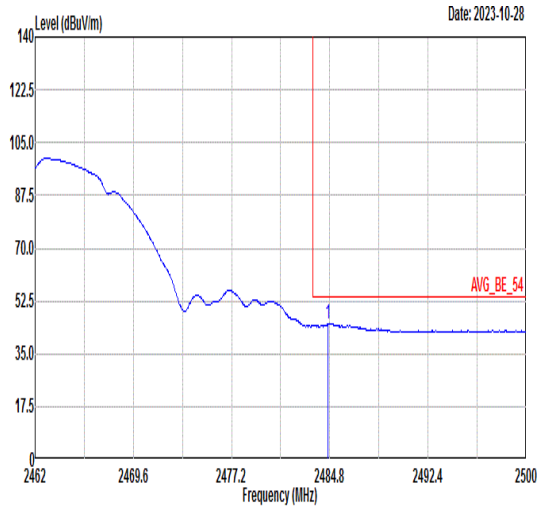 Freq Level Limit Line Margin Read Level Ant Factor Cable Loss Preamp Factor APos TPos Remark 1 2484.65 44.91 54.00 -9.09 39.01 33.56 5.46 33.12 241 346 AVERAGE	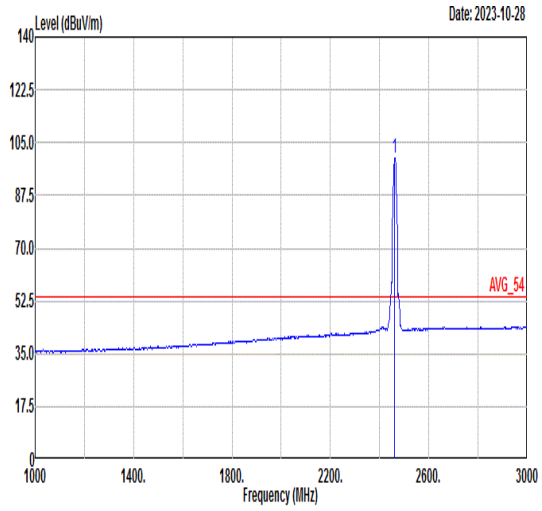 Freq Level Limit Line Margin Read Level Ant Factor Cable Loss Preamp Factor APos TPos Remark 1 2462.00 99.78 ------ ------ 93.99 33.50 5.44 33.15 241 346 AVERAGE

Mode	3	
	Harmonic	
	2400-2483.5_802.11b_CH11_2462MHz	
ANT	2	
Pol.	Horizontal	Vertical
Peak Avg	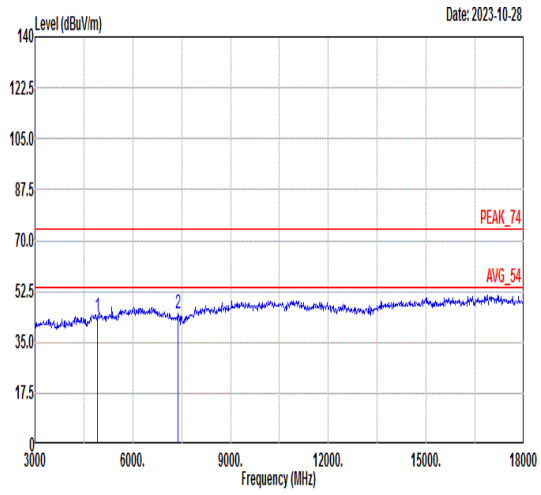 Freq Level Limit Line Margin Read Level Ant Factor Cable Loss Preamp Factor APos TPos Remark MHz dBuV/m dBuV/m dB dBuV dB/m dB dB cm deg 1 4924.00 43.86 74.00 -30.14 64.03 36.15 8.57 64.89 --- --- Peak 2 7386.00 45.06 74.00 -28.94 63.69 36.05 10.18 64.86 --- --- Peak	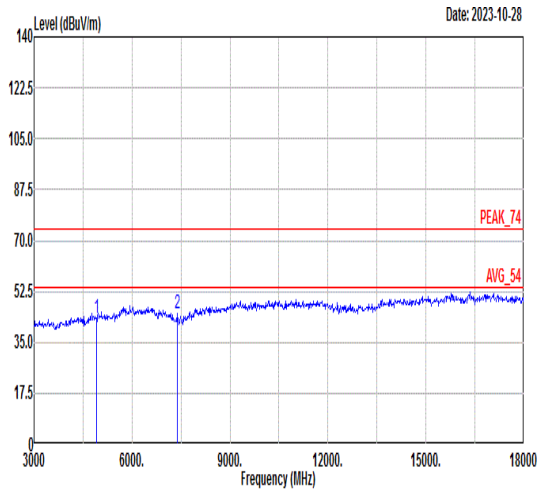 Freq Level Limit Line Margin Read Level Ant Factor Cable Loss Preamp Factor APos TPos Remark MHz dBuV/m dBuV/m dB dBuV dB/m dB dB cm deg 1 4924.00 43.24 74.00 -30.76 63.41 36.15 8.57 64.89 --- --- Peak 2 7386.00 45.14 74.00 -28.86 63.77 36.05 10.18 64.86 --- --- Peak

Mode	4	
	Harmonic	
	2400-2483.5_802.11g_CH01_2412MHz	
ANT	2	
Pol.	Horizontal	Vertical
Peak Avg	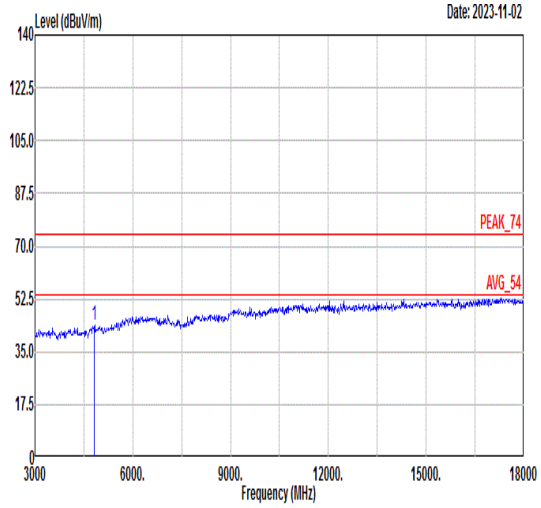 Freq Level Limit Line Margin Read Level Ant Factor Cable Loss Preamp Factor APos TPos Remark MHz dBuV/m dBuV/m dB dBuV dB/m dB dB cm deg 1 4824.00 43.93 74.00 -30.07 63.81 36.09 8.88 64.85 --- --- Peak	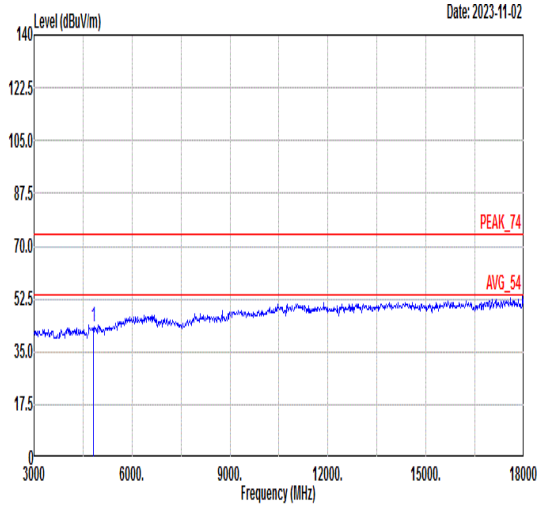 Freq Level Limit Line Margin Read Level Ant Factor Cable Loss Preamp Factor APos TPos Remark MHz dBuV/m dBuV/m dB dBuV dB/m dB dB cm deg 1 4824.00 43.19 74.00 -30.81 63.07 36.09 8.88 64.85 --- --- Peak

Mode	5	
	Harmonic	
	2400-2483.5_802.11g_CH06_2437MHz	
ANT	2	
Pol.	Horizontal	Vertical
Peak Avg	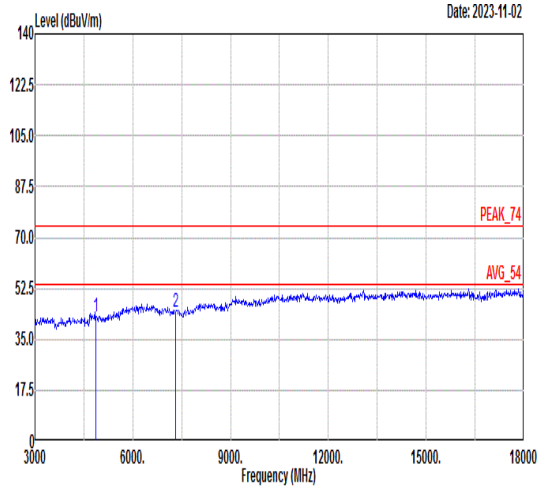 Freq Level Limit Line Margin Read Level Ant Factor Cable Loss Preamp Factor APos TPos Remark MHz dBuV/m dBuV/m dB dBuV dB/m dB dB cm deg 1 4874.00 42.88 74.00 -31.12 62.91 36.12 8.72 64.87 --- --- Peak 2 7311.00 44.34 74.00 -29.66 62.80 36.22 10.18 64.86 --- --- Peak	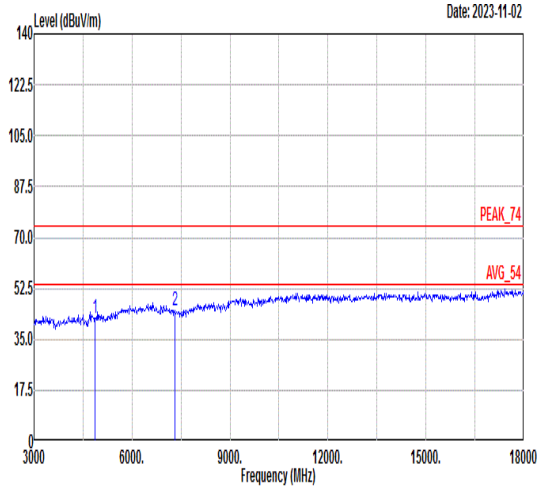 Freq Level Limit Line Margin Read Level Ant Factor Cable Loss Preamp Factor APos TPos Remark MHz dBuV/m dBuV/m dB dBuV dB/m dB dB cm deg 1 4874.00 42.32 74.00 -31.68 62.35 36.12 8.72 64.87 --- --- Peak 2 7311.00 44.89 74.00 -29.11 63.35 36.22 10.18 64.86 --- --- Peak

Mode	6	
	Harmonic	
	2400-2483.5_802.11g_CH11_2462MHz	
ANT	2	
Pol.	Horizontal	Vertical
Peak Avg	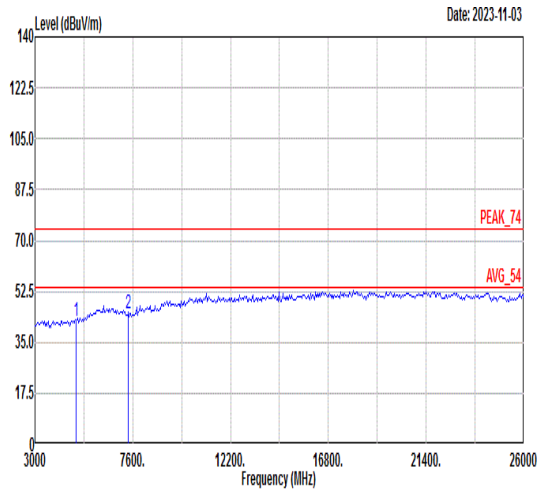 Freq Level Limit Line Margin Read Level Ant Factor Cable Loss Preamp Factor APos TPos Remark MHz dBuV/m dBuV/m dB dBuV dB/m dB dB cm deg 1 4924.00 42.49 74.00 -31.51 62.66 36.15 8.57 64.89 --- --- Peak 2 7386.00 44.88 74.00 -29.12 63.51 36.05 10.18 64.86 --- --- Peak	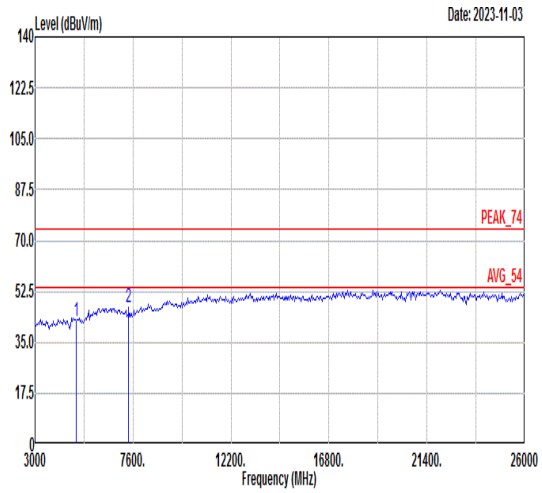 Freq Level Limit Line Margin Read Level Ant Factor Cable Loss Preamp Factor APos TPos Remark MHz dBuV/m dBuV/m dB dBuV dB/m dB dB cm deg 1 4924.00 42.44 74.00 -31.56 62.61 36.15 8.57 64.89 --- --- Peak 2 7386.00 47.07 74.00 -26.93 65.70 36.05 10.18 64.86 --- --- Peak

Mode	7	
	Band Edge	
	2400-2483.5_802.11n HT20_CH01_2412MHz	
ANT	2	
Pol.	Horizontal	Fundamental
Peak	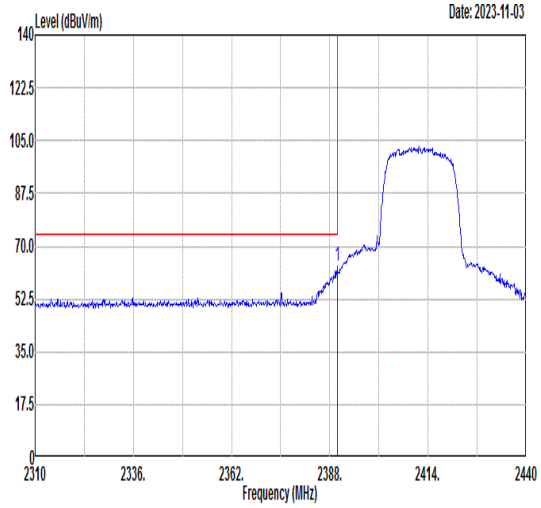 Freq Level Limit Line Margin Read Level Ant Factor Cable Loss Preamp Factor APos TPos Remark MHz dBuV/m dBuV/m dB dBuV dB/m dB dB cm deg 1 2389.95 63.18 74.00 -10.82 57.76 33.31 5.36 33.25 364 231 PEAK	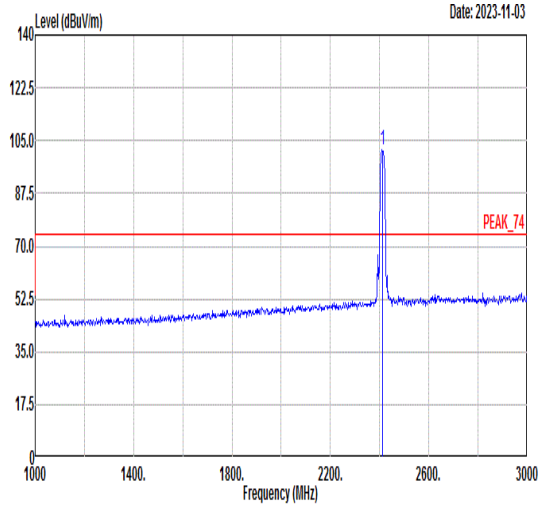 Freq Level Limit Line Margin Read Level Ant Factor Cable Loss Preamp Factor APos TPos Remark MHz dBuV/m dBuV/m dB dBuV dB/m dB dB cm deg 1 2412.00 102.01 ------ ------ 96.49 33.37 5.38 33.23 364 231 PEAK
Avg	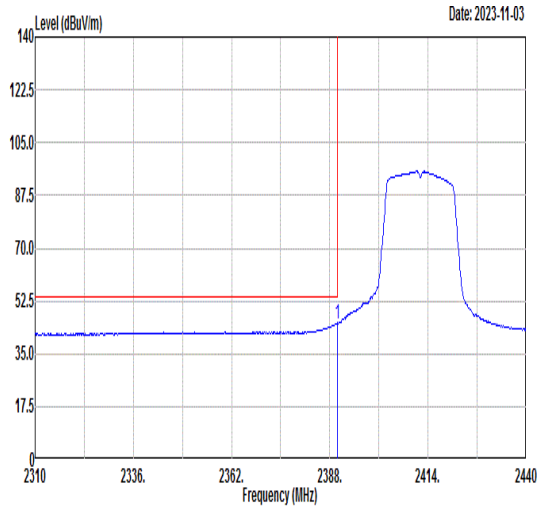 Freq Level Limit Line Margin Read Level Ant Factor Cable Loss Preamp Factor APos TPos Remark MHz dBuV/m dBuV/m dB dBuV dB/m dB dB cm deg 1 2389.95 45.01 54.00 -8.99 39.59 33.31 5.36 33.25 364 231 AVERAGE	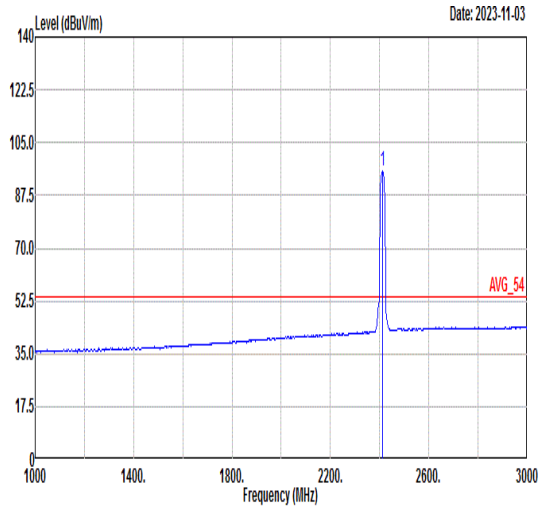 Freq Level Limit Line Margin Read Level Ant Factor Cable Loss Preamp Factor APos TPos Remark MHz dBuV/m dBuV/m dB dBuV dB/m dB dB cm deg 1 2412.00 95.38 ------ ------ 89.85 33.37 5.38 33.22 364 231 AVERAGE

Mode	7	
	Band Edge	
	2400-2483.5_802.11n HT20_CH01_2412MHz	
ANT	2	
Pol.	Vertical	Fundamental
Peak	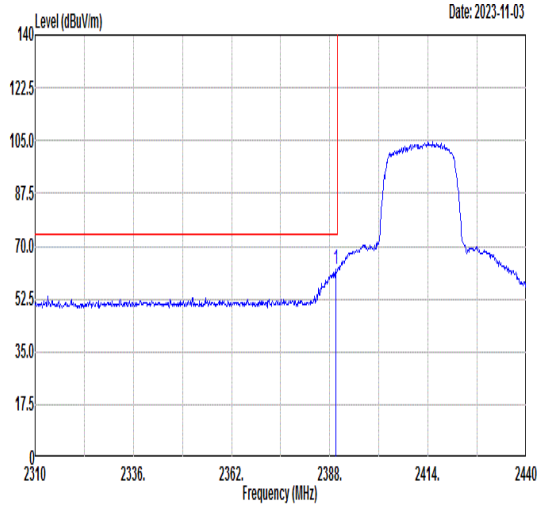 Freq Level Limit Line Margin Read Level Ant Factor Cable Loss Preamp Factor APos TPos Remark MHz dBuV/m dBuV/m dB dBuV dB/m dB dB cm deg 1 2389.69 62.13 74.00 -11.87 56.71 33.31 5.36 33.25 137 237 PEAK	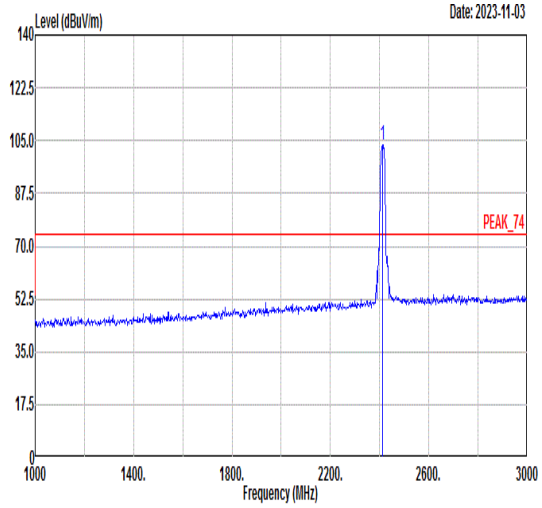 Freq Level Limit Line Margin Read Level Ant Factor Cable Loss Preamp Factor APos TPos Remark MHz dBuV/m dBuV/m dB dBuV dB/m dB dB cm deg 1 2412.00 103.68 ------ ------ 98.15 33.37 5.38 33.22 137 237 PEAK
Avg	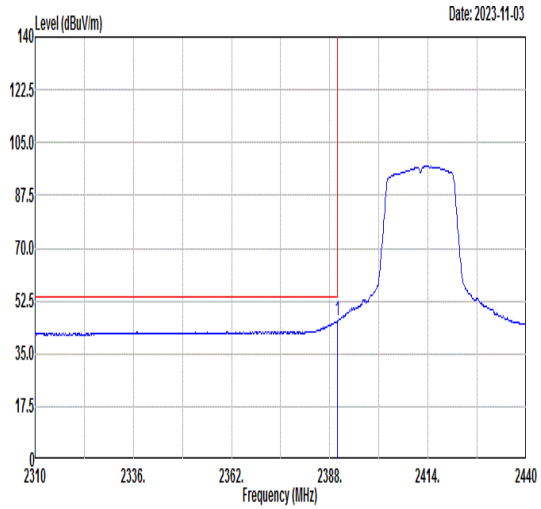 Freq Level Limit Line Margin Read Level Ant Factor Cable Loss Preamp Factor APos TPos Remark MHz dBuV/m dBuV/m dB dBuV dB/m dB dB cm deg 1 2389.95 45.79 54.00 -8.21 40.37 33.31 5.36 33.25 137 237 AVERAGE	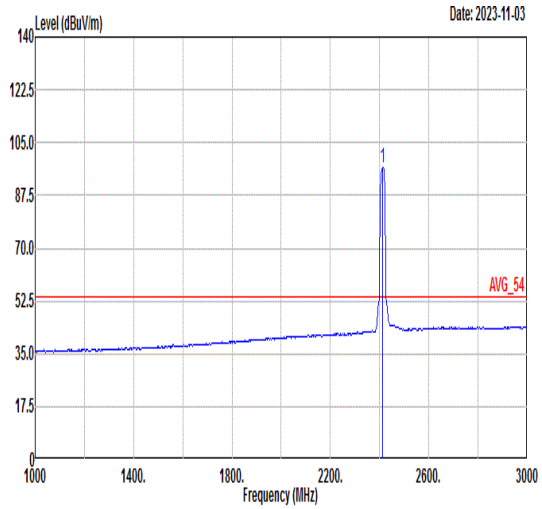 Freq Level Limit Line Margin Read Level Ant Factor Cable Loss Preamp Factor APos TPos Remark MHz dBuV/m dBuV/m dB dBuV dB/m dB dB cm deg 1 2412.00 96.71 ------ ------ 91.18 33.37 5.38 33.22 137 237 AVERAGE

Mode	7	
	Harmonic	
	2400-2483.5_802.11n HT20_CH01_2412MHz	
ANT	2	
Pol.	Horizontal	Vertical
Peak Avg	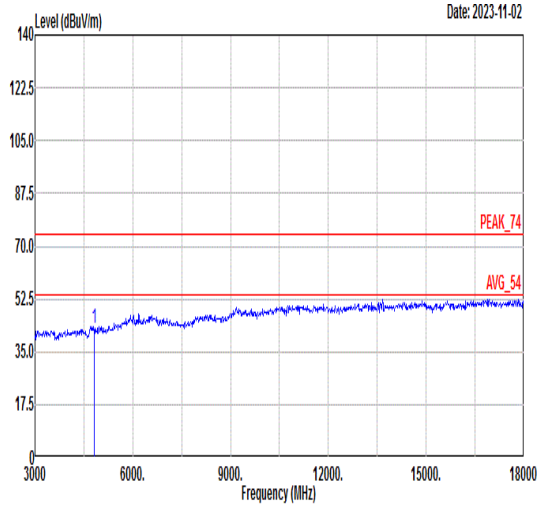 Freq Level Limit Line Margin Read Level Ant Factor Cable Loss Preamp Factor APos TPos Remark MHz dBuV/m dBuV/m dB dBuV dB/m dB dB cm deg 1 4824.00 42.53 74.00 -31.47 62.41 36.09 8.88 64.85 --- --- Peak	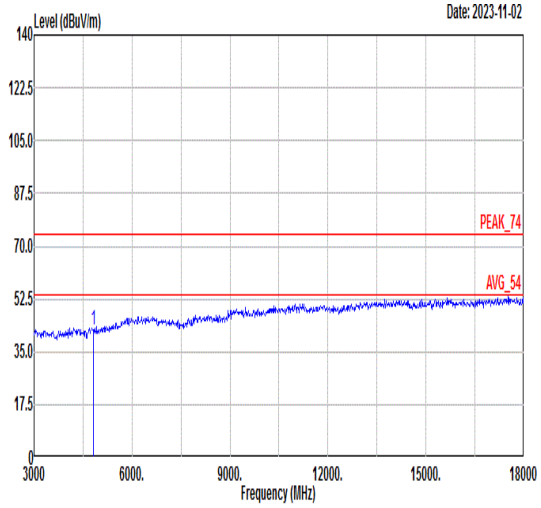 Freq Level Limit Line Margin Read Level Ant Factor Cable Loss Preamp Factor APos TPos Remark MHz dBuV/m dBuV/m dB dBuV dB/m dB dB cm deg 1 4824.00 42.22 74.00 -31.78 62.10 36.09 8.88 64.85 --- --- Peak

Mode	8	
	Harmonic	
	2400-2483.5_802.11n HT20_CH06_2437MHz	
ANT	2	
Pol.	Horizontal	Vertical
Peak Avg	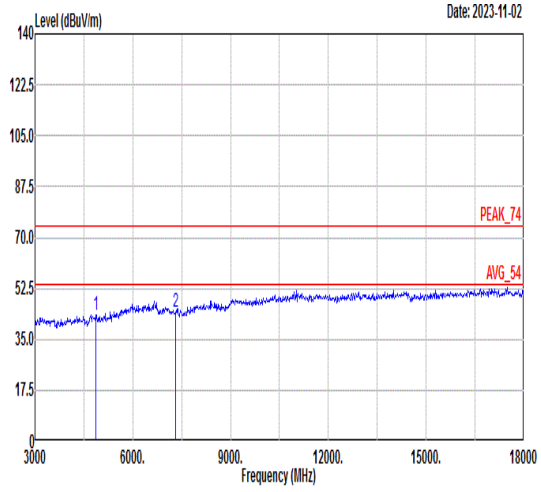 Freq Level Limit Line Margin Read Level Ant Factor Cable Loss Preamp Factor APos TPos Remark MHz dBuV/m dBuV/m dB dBuV dB/m dB dB cm deg 1 4874.00 43.51 74.00 -30.49 63.54 36.12 8.72 64.87 --- --- Peak 2 7311.00 44.58 74.00 -29.42 63.04 36.22 10.18 64.86 --- --- Peak	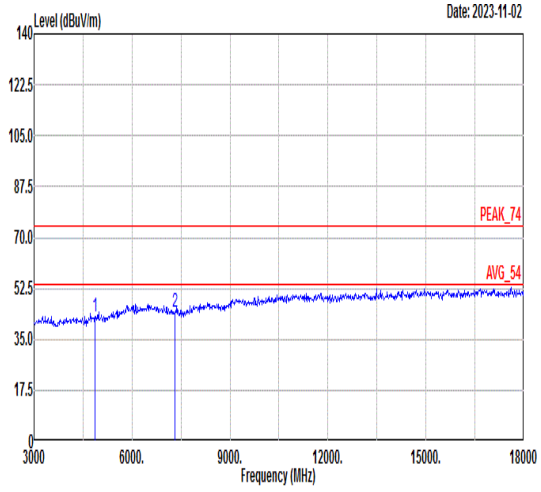 Freq Level Limit Line Margin Read Level Ant Factor Cable Loss Preamp Factor APos TPos Remark MHz dBuV/m dBuV/m dB dBuV dB/m dB dB cm deg 1 4874.00 43.05 74.00 -30.95 63.08 36.12 8.72 64.87 --- --- Peak 2 7311.00 44.39 74.00 -29.61 62.85 36.22 10.18 64.86 --- --- Peak

Mode	9	
	Band Edge	
	2400-2483.5_802.11n HT20_CH11_2462MHz	
ANT	2	
Pol.	Horizontal	Fundamental
Peak	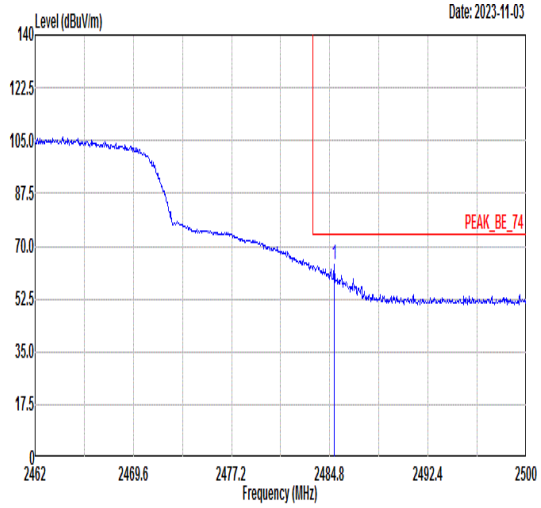 Freq Level Limit Line Margin Read Level Ant Factor Cable Loss Preamp Factor APos TPos Remark 1 2485.14 63.68 74.00 -10.32 57.78 33.56 5.46 33.12 274 306 PEAK	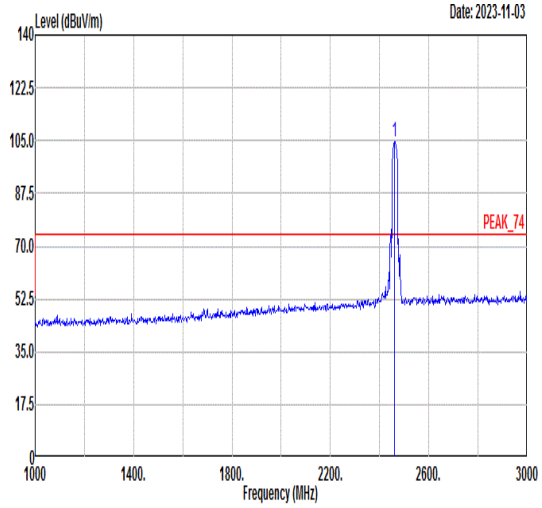 Freq Level Limit Line Margin Read Level Ant Factor Cable Loss Preamp Factor APos TPos Remark 1 2462.00 104.82 ------ ------ 99.03 33.50 5.44 33.15 274 306 PEAK
Avg	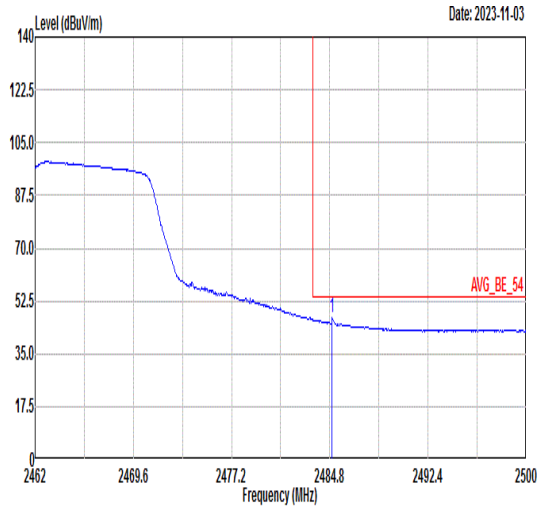 Freq Level Limit Line Margin Read Level Ant Factor Cable Loss Preamp Factor APos TPos Remark 1 2484.99 46.82 54.00 -7.18 40.92 33.56 5.46 33.12 274 306 AVERAGE	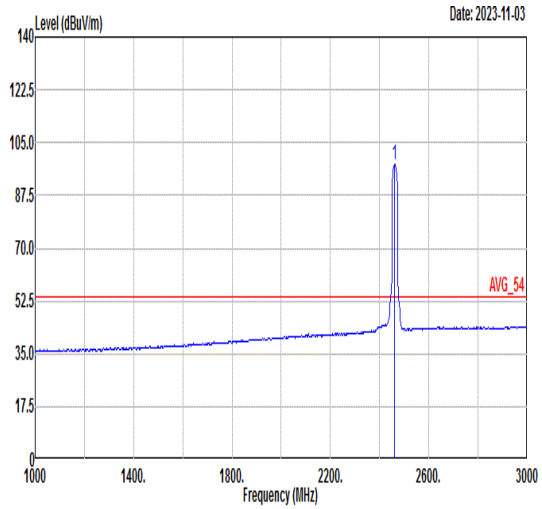 Freq Level Limit Line Margin Read Level Ant Factor Cable Loss Preamp Factor APos TPos Remark 1 2462.00 97.74 ------ ------ 91.97 33.50 5.43 33.16 274 306 AVERAGE

Mode	9	
	Band Edge	
	2400-2483.5_802.11n HT20_CH11_2462MHz	
ANT	2	
Pol.	Vertical	Fundamental
Peak	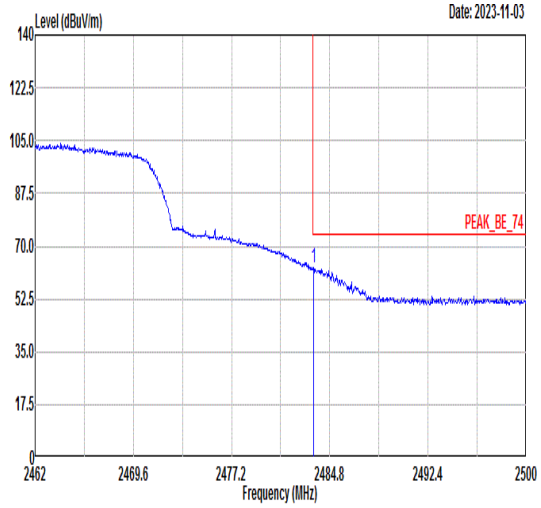 Freq Level Limit Line Margin Read Level Ant Factor Cable Loss Preamp Factor APos TPos Remark MHz dBuV/m dBuV/m dB dBuV dB/m dB dB cm deg 1 2483.55 63.00 74.00 -11.00 57.10 33.56 5.46 33.12 100 249 PEAK	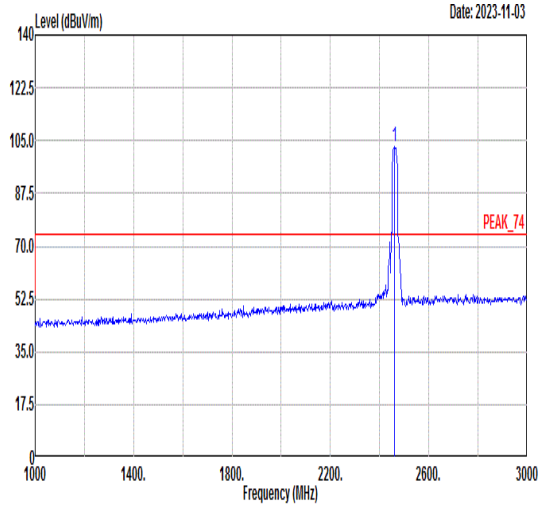 Freq Level Limit Line Margin Read Level Ant Factor Cable Loss Preamp Factor APos TPos Remark MHz dBuV/m dBuV/m dB dBuV dB/m dB dB cm deg 1 2462.00 103.09 ------ ------ 97.32 33.50 5.43 33.16 100 249 PEAK
Avg	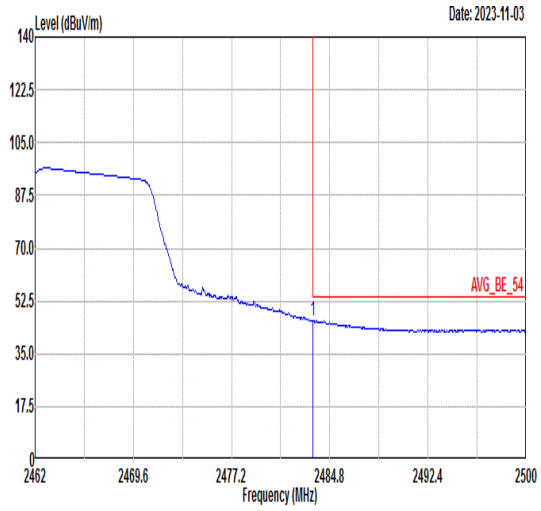 Freq Level Limit Line Margin Read Level Ant Factor Cable Loss Preamp Factor APos TPos Remark MHz dBuV/m dBuV/m dB dBuV dB/m dB dB cm deg 1 2483.51 45.83 54.00 -8.17 39.93 33.56 5.46 33.12 100 249 AVERAGE	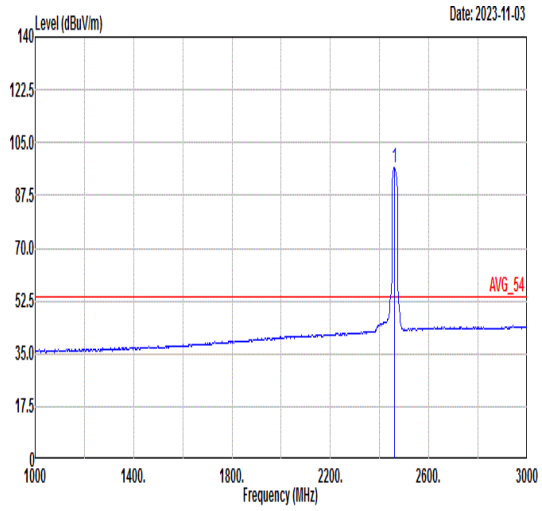 Freq Level Limit Line Margin Read Level Ant Factor Cable Loss Preamp Factor APos TPos Remark MHz dBuV/m dBuV/m dB dBuV dB/m dB dB cm deg 1 2462.00 96.81 ------ ------ 91.04 33.50 5.43 33.16 100 249 AVERAGE

Mode	9	
	Harmonic	
	2400-2483.5_802.11n HT20_CH11_2462MHz	
ANT	2	
Pol.	Horizontal	Vertical
Peak Avg	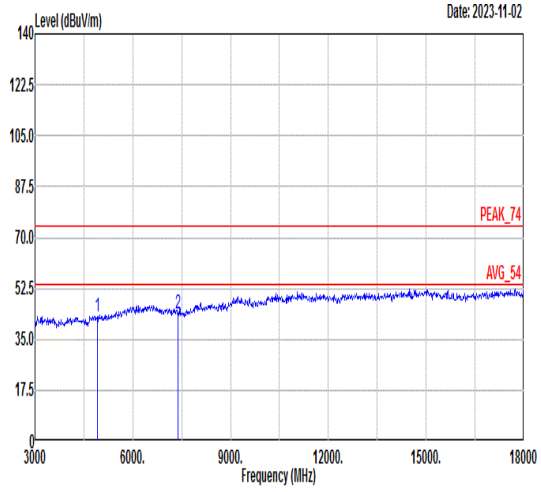 Freq Level Limit Line Margin Read Level Ant Factor Cable Loss Preamp Factor APos TPos Remark MHz dBuV/m dBuV/m dB dBuV dB/m dB dB cm deg 1 4924.00 42.84 74.00 -31.16 63.01 36.15 8.57 64.89 --- --- Peak 2 7386.00 44.03 74.00 -29.97 62.66 36.05 10.18 64.86 --- --- Peak	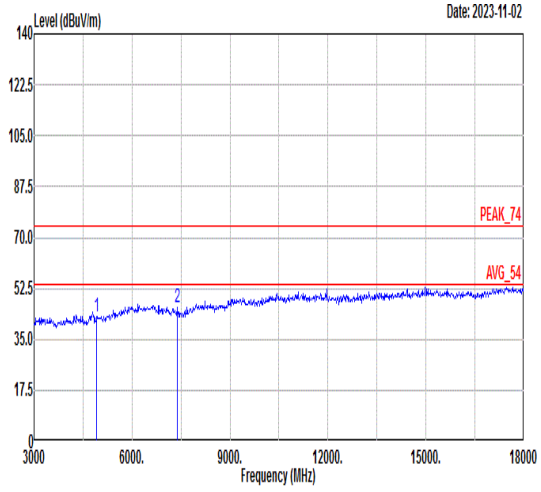 Freq Level Limit Line Margin Read Level Ant Factor Cable Loss Preamp Factor APos TPos Remark MHz dBuV/m dBuV/m dB dBuV dB/m dB dB cm deg 1 4924.00 42.79 74.00 -31.21 62.96 36.15 8.57 64.89 --- --- Peak 2 7386.00 45.77 74.00 -28.23 64.40 36.05 10.18 64.86 --- --- Peak

Mode	10	
	Band Edge - L	
	2400-2483.5_802.11n HT40_CH03_2422MHz	
ANT	2	
Pol.	Horizontal	Fundamental
Peak	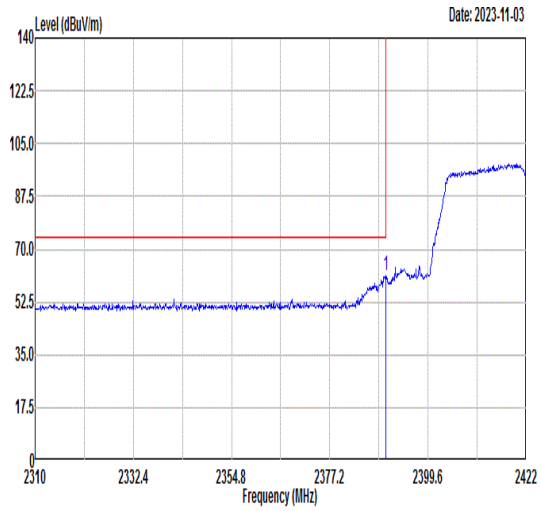 Freq Level Limit Line Margin Read Level Ant Factor Cable Loss Preamp Factor APos TPos Remark MHz dBuV/m dBuV/m dB dBuV dB/m dB dB cm deg 1 2389.97 61.32 74.00 -12.68 55.90 33.31 5.36 33.25 364 234 PEAK	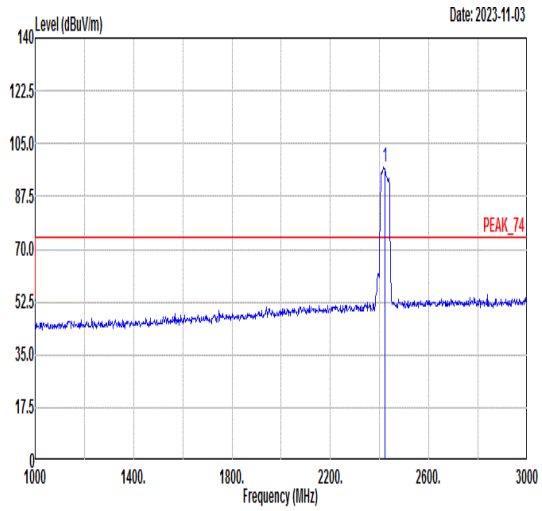 Freq Level Limit Line Margin Read Level Ant Factor Cable Loss Preamp Factor APos TPos Remark MHz dBuV/m dBuV/m dB dBuV dB/m dB dB cm deg 1 2422.00 97.44 ------ ------ 91.90 33.38 5.38 33.22 364 234 PEAK
Avg	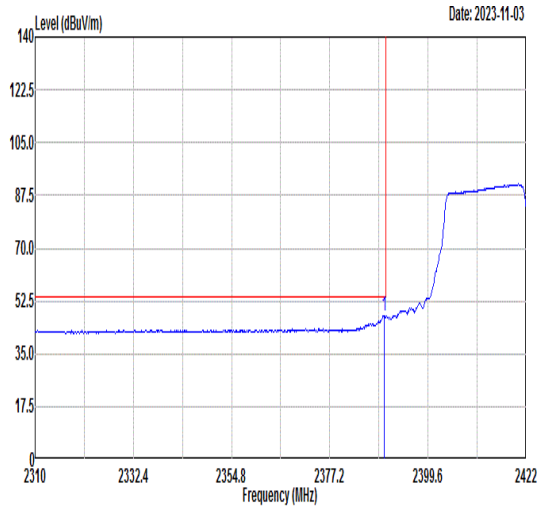 Freq Level Limit Line Margin Read Level Ant Factor Cable Loss Preamp Factor APos TPos Remark MHz dBuV/m dBuV/m dB dBuV dB/m dB dB cm deg 1 2389.63 47.65 54.00 -6.35 42.23 33.31 5.36 33.25 364 234 AVERAGE	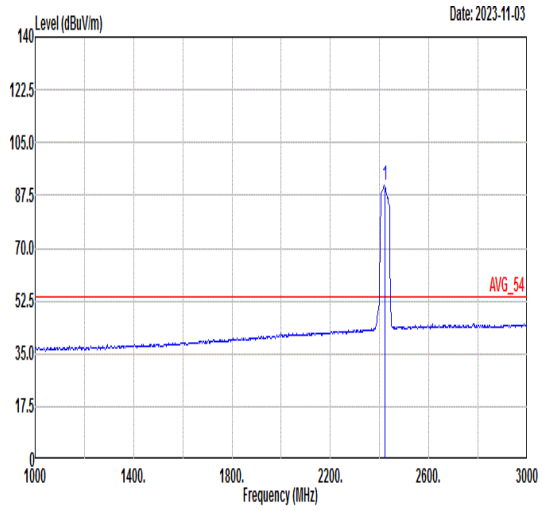 Freq Level Limit Line Margin Read Level Ant Factor Cable Loss Preamp Factor APos TPos Remark MHz dBuV/m dBuV/m dB dBuV dB/m dB dB cm deg 1 2422.00 90.87 ------ ------ 85.30 33.39 5.39 33.21 364 234 AVERAGE

Mode	10	
	Band Edge - R	
	2400-2483.5_802.11n HT40_CH03_2422MHz	
ANT	2	
Pol.	Horizontal	Fundamental
Peak	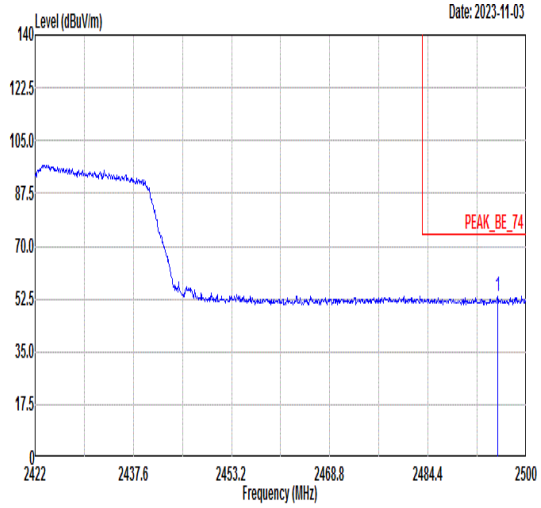 Freq Level Limit Line Margin Read Level Ant Factor Cable Loss Preamp Factor APos TPos Remark MHz dBuV/m dBuV/m dB dBuV dB/m dB dB cm deg 1 2495.48 53.10 74.00 -20.90 47.15 33.59 5.47 33.11 364 234 PEAK	Blank
Avg	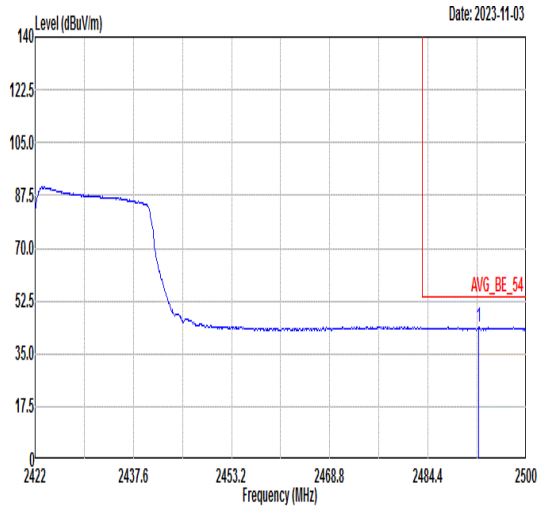 Freq Level Limit Line Margin Read Level Ant Factor Cable Loss Preamp Factor APos TPos Remark MHz dBuV/m dBuV/m dB dBuV dB/m dB dB cm deg 1 2492.43 43.92 54.00 -10.08 37.98 33.58 5.47 33.11 364 234 AVERAGE	Blank

Mode	10	
	Band Edge - L	
	2400-2483.5_802.11n HT40_CH03_2422MHz	
ANT	2	
Pol.	Vertical	Fundamental
Peak	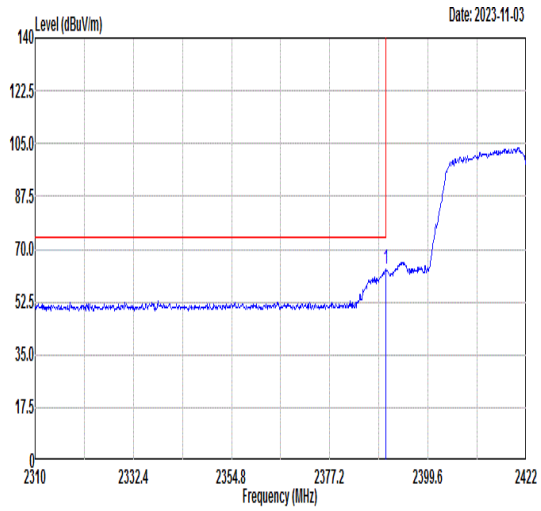 Freq Level Limit Line Margin Read Level Ant Factor Cable Loss Preamp Factor APos TPos Remark MHz dBuV/m dBuV/m dB dBuV dB/m dB dB cm deg 1 2389.97 63.35 74.00 -10.65 57.93 33.31 5.36 33.25 100 240 PEAK	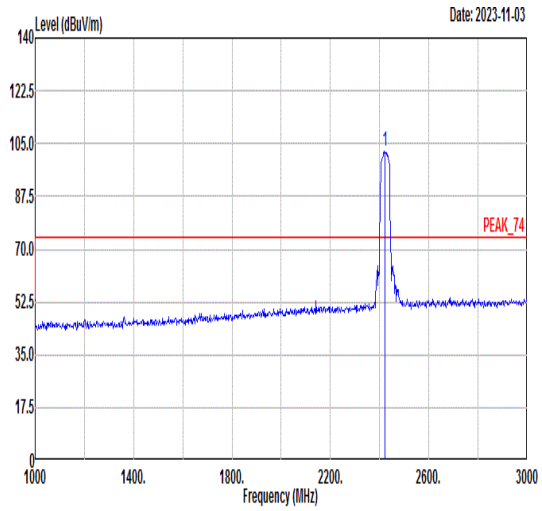 Freq Level Limit Line Margin Read Level Ant Factor Cable Loss Preamp Factor APos TPos Remark MHz dBuV/m dBuV/m dB dBuV dB/m dB dB cm deg 1 2422.00 102.25 ------ ------ 96.68 33.39 5.39 33.21 100 240 PEAK
Avg	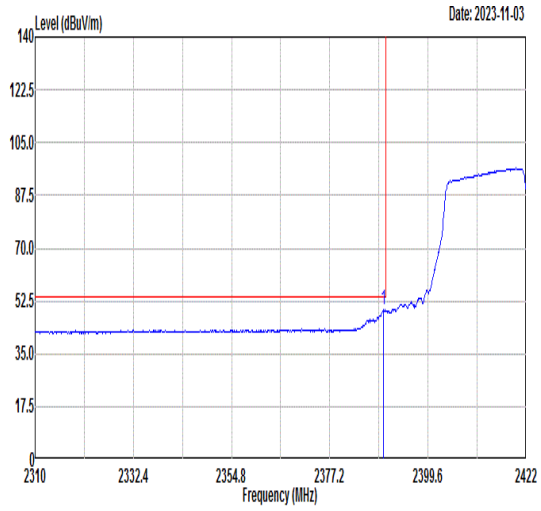 Freq Level Limit Line Margin Read Level Ant Factor Cable Loss Preamp Factor APos TPos Remark MHz dBuV/m dBuV/m dB dBuV dB/m dB dB cm deg 1 2389.52 49.51 54.00 -4.49 44.09 33.31 5.36 33.25 100 240 AVERAGE	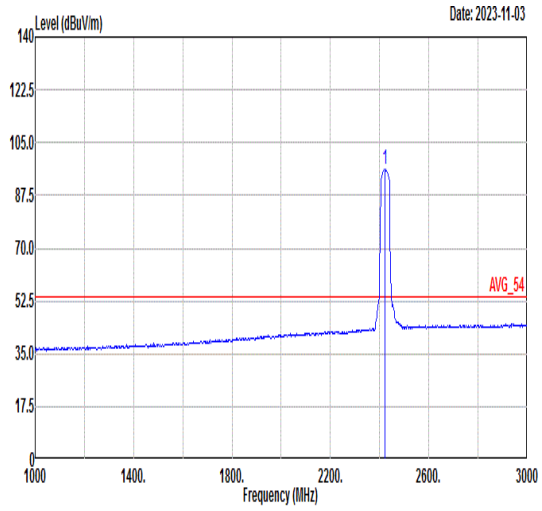 Freq Level Limit Line Margin Read Level Ant Factor Cable Loss Preamp Factor APos TPos Remark MHz dBuV/m dBuV/m dB dBuV dB/m dB dB cm deg 1 2422.00 96.25 ------ ------ 90.68 33.39 5.39 33.21 100 240 AVERAGE

Mode	10	
	Band Edge - R	
	2400-2483.5_802.11n HT40_CH03_2422MHz	
ANT	2	
Pol.	Vertical	Fundamental
Peak	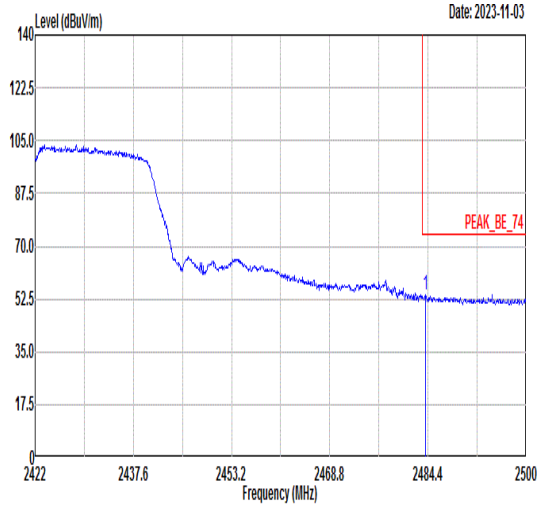 Freq Level Limit Line Margin Read Level Ant Factor Cable Loss Preamp Factor APos TPos Remark MHz dBuV/m dBuV/m dB dBuV dB/m dB dB cm deg 1 2484.01 53.74 74.00 -20.26 47.84 33.56 5.46 33.12 100 240 PEAK	Blank
Avg	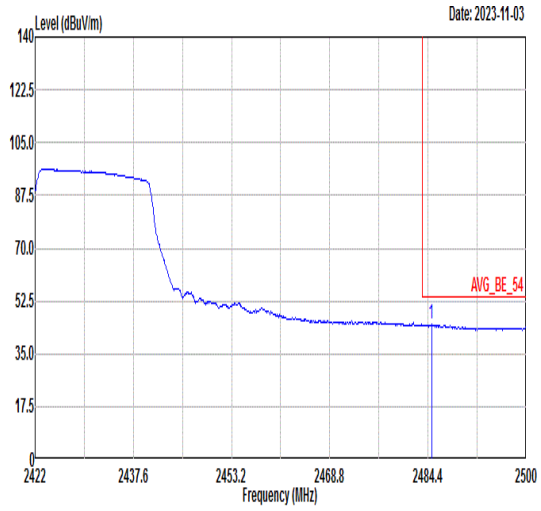 Freq Level Limit Line Margin Read Level Ant Factor Cable Loss Preamp Factor APos TPos Remark MHz dBuV/m dBuV/m dB dBuV dB/m dB dB cm deg 1 2484.95 44.66 54.00 -9.34 38.76 33.56 5.46 33.12 100 240 AVERAGE	Blank

Mode	10	
	Harmonic	
	2400-2483.5_802.11n HT40_CH03_2422MHz	
ANT	2	
Pol.	Horizontal	Vertical
Peak Avg	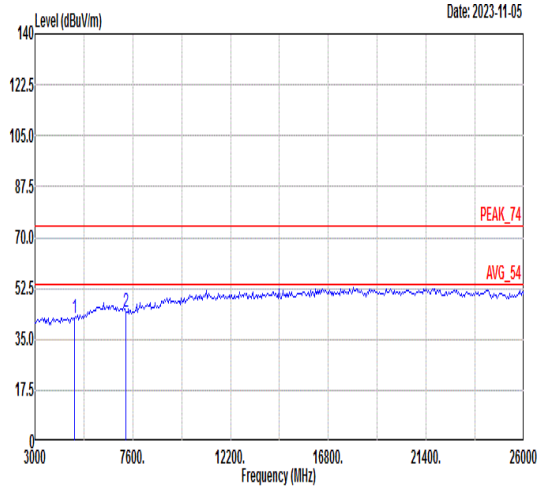 Freq Level Limit Line Margin Read Level Ant Factor Cable Loss Preamp Factor APos TPos Remark MHz dBuV/m dBuV/m dB dBuV dB/m dB dB cm deg 1 4844.00 42.09 74.00 -31.91 62.03 36.11 8.81 64.86 --- --- Peak 2 7266.00 44.62 74.00 -29.38 62.99 36.31 10.18 64.86 --- --- Peak	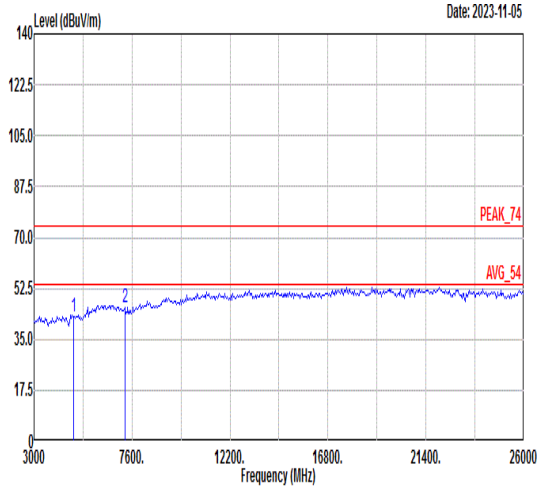 Freq Level Limit Line Margin Read Level Ant Factor Cable Loss Preamp Factor APos TPos Remark MHz dBuV/m dBuV/m dB dBuV dB/m dB dB cm deg 1 4844.00 42.59 74.00 -31.41 62.53 36.11 8.81 64.86 --- --- Peak 2 7266.00 45.78 74.00 -28.22 64.15 36.31 10.18 64.86 --- --- Peak

Mode	11	
	Band Edge - L	
	2400-2483.5_802.11n HT40_CH09_2452MHz	
ANT	2	
Pol.	Horizontal	Fundamental
Peak	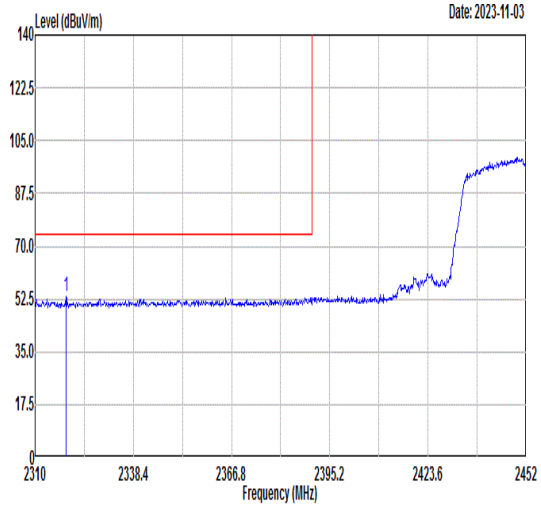 Freq Level Limit Line Margin Read Level Ant Factor Cable Loss Preamp Factor APos TPos Remark MHz dBuV/m dBuV/m dB dBuV dB/m dB dB cm deg 1 2318.95 53.23 74.00 -20.77 48.15 33.13 5.30 33.35 338 307 PEAK	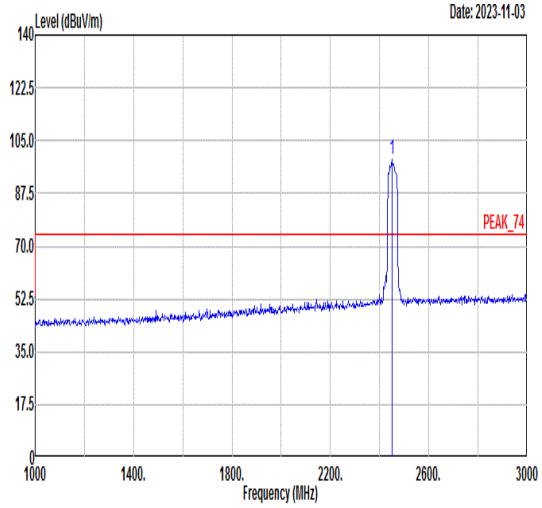 Freq Level Limit Line Margin Read Level Ant Factor Cable Loss Preamp Factor APos TPos Remark MHz dBuV/m dBuV/m dB dBuV dB/m dB dB cm deg 1 2452.00 98.53 ------ ------ 92.81 33.47 5.42 33.17 338 307 PEAK
Avg	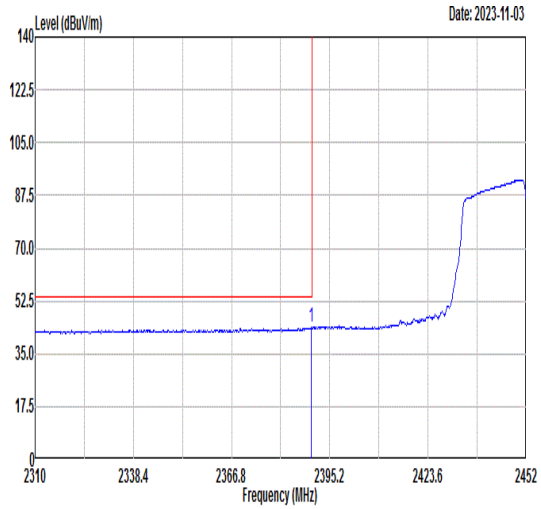 Freq Level Limit Line Margin Read Level Ant Factor Cable Loss Preamp Factor APos TPos Remark MHz dBuV/m dBuV/m dB dBuV dB/m dB dB cm deg 1 2389.95 43.60 54.00 -10.40 38.18 33.31 5.36 33.25 338 307 AVERAGE	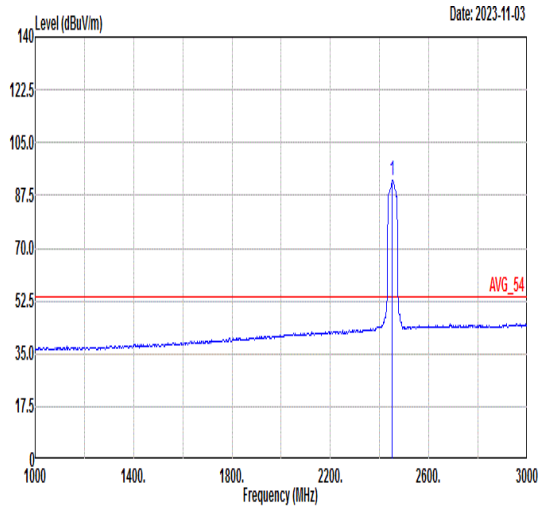 Freq Level Limit Line Margin Read Level Ant Factor Cable Loss Preamp Factor APos TPos Remark MHz dBuV/m dBuV/m dB dBuV dB/m dB dB cm deg 1 2452.00 92.25 ------ ------ 86.53 33.47 5.42 33.17 338 307 AVERAGE

Mode	21	
	Band Edge - R	
	2400-2483.5_802.11n HT40_CH09_2452MHz	
ANT	2	
Pol.	Horizontal	Fundamental
Peak	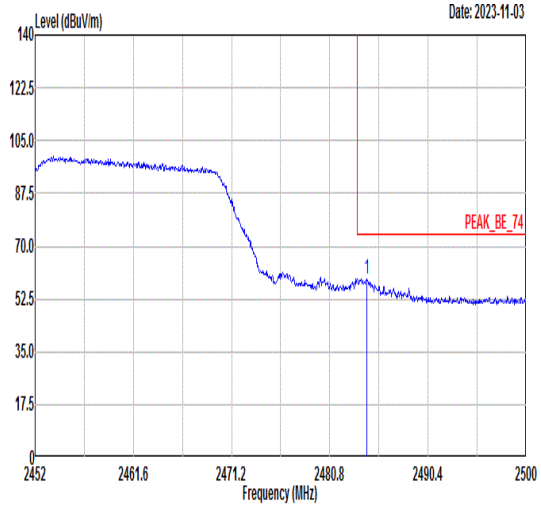 Freq Level Limit Line Margin Read Level Ant Factor Cable Loss Preamp Factor APos TPos Remark MHz dBuV/m dBuV/m dB dBuV dB/m dB dB cm deg 1 2484.40 59.10 74.00 -14.90 53.20 33.56 5.46 33.12 338 307 PEAK	Blank
Avg	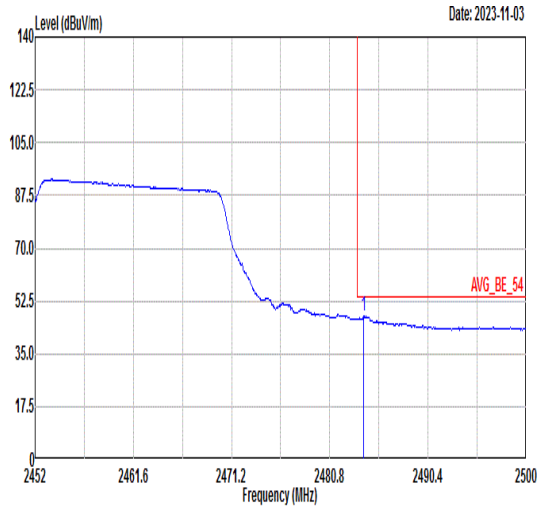 Freq Level Limit Line Margin Read Level Ant Factor Cable Loss Preamp Factor APos TPos Remark MHz dBuV/m dBuV/m dB dBuV dB/m dB dB cm deg 1 2484.11 47.67 54.00 -6.33 41.77 33.56 5.46 33.12 338 307 AVERAGE	Blank

Mode	11	
	Band Edge - L	
	2400-2483.5_802.11n HT40_CH09_2452MHz	
ANT	2	
Pol.	Vertical	Fundamental
Peak	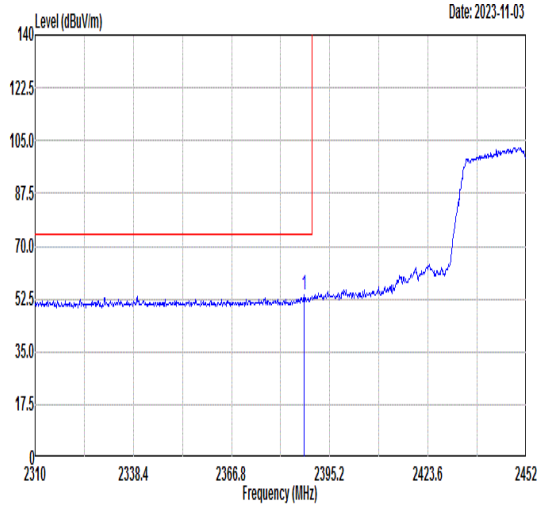 Freq Level Limit Line Margin Read Level Ant Factor Cable Loss Preamp Factor APos TPos Remark 1 2387.67 54.05 74.00 -19.95 48.64 33.31 5.36 33.26 100 243 PEAK	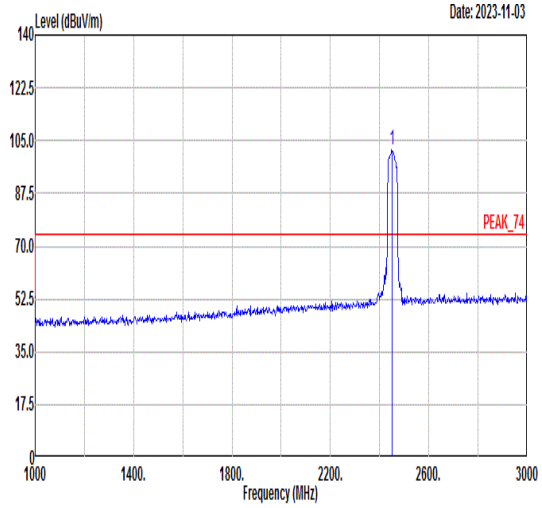 Freq Level Limit Line Margin Read Level Ant Factor Cable Loss Preamp Factor APos TPos Remark 1 2452.00 101.94 ------ ------ 96.23 33.46 5.42 33.17 100 243 PEAK
Avg	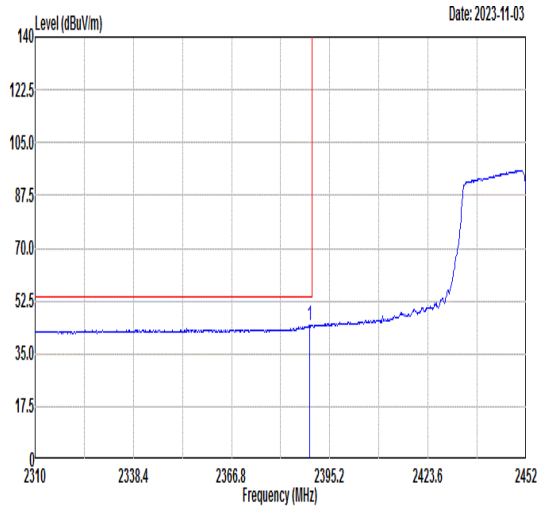 Freq Level Limit Line Margin Read Level Ant Factor Cable Loss Preamp Factor APos TPos Remark 1 2389.38 44.29 54.00 -9.71 38.87 33.31 5.36 33.25 100 243 AVERAGE	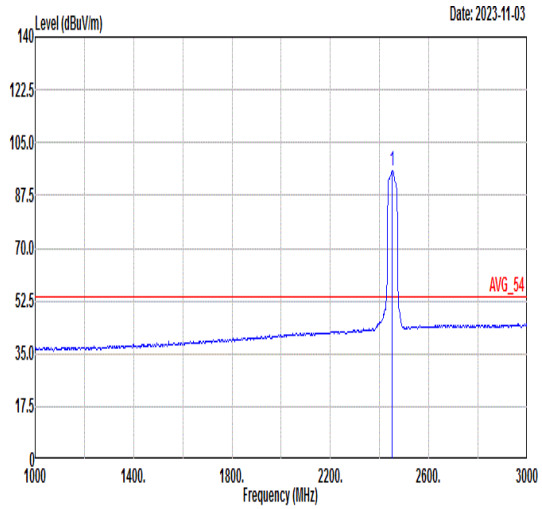 Freq Level Limit Line Margin Read Level Ant Factor Cable Loss Preamp Factor APos TPos Remark 1 2452.00 95.57 ------ ------ 89.85 33.47 5.42 33.17 100 243 AVERAGE

Mode	11	
	Band Edge - R	
	2400-2483.5_802.11n HT40_CH09_2452MHz	
ANT	2	
Pol.	Vertical	Fundamental
Peak	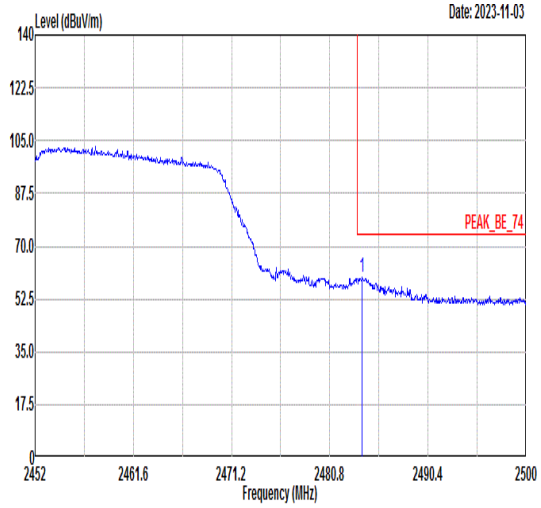 Freq Level Limit Line Margin Read Level Ant Factor Cable Loss Preamp Factor APos TPos Remark MHz dBuV/m dBuV/m dB dBuV dB/m dB dB cm deg 1 2483.97 59.69 74.00 -14.31 53.79 33.56 5.46 33.12 100 243 PEAK	Blank
Avg	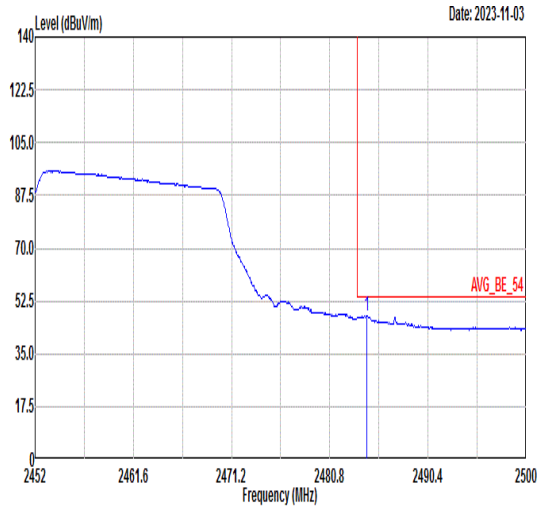 Freq Level Limit Line Margin Read Level Ant Factor Cable Loss Preamp Factor APos TPos Remark MHz dBuV/m dBuV/m dB dBuV dB/m dB dB cm deg 1 2484.45 47.49 54.00 -6.51 41.59 33.56 5.46 33.12 100 243 AVERAGE	Blank

Mode	12	
	LF	
	2400-2483.5_802.11n HT40_LF_CH03_2422MHz	
ANT	2	
Pol.	Horizontal	Vertical
QP/ Peak	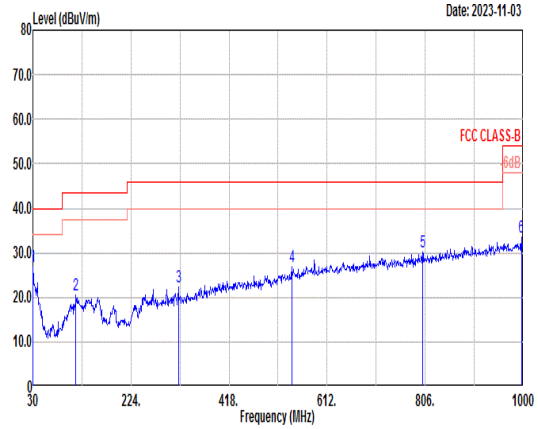	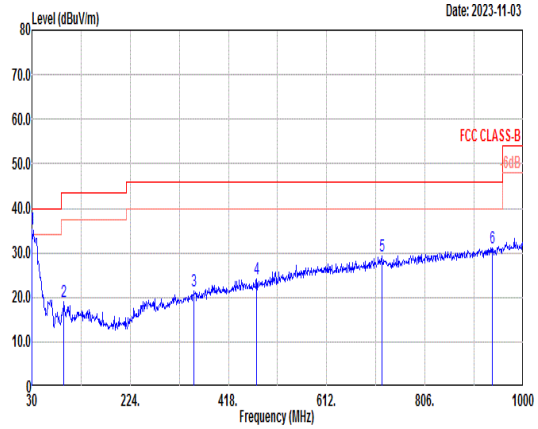

	Freq	Level	Limit Line	Margin	Read Level	Ant Factor	Cable Loss	Preamp Factor	APos	TPos	Remark
	MHz	dBuV/m	dBuV/m	dB	dBuV	dB/m	dB	dB	cm	deg	
1	30.00	26.80	40.00	-13.20	32.67	25.20	0.53	31.60	---	---	Peak
2	115.36	20.56	43.50	-22.94	34.00	17.30	1.10	31.84	---	---	Peak
3	318.09	22.27	46.00	-23.73	32.36	19.50	1.87	31.46	---	---	Peak
4	542.16	26.91	46.00	-19.09	31.24	24.46	2.44	31.23	---	---	Peak
5	801.15	30.07	46.00	-15.93	29.95	28.28	2.94	31.10	---	---	Peak
6	996.12	33.39	54.00	-20.61	30.60	30.38	3.30	30.89	---	---	Peak

	Freq	Level	Limit Line	Margin	Read Level	Ant Factor	Cable Loss	Preamp Factor	APos	TPos	Remark
	MHz	dBuV/m	dBuV/m	dB	dBuV	dB/m	dB	dB	cm	deg	
1	30.00	35.30	40.00	-4.70	41.17	25.20	0.53	31.60	---	---	Peak
2	93.05	18.99	43.50	-24.51	34.52	15.30	0.97	31.80	---	---	Peak
3	350.10	21.44	46.00	-24.56	30.36	20.50	1.98	31.40	---	---	Peak
4	473.29	24.21	46.00	-21.79	29.84	23.56	2.26	31.45	---	---	Peak
5	720.64	29.28	46.00	-16.72	30.50	27.18	2.80	31.20	---	---	Peak
6	938.89	31.19	46.00	-14.81	28.56	30.24	3.21	30.82	---	---	Peak

<Co-location>

11n HT40_CH03 + LTE Band 41 Link (Band Edge @ 3m)

WIFI Ant.	Note	Frequency (MHz)	Level (dBμV/m)	Margin (dB)	Limit Line (dBμV/m)	Read Level (dBμV)	Antenna Factor (dB/m)	Path Loss (dB)	Preamp Factor (dB)	Ant Pos (cm)	Table Pos (deg)	Peak Avg. (P/A)	Pol. (H/V)
Co-location		2361.52	53.17	-20.83	74	48.46	33.24	5.34	33.87	291	221	P	H
		2389.94	43.09	-10.91	54	38.29	33.31	5.37	33.88	291	221	A	H
	*	2422	105.82	-	-	100.93	33.4	5.37	33.88	291	221	P	H
	*	2422	98.21	-	-	93.32	33.4	5.37	33.88	291	221	A	H
		2484.11	52.71	-21.29	74	47.59	33.56	5.46	33.9	291	221	P	H
		2495.31	43.05	-10.95	54	37.9	33.59	5.46	33.9	291	221	A	H
		2388.82	53.6	-20.4	74	48.8	33.31	5.37	33.88	108	288	P	V
		2389.8	44.61	-9.39	54	39.81	33.31	5.37	33.88	108	288	A	V
	*	2422	108.85	-	-	103.96	33.4	5.37	33.88	108	288	P	V
	*	2422	101.44	-	-	96.55	33.4	5.37	33.88	108	288	A	V
		2486.84	53.75	-20.25	74	48.62	33.57	5.46	33.9	108	288	P	V
		2483.5	43.69	-10.31	54	38.57	33.56	5.46	33.9	108	288	A	V
Remark	1. No other spurious found. 2. All results are PASS against Peak and Average limit line.												

WIFI Ant. 2	Note	Frequency (MHz)	Level (dBμV/m)	Margin Limit (dB)	Limit Line (dBμV/m)	Read Level (dBμV)	Antenna Factor (dB/m)	Path Loss (dB)	Preamp Factor (dB)	Ant Pos (cm)	Table Pos (deg)	Peak Avg. (P/A)	Pol. (H/V)
Co-location		4844	43.42	-30.58	74	63.41	36.11	8.76	64.86	-	-	P	H
		7266	43.99	-30.01	74	62.36	36.31	10.18	64.86	-	-	P	H
		4884	43.64	-30.36	74	63.73	36.13	8.65	64.87	-	-	P	V
		7326	45.26	-28.74	74	63.76	36.18	10.18	64.86	-	-	P	V
Remark	1. No other spurious found. 2. All results are PASS against Peak and Average limit line.												

11n HT40_CH03 + LTE B41 Link (Band Edge @ 3m)

WIFI	2400-2483.5MHz Band Edge @ 3m	
ANT	11n HT40_CH03+LTE B41 Link Co-location	
	Horizontal	Fundamental
Peak	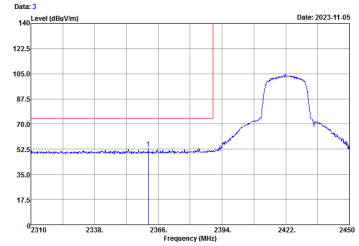 Freq Level Over Limit Limit Line ReadAntenna Level Factor Cable Loss Preamp Factor A/Pos T/Pos Remark MHz dBuV/m dB dBuV/m dBuV dB/m dB dB cm deg 1 * 2361.52 53.17 -20.83 74.00 48.46 33.24 5.34 33.87 291 221 Peak	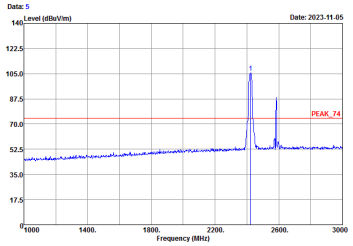 Freq Level Over Limit Limit Line ReadAntenna Level Factor Cable Loss Preamp Factor A/Pos T/Pos Remark MHz dBuV/m dB dBuV/m dBuV dB/m dB dB cm deg 1 * 2422.00 105.82 31.82 74.00 100.93 33.40 5.37 33.88 291 221 Peak
Avg.	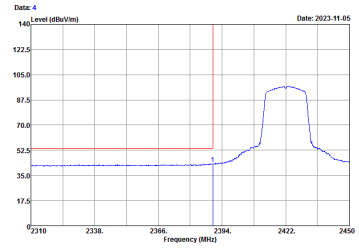 Freq Level Over Limit Limit Line ReadAntenna Level Factor Cable Loss Preamp Factor A/Pos T/Pos Remark MHz dBuV/m dB dBuV/m dBuV dB/m dB dB cm deg 1 2389.94 43.09 -10.91 54.00 38.29 33.31 5.37 33.88 291 221 Average	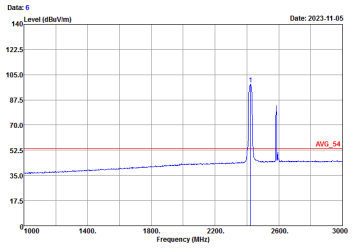 Freq Level Over Limit Limit Line ReadAntenna Level Factor Cable Loss Preamp Factor A/Pos T/Pos Remark MHz dBuV/m dB dBuV/m dBuV dB/m dB dB cm deg 1 * 2422.00 98.21 44.21 54.00 93.32 33.40 5.37 33.88 291 221 Average

WIFI	2400-2483.5MHz Band Edge @ 3m	
ANT	11n HT40_CH03+LTE B41 Link Co-location	
	Horizontal	Fundamental
Peak	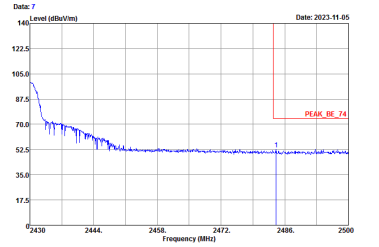 Freq Level Over Limit Limit Line ReadAntenna Level Factor Cable Loss Preamp Factor A/Pos T/Pos Remark MHz dBuV/m dB dBuV/m dBuV dB/m dB dB cm deg 1 * 2484.11 52.71 -21.29 74.00 47.59 33.56 5.46 33.90 291 221 Peak	NA
Avg.	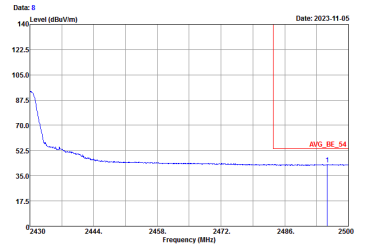 Freq Level Over Limit Limit Line ReadAntenna Level Factor Cable Loss Preamp Factor A/Pos T/Pos Remark MHz dBuV/m dB dBuV/m dBuV dB/m dB dB cm deg 1 2495.31 43.05 -10.95 54.00 37.90 33.59 5.46 33.90 291 221 Average	NA

WIFI	2400-2483.5MHz Band Edge @ 3m	
ANT	111n HT40_CH03+LTE B41 Link Co-location	
	Vertical	Fundamental
Peak	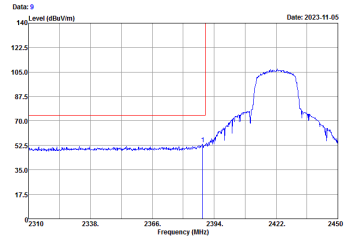 Freq Level Over Limit Limit Line ReadAntenna Level Factor Cable Loss Preamp Factor A/Pos T/Pos Remark MHz dBuV/m dB dBuV/m dBuV dB/m dB dB cm deg 1 * 2388.82 53.60 -20.40 74.00 48.80 33.31 5.37 33.88 108 288 Peak	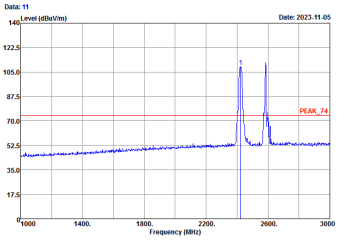 Freq Level Over Limit Limit Line ReadAntenna Level Factor Cable Loss Preamp Factor A/Pos T/Pos Remark MHz dBuV/m dB dBuV/m dBuV dB/m dB dB cm deg 1 * 2422.00 108.85 34.85 74.00 103.96 33.40 5.37 33.88 108 288 Peak
Avg.	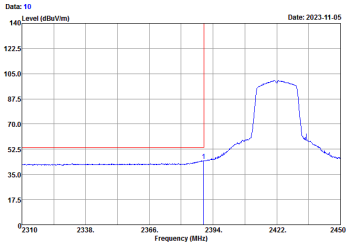 Freq Level Over Limit Limit Line ReadAntenna Level Factor Cable Loss Preamp Factor A/Pos T/Pos Remark MHz dBuV/m dB dBuV/m dBuV dB/m dB dB cm deg 1 2389.80 44.61 -9.39 54.00 39.81 33.31 5.37 33.88 108 288 Average	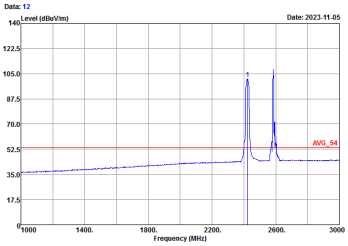 Freq Level Over Limit Limit Line ReadAntenna Level Factor Cable Loss Preamp Factor A/Pos T/Pos Remark MHz dBuV/m dB dBuV/m dBuV dB/m dB dB cm deg 1 * 2422.00 101.44 47.44 54.00 96.55 33.40 5.37 33.88 108 288 Average

ANT	11n HT40_CH03+LTE B13 Link Co-location	
	Vertical	Fundamental
Peak	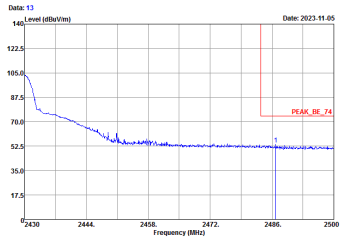 Freq Level Over Limit Limit Line ReadAntenna Level Cable Loss Preamp Factor Factor A/Pos T/Pos Remark MHz dBuV/m dB dBuV/m dBuV dB/m dB dB cm deg 1 * 2486.84 53.75 -20.25 74.00 48.62 33.57 5.46 33.90 108 288 Peak	NA
Avg.	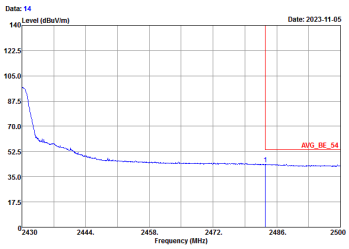 Freq Level Over Limit Limit Line ReadAntenna Level Cable Loss Preamp Factor Factor A/Pos T/Pos Remark MHz dBuV/m dB dBuV/m dBuV dB/m dB dB cm deg 1 2483.50 43.69 -10.31 54.00 38.57 33.56 5.46 33.90 108 288 Average	NA

11n HT40_CH03 + LTE B41 Link (Harmonic @ 3m)

WIFI	2400-2483.5MHz Band Edge @ 3m	
ANT	11n HT40_CH03+LTE B41 Link Co-location	
	Horizontal	Vertical
Peak/ Avg.	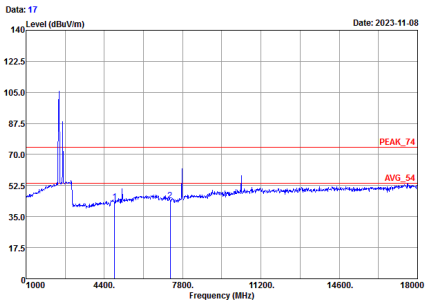 Freq Level Over Limit Limit Line ReadAntenna Level Cable Loss Preamp Factor A/Pos T/Pos Remark MHz dBuV/m dB dBuV/m dBuV dB/m dB dB cm deg 1 4844.00 43.42 -30.58 74.00 63.41 36.11 8.76 64.86 --- --- Peak 2 * 7266.00 43.99 -30.01 74.00 62.36 36.31 10.18 64.86 --- --- Peak	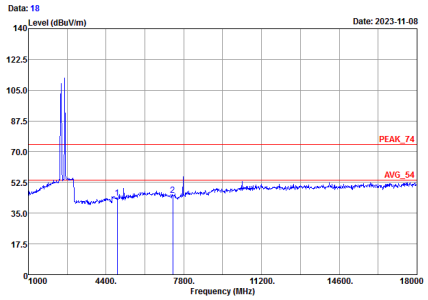 Freq Level Over Limit Limit Line ReadAntenna Level Cable Loss Preamp Factor A/Pos T/Pos Remark MHz dBuV/m dB dBuV/m dBuV dB/m dB dB cm deg 1 4884.00 43.64 -30.36 74.00 63.73 36.13 8.65 64.87 --- --- Peak 2 * 7326.00 45.26 -28.74 74.00 63.76 36.18 10.18 64.86 --- --- Peak

Note: the highest signals over limit are WLAN + LTE Band 41 co-location fundamental signals.

Appendix D. Duty Cycle Plots

Band	Duty Cycle(%)	T(ms)	1/T(kHz)	VBW Setting
802.11b	99.11	-	-	10Hz
802.11g	96.77	1.391	0.719	1KHz
802.11n HT20	96.77	1.304	0.767	1KHz
802.11n HT40	93.73	0.649	1.540	3KHz

802.11b

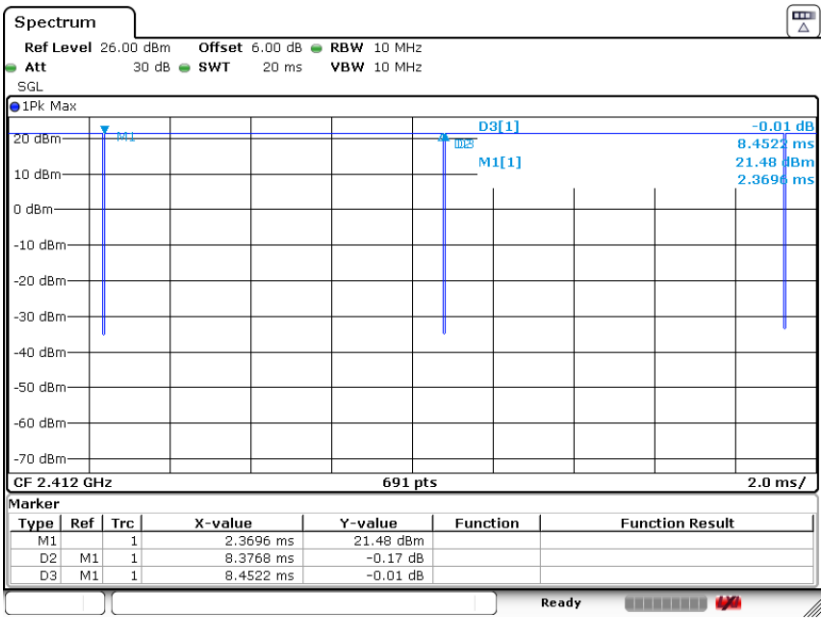

Date: 19.OCT.2023 11:58:10

802.11g

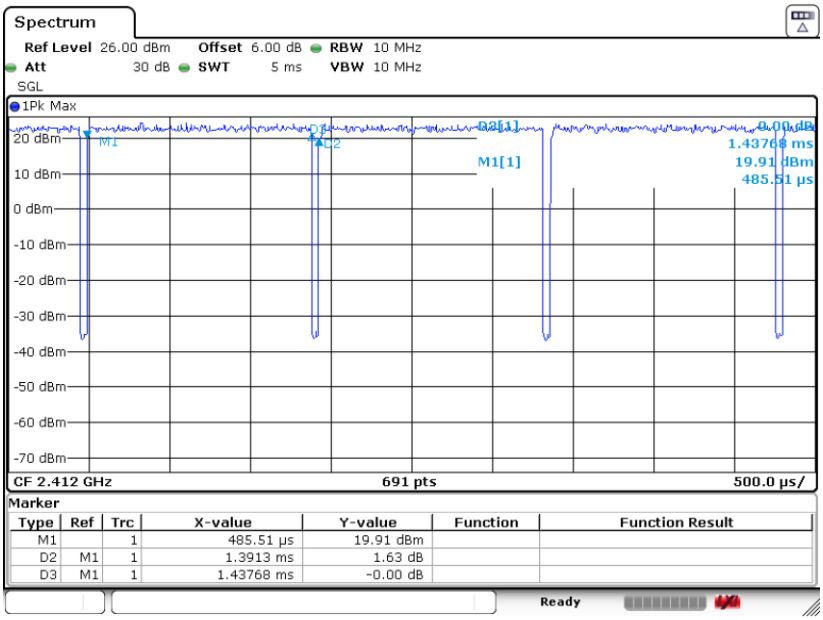

Date: 19.OCT.2023 11:56:30

802.11n HT20

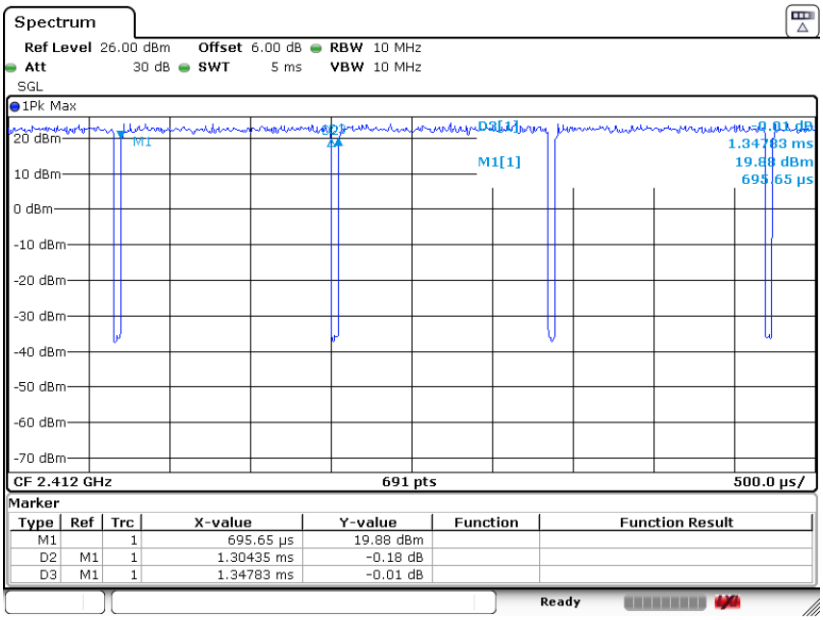

Date: 19.OCT.2023 11:58:52

802.11 n HT40

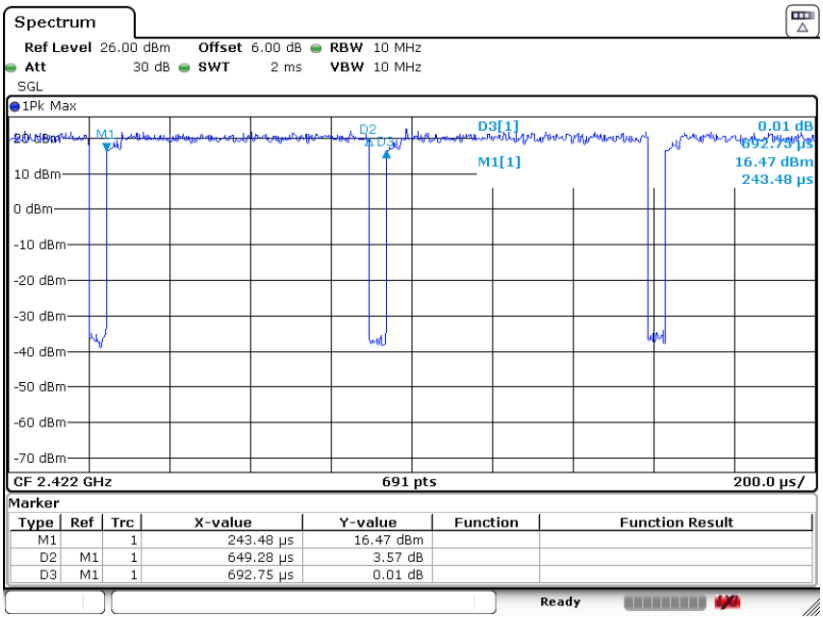

Date: 19.OCT.2023 12:00:13