










Annex F. Photographs

F.1 Test Sample

Sample Front	Sample Back
	
Tablet Display	Tablet Keyboard
	
Laptop Mode	
	

F.2 Test positions

Top Edge	Back Face
	
Right Edge	Left Edge
	

F.3 Antenna host platform location and adjacent edge positions relative to the body

All information (diagrams, values and dimensions) in this section are provided by the manufacturer

Antenna Host Platform location	Antenna Host Platform location-2																				
<p>Diagram showing the layout of the antenna host platform. Dimensions are labeled 1 through 9. Labels include Top, Left Side, Right Side, Bottom, Hinge, TX1/RX1, and TX2/RX2.</p>	<table><tr><th>Dimension: (mm)</th><th>1</th><th>2</th><th>3</th><th>4</th><th>5</th><th>6</th><th>7</th><th>8</th><th>9</th></tr><tr><td></td><td>4.52</td><td>34.34</td><td>215.54</td><td>183.05</td><td>151.2</td><td>4.52</td><td>34.34</td><td>183.05</td><td>215.54</td></tr></table> <p>Tx1 to Right side: (5)+TX2 width+(2) =(3)= 215.54mm TX2 to Left side: (5)+Tx1 width +(7)=(9)= 215.54mm</p>	Dimension: (mm)	1	2	3	4	5	6	7	8	9		4.52	34.34	215.54	183.05	151.2	4.52	34.34	183.05	215.54
Dimension: (mm)	1	2	3	4	5	6	7	8	9												
	4.52	34.34	215.54	183.05	151.2	4.52	34.34	183.05	215.54												
Co-Location Antenna Separation	Tablet Mode																				
<p>Diagram showing the co-location antenna separation. Dimensions are labeled: 193.57mm, 183.05mm, 151.2mm, WLAN Module, Tx1/Rx1, and Tx2/Rx2.</p>	<p>Diagram showing a person using a tablet in tablet mode. Dimensions are labeled: 4.52 mm, 15.3 mm, 193.57mm, and Tx1 ANTENNA.</p>																				

F.4 Phantom liquid level during measurements

ELI phantom Body liquid SAR Dasy SPEAG MBBL600-6000V6 Batch – 180206 - 04

