

EVO FORCE 1 QUICK GUIDE

DEVICE INFORMATION

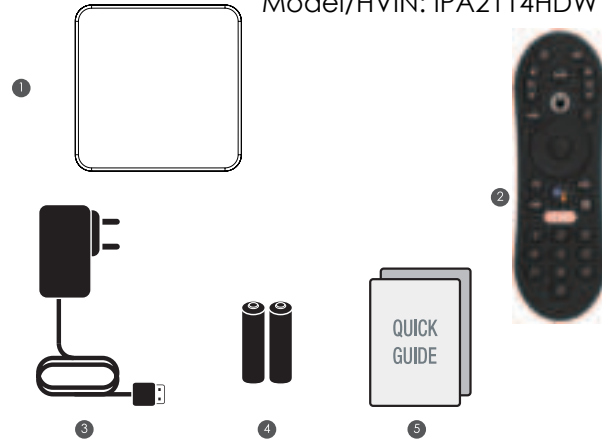
SETUP DIAGRAM

REMOTE CONTROL

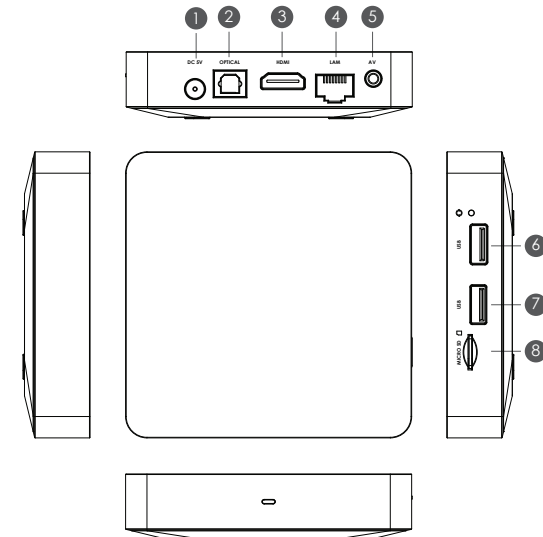
ANDROID TV

EVOFORCE 1 Powered by androidtv

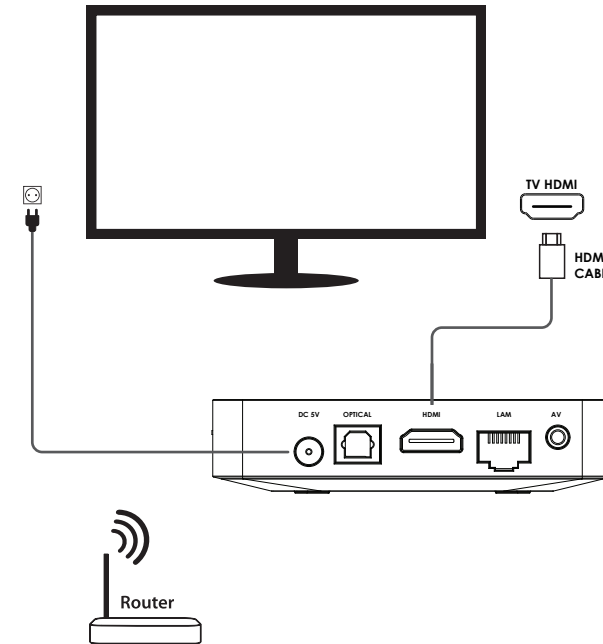
HMN: 4K Set Top Box
Model/HVIN: IPA2114HDW



- ① OTT Device
- ② Remote Control
- ③ Power Adapter
- ④ Battery
- ⑤ Quick Guide



- ① DC 5V
- ② Optical
- ③ HDMI
- ④ LAN
- ⑤ AV
- ⑥ USB
- ⑦ USB
- ⑧ Micro SD



Pairing Guide

To activate the pairing function the user will press and hold the TiVo and BACK keys until the LED lights, then release and the LED will flash slowly, the flash rate shall be 5 flashes every 3 seconds. The remote will then flash the amber activity indicator quickly 5 times.

Complete the on-screen setup

Follow the on-screen instructions using your remote to navigate through the setup process



ANDROID TV

SPECIFICATIONS

LEGAL NOTICES

LEGAL NOTICES

LEGAL NOTICES

The **EVO Force 1 STB powered by Android TV™**, brings a world of content to your biggest screen. With the Google Assistant, you can quickly access entertainment, get answers on screen, and control smart home devices. Find the latest blockbuster, check the score of the big game, or dim the lights. Just press the Assistant button on your remote to get started.



HARDWARE PLATFORM	
Chipset	Amlogic S905X4-k
RAM	2GB
Flash	eMMC 16GB

VIDEO	
Video Decoding	VP9 Profile-2 up to 4Kx2K@60fps
	H.265 HEVC MP-10@L5.1 up to 4Kx2K@60fps
	AVS2-P2 Profile up to 4Kx2K@60fps
	H.264 AVC HP@L5.1 up to 4Kx2K@30fps
	H.264 MVC up to 1080P@60fps
	MPEG-4 ASP@L5 up to 1080P@60fps (ISO-14496)
	WMV/VC-1 SP/MP/AP up to 1080P@60fps
Video File Format	AVS-P16(AVS+) / AVS-P2 JiZhun Profile up to 1080P@60fps
	MPEG-2 MP/HL up to 1080P@60fps (ISO-13818)
Video Output	MPEG-1 MP/HL up to 1080P@60fps (ISO-11172)
	RealVideo 8/9/10 up to 1080P@60fps
Video File Format	Supports *.mkv, *.wmv, *.mpg, *.mpeg, *.dat, *.avi, *.mov, *.iso, *.mp4, *.rm, *.jpg*, *.bmp*, *.gif* etc.
Video Output	HDMI 2.1, HDCP2.2
Aspect Ratio	Auto, Full screen
Video Resolution	4K, 1080p/i, 720p

POWER	
DC Input Range	5V/2.0 Amp
Power Consumption	Maximum 10 W



CAUTION!

NOTICE: To prevent fire and electric shock, do not expose this receiver to rain or moisture. In order to avoid any possible risk of electric shock, never attempt to open the unit. In case of the unit breaking down, repair of the unit should be carried out by qualified technicians. No part of this unit should be repaired by users.

WARNING!

- Place the receiver in a well-ventilated location to prevent accumulation of internal heat.
- Protect the receiver from high temperatures, humidity, water and dust.
- Do not place any objects near your unit that might damage it (e.g. liquid filled objects or candles).

Legal Notices

Google, Android, Android TV, YouTube and other related marks and logos are trademarks of Google LLC. Netflix is a trademark of Netflix Inc.

Manufactured under license from Dolby Laboratories.
Dolby and the double-D symbol are trademarks of Dolby Laboratories.

HDMI is a trademark or registered trademark of HDMI Licensing LLC in the United States and other countries.

Any use of this product in any manner other than personal use that complies with the MPEG-2 standard for encoding video information for packaged media is expressly prohibited without a license under applicable patents in the MPEG-2 patent portfolio, which license is available from MPEG LA, LLC, 6312 S. Fiddlers Green Circle, Suite 400E, Greenwood Village, Colorado 80111 U.S.A.

This product is licensed under the avc patent portfolio license for the personal use of a consumer or other uses in which it does not receive remuneration to (i) encode video in compliance with the avc standard ("avc video") and/or (ii) decode avc video that was encoded by a consumer engaged in a personal activity and/or was obtained from a video provider licensed to provide avc video. no license is granted or shall be implied for any other use. Additional information may be obtained from MPEG LA, L.L.C. SEE [HTTP://WWW.MPEGLA.COM](http://WWW.MPEGLA.COM).

Safety Instructions

Before you begin: Make sure all your equipment is turned off and the Evolution eSTREM4K Device is unplugged. The Evolution eSTREM4K Device is not designed to support any load. To ensure proper function, make sure that the device is not in an enclosed space, and do not place anything on top of the device.

Safety information

This product was designed and manufactured to meet strict quality and safety standards. There are, however, some installation and operation precautions of which you should be particularly aware. Please read these instructions before operating the equipment and save them for future reference.

- Read Instructions** — All the safety and operating instructions should be read and understood before the appliance is operated.
- Retain Instructions** — The safety and operating instructions should be retained for future reference.
- Heed Warnings** — All warnings on the appliance and in the operating instructions should be followed.
- Follow Instructions** — All operating and use instructions should be followed.
- Water and Moisture** — The appliance should not be used near water - for example, near a bathtub, washbowl, kitchen sink, laundry tub, in a wet basement, near a swimming pool, etc.
- An appliance and cart combination should be moved with care.** Quick stops, excessive force, and uneven surfaces may cause the appliance and cart combination to overturn.
- Tilt/Stability** — All televisions must comply with recommended international global safety standards for tilt and stability properties of their cabinet design. Do not compromise these design standards by applying excessive pull force to the front, or top, of the cabinet, which could ultimately overturn the product. Also, do not endanger yourself, or children, by placing electronic equipment/toys on top of the cabinet. Such items could unexpectedly fall from the top of the set and cause product damage and/or personal injury.
- Ventilation** — The appliance should be situated so that its location or position does not interfere with its proper ventilation. For example, the appliance should not be situated on a bed, sofa, rug, or similar surface that may block air flow across the device.
- Heat** — The appliance should be situated away from heat sources such as radiators, heat registers, stoves, or other appliances (including amplifiers) that produce heat.
- Power Cord Protection** — Power supply cords should be routed so that they are not likely to be walked on or pinched by items placed upon or against them, paying particular attention to cords and plugs, convenience receptacles, and the point where they exit from the appliance.
- Object and Liquid Entry** — Never push objects of any kind into this product through cabinet slots, as they may touch dangerous voltage points or short the parts, resulting in the risk of re or electric shock. Never spill liquid of any kind on this product.
- Damage Requiring Service** — The appliance should be serviced by qualified service personnel when:
 - the power supply cord or plug is damaged or frayed;
 - liquid has spilled into the product;
 - the product has been exposed to rain or water;
 - the product does not operate normally when you follow the operating instructions

- (adjust only those controls that are discussed in this guide, as improper adjustment of other controls may result in damage, often requiring extensive work by a qualified technician to restore the product to normal performance);
- E. the product has been dropped or the cabinet damaged;
- F. the product exhibits a distinct change in performance.
- 13. Servicing** — The user should not attempt service to the appliance beyond that described in the Troubleshooting section of this guide. All other servicing should be referred to qualified service personnel.
- 14. Cleaning** — Unplug this product from the wall outlet before cleaning. Do not use liquid cleaners or aerosol cleaners; use a damp cloth for cleaning. If the product comes in contact with any liquid, unplug the power cord and let the unit dry thoroughly before plugging it back in.
- 15. Power Source** — This product should be operated only from the type of power source indicated on the marking label or in this guide. If you are not sure of the type of power supply to your home, consult your dealer or local power company.
- 16. Overloaded Power Outlets** — do not overload wall outlets and extension cords, as this can result in the risk of re or electric shock.
- 17. Electric Shock** — To reduce the risk of electric shock, do not disassemble this product. Take it to a qualified service person when service or repair work is required. Opening or removing covers may expose you to dangerous voltage or other risks. Incorrect reassembly can cause electric shock when this product is subsequently used.
- 18. Moving** — Avoid moving the unit while it is plugged in to avoid accumulative shock.

FCC Information

This equipment has been tested and found to comply with the limits for a Class B digital device, pursuant to Part 15 of the FCC Rules. These limits are designed to provide reasonable protection against harmful interference in a residential installation. This equipment generates, uses and can radiate radio frequency energy and, if not installed and used in accordance with the instructions, may cause harmful interference to radio communications. However, there is no guarantee that interference will not occur in a particular installation. If this equipment does cause harmful interference to radio or television reception which can be determined by turning the equipment off and on, the user is encouraged to try to correct the interference by one or more of the following measures:

- Increase the separation between the equipment and receiver.
- Connect the equipment into an outlet on a circuit different from that to which the receiver is connected.
- Consult the dealer or an experienced radio/TV technician for help.

Finally, any changes or modifications to the equipment by the user not expressly approved by the grantee or manufacturer could void the user's authority to operate such equipment.

This device and its antenna(s) must not be co-located or operation in conjunction with any other antenna or transmitter.

Radiation Exposure Statement

To maintain compliance with FCC's RF Exposure guidelines, This equipment should be installed and operated with minimum distance of 20cm from your body.

ISED Statement

-English: This device complies with Industry Canada license-exempt RSS standard(s).

Operation is subject to the following two conditions: (1) This device may not cause interference, and (2) This device must accept any interference, including interference that may cause undesired operation of the device.

The digital apparatus complies with Canadian CAN ICES-3 (B)/NMB-3(B).

- French: Le présent appareil est conforme aux CNR d'Industrie Canada applicables aux appareils radio exempts de licence. L'exploitation est autorisée aux deux conditions suivantes: (1) l'appareil ne doit pas produire de brouillage, et (2) l'utilisateur de l'appareil doit accepter tout brouillage radioélectrique subi, même si le brouillage est susceptible d'en compromettre le fonctionnement.

l'appareil numérique du ciem conforme canadien peut - 3 (b) / nmb - 3 (b).

This device meets the exemption from the routine evaluation limits in section 2.5 of RSS 102 and compliance with RSS 102 RF exposure, users can obtain Canadian information on RF exposure and compliance.

cet appareil est conforme à l'exemption des limites d'évaluation courante dans la section 2.5 du cnr - 102 et conformité avec rss 102 de l'exposition aux rf, les utilisateurs peuvent obtenir des données canadiennes sur l'exposition aux champs rf et la conformité.

This equipment complies with Canada radiation exposure limits set forth for an uncontrolled environment.

This equipment should be installed and operated with minimum distance 20cm between the radiator & your body.

Cet équipement est conforme Canada limites d'exposition aux radiations dans un environnement non contrôlé.

Cet équipement doit être installé et utilisé avec une distance minimale de 20 cm entre le radiateur et votre corps.