



Excellence in Compliance Testing

Certification Exhibit

**FCC ID: VSFMS2
IC: 7980A-MS2**

**FCC Rule Part: 15.247, 15.407
IC Radio Standards Specification: RSS-247**

ACS Project: 15-2133

**Manufacturer: Juniper Systems, Inc.
Model(s): MS2G, MS2GC**

Test Setup Photos




Figure 1: Radiated Emissions – Front View – EUT on Side – Below 1 GHz




Figure 2: Radiated Emissions – Back View EUT on Side – Below 1 GHz (1)




Figure 3: Radiated Emissions – Back View EUT on Side – Below 1 GHz (2)




Figure 4: Radiated Emissions – Back View EUT on Side – Below 1 GHz (3)




Figure 5: Radiated Emissions – Front View – EUT on Side – Above 1 GHz




Figure 6: Radiated Emissions – Back View EUT on Side – Above 1 GHz (1)




Figure 7: Radiated Emissions – Front View – EUT Standing – Below 1 GHz




Figure 8: Radiated Emissions – Back View EUT Standing – Below 1 GHz (1)



Figure 9: Radiated Emissions – Back View EUT Standing – Below 1 GHz (2)




Figure 10: Radiated Emissions – Back View EUT Standing – Below 1 GHz (3)




Figure 11: Radiated Emissions – Front View – EUT Standing – Above 1 GHz




Figure 12: Radiated Emissions – Back View EUT Standing – Above 1 GHz



Figure 13: Power Line Conducted Emissions – Front View



Figure 14: Power Line Conducted Emissions – Side View



Figure 15: RF Conducted Emissions