Mode	100	
	Harmonic	
	U-NII-3_5.725-5.85_802.11n HT20_CH165_5825MHz	
ANT	5+7	
Pol.	Horizontal	Vertical
Peak Avg	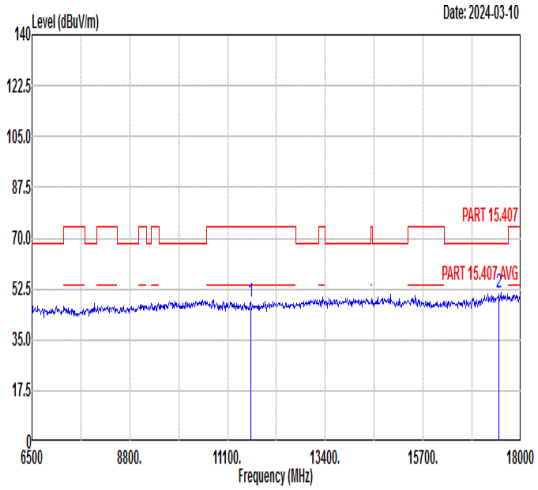 Freq Level Limit Line Margin Read Level Ant Factor Cable Loss Preamp Factor APos TPos Remark MHz dBuV/m dBuV/m dB dBuV dB/m dB dB cm deg 1 11650.00 47.91 74.00 -26.09 59.11 39.26 12.99 63.45 --- --- Peak 2 17475.00 51.31 68.30 -16.99 58.72 42.12 15.90 65.43 --- --- Peak	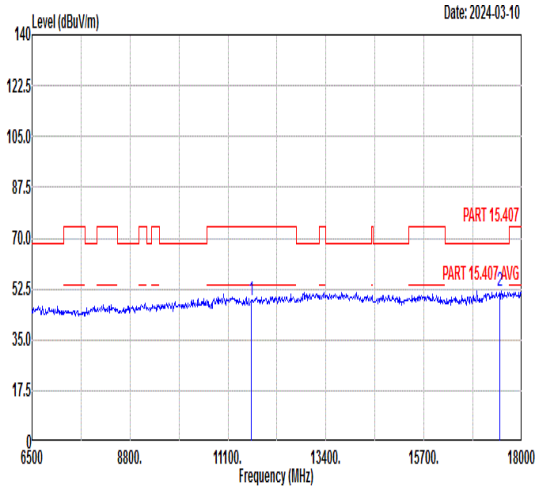 Freq Level Limit Line Margin Read Level Ant Factor Cable Loss Preamp Factor APos TPos Remark MHz dBuV/m dBuV/m dB dBuV dB/m dB dB cm deg 1 11650.00 48.72 74.00 -25.28 59.92 39.26 12.99 63.45 --- --- Peak 2 17475.00 51.61 68.30 -16.69 59.02 42.12 15.90 65.43 --- --- Peak

Mode	101	
	Band Edge - L	
	U-NII-3_5.725-5.85_802.11n HT40_CH151_5755MHz	
ANT	5+7	
Pol.	Horizontal	Fundamental
Peak	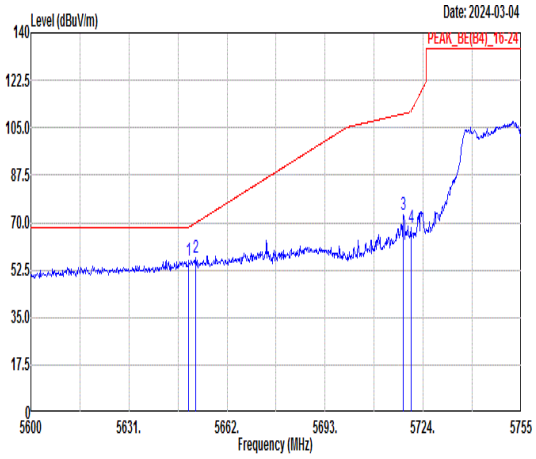 Freq Level Limit Line Margin Read Level Ant Factor Cable Loss Preamp Factor APos TPos Remark MHz dBuV/m dBuV/m dB dBuV dB/m dB dB cm deg 1 5649.91 56.07 68.30 -12.23 42.25 36.11 9.86 32.15 100 298 PEAK 2 5652.08 57.11 69.84 -12.73 43.28 36.11 9.87 32.15 100 298 PEAK 3 5717.65 72.83 110.14 -37.31 58.85 36.20 10.00 32.22 100 298 PEAK 4 5720.13 68.05 111.09 -43.04 54.05 36.21 10.01 32.22 100 298 PEAK	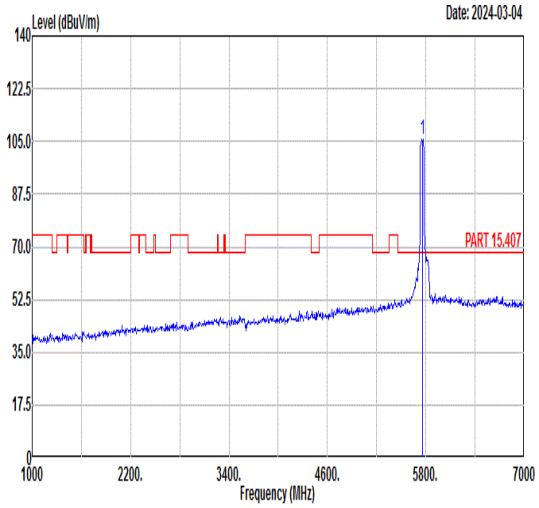 Freq Level Limit Line Margin Read Level Ant Factor Cable Loss Preamp Factor APos TPos Remark MHz dBuV/m dBuV/m dB dBuV dB/m dB dB cm deg 1 5755.00 105.89 ------ ------ 91.81 36.25 10.08 32.25 100 298 PEAK
Avg	Blank	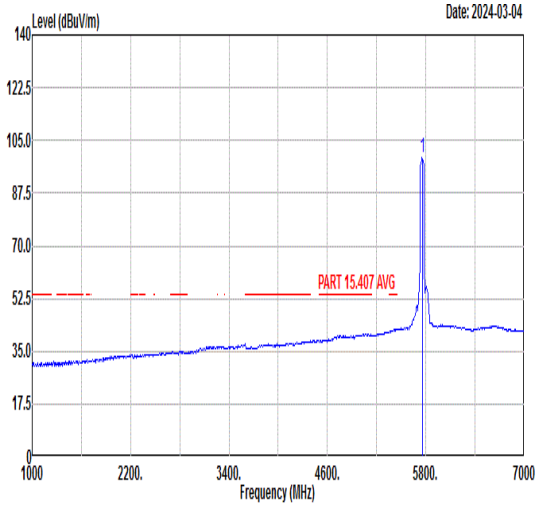 Freq Level Limit Line Margin Read Level Ant Factor Cable Loss Preamp Factor APos TPos Remark MHz dBuV/m dBuV/m dB dBuV dB/m dB dB cm deg 1 5755.00 99.20 ------ ------ 85.12 36.25 10.08 32.25 100 298 AVERAGE

Mode	101	
	Band Edge - R	
	U-NII-3_5.725-5.85_802.11n HT40_CH151_5755MHz	
ANT	5+7	
Pol.	Horizontal	Fundamental
Peak	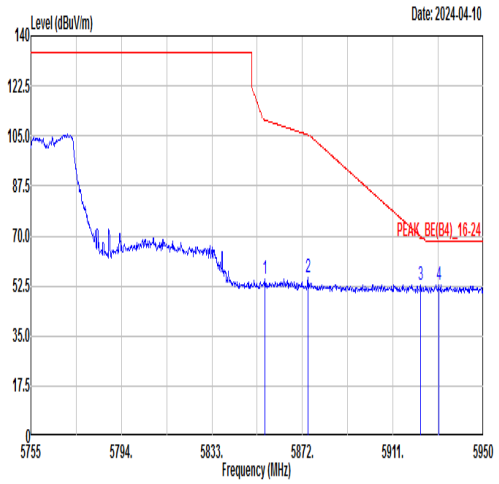 Freq Level Limit Line Margin (dB) Read Level Ant Factor Cable Loss Preamp Factor APos TPos Remark MHz dBuV/m dBuV/m dBuV dB/m dB dB cm deg 1 5855.82 54.80 110.57 -55.77 40.47 36.40 10.29 32.36 100 298 PEAK 2 5874.54 55.66 105.33 -49.67 41.28 36.42 10.33 32.37 100 298 PEAK 3 5922.90 52.91 69.85 -16.94 38.41 36.49 10.43 32.42 100 298 PEAK 4 5930.70 52.86 68.30 -15.44 38.34 36.50 10.45 32.43 100 298 PEAK	Blank

Mode	101	
	Band Edge - L	
	U-NII-3_5.725-5.85_802.11n HT40_CH151_5755MHz	
ANT	5+7	
Pol.	Vertical	Fundamental
Peak	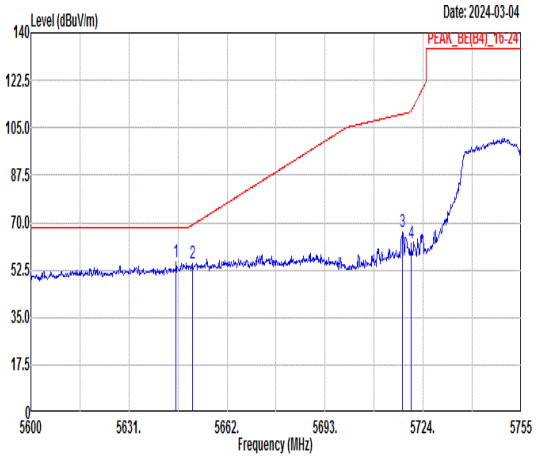 Freq Level Limit Line Margin Read Level Ant Factor Cable Loss Preamp Factor APos TPos Remark 1 5645.88 55.56 68.30 -12.74 41.76 36.10 9.85 32.15 400 264 PEAK 2 5651.00 55.06 69.04 -13.98 41.24 36.11 9.86 32.15 400 264 PEAK 3 5717.49 66.73 110.10 -43.37 52.75 36.20 10.00 32.22 400 264 PEAK 4 5720.28 62.36 111.44 -49.08 48.36 36.21 10.01 32.22 400 264 PEAK	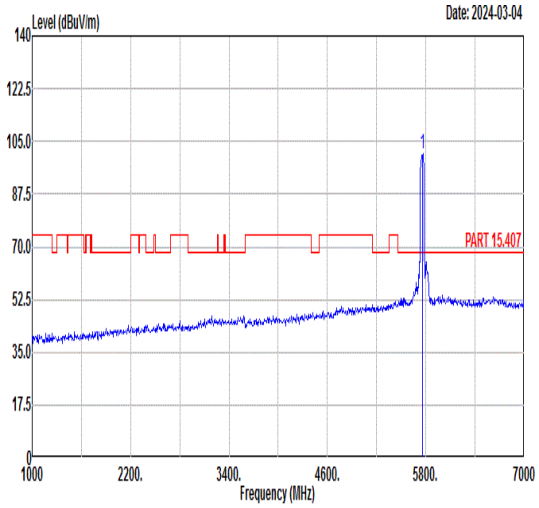 Freq Level Limit Line Margin Read Level Ant Factor Cable Loss Preamp Factor APos TPos Remark 1 5755.00 100.70 ------ ------ 86.58 36.28 10.11 32.27 400 264 PEAK
Avg	Blank	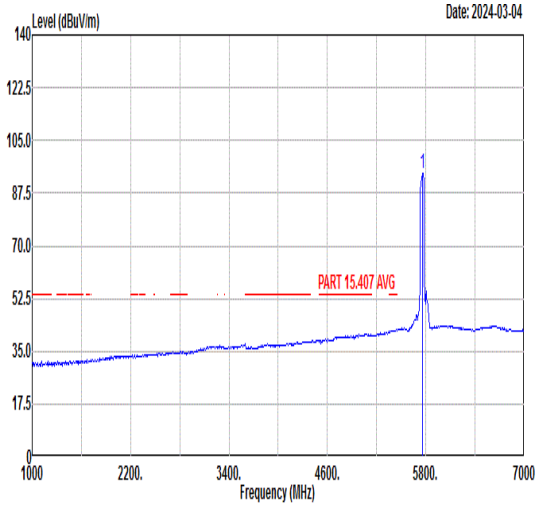 Freq Level Limit Line Margin Read Level Ant Factor Cable Loss Preamp Factor APos TPos Remark 1 5755.00 94.00 ------ ------ 79.88 36.28 10.11 32.27 400 264 AVERAGE

Mode	101	
	Band Edge - R	
	U-NII-3_5.725-5.85_802.11n HT40_CH151_5755MHz	
ANT	5+7	
Pol.	Vertical	Fundamental
Peak	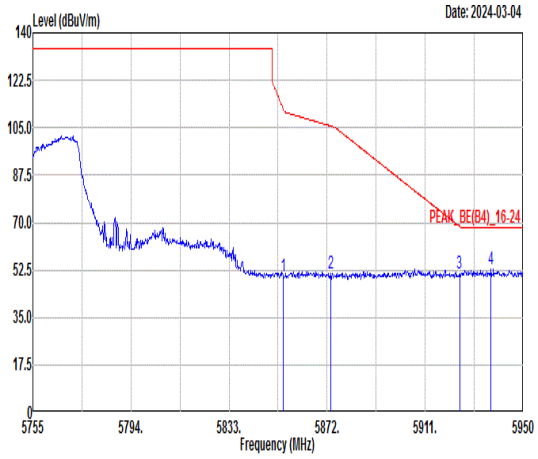 Freq Level Limit Line Margin Read Level Ant Factor Cable Loss Preamp Factor APos TPos Remark MHz dBuV/m dBuV/m dB dBuV dB/m dB dB cm deg 1 5854.65 50.24 111.61 -61.37 35.90 36.40 10.29 32.35 400 264 PEAK 2 5873.56 51.50 105.60 -54.10 37.12 36.42 10.33 32.37 400 264 PEAK 3 5924.65 51.12 68.56 -17.44 36.61 36.49 10.44 32.42 400 264 PEAK 4 5937.13 52.58 68.30 -15.72 38.05 36.51 10.46 32.44 400 264 PEAK	Blank

Mode	102	
	Band Edge - L	
	U-NII-3_5.725-5.85_802.11n HT40_CH159_5795MHz	
ANT	5+7	
Pol.	Horizontal	Fundamental
Peak	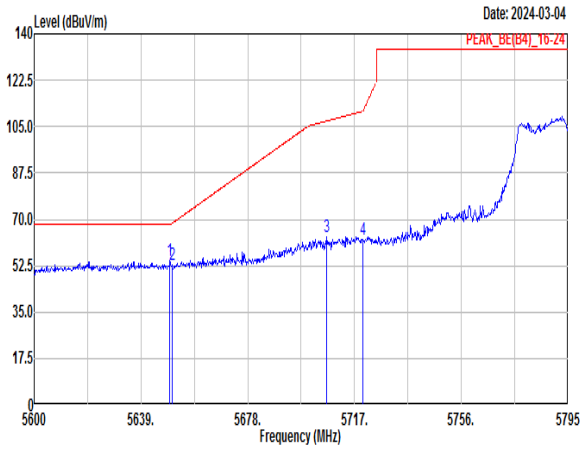 Freq Level Limit Line Margin Read Level Ant Factor Cable Loss Preamp Factor APos TPos Remark MHz dBuV/m dBuV/m dB dBuV dB/m dB dB cm deg 1 5649.53 54.45 68.30 -13.85 40.63 36.11 9.86 32.15 100 302 PEAK 2 5650.31 52.87 68.53 -15.66 39.05 36.11 9.86 32.15 100 302 PEAK 3 5706.67 63.63 107.07 -43.44 49.67 36.19 9.98 32.21 100 302 PEAK 4 5720.12 62.21 111.07 -48.86 48.21 36.21 10.01 32.22 100 302 PEAK	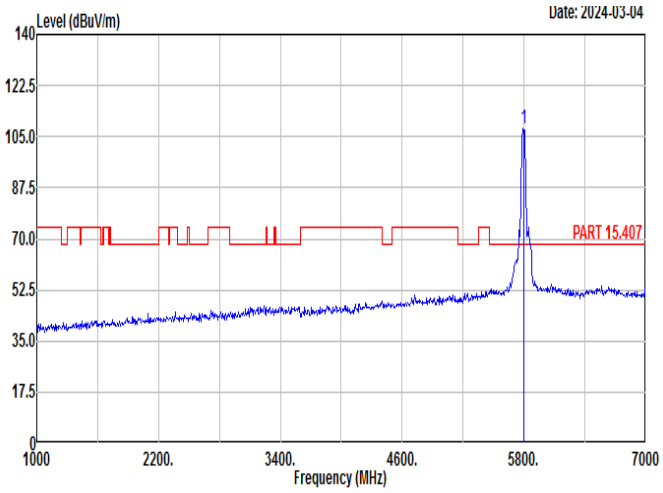 Freq Level Limit Line Margin Read Level Ant Factor Cable Loss Preamp Factor APos TPos Remark MHz dBuV/m dBuV/m dB dBuV dB/m dB dB cm deg 1 5795.00 107.63 ------ ------ 93.47 36.30 10.15 32.29 100 302 PEAK
Avg	Blank	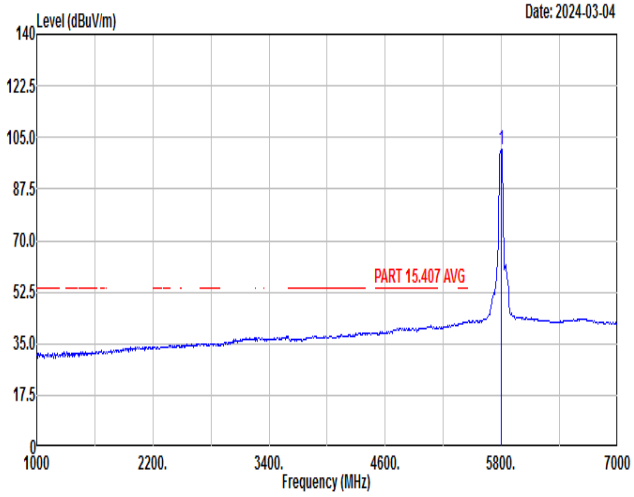 Freq Level Limit Line Margin Read Level Ant Factor Cable Loss Preamp Factor APos TPos Remark MHz dBuV/m dBuV/m dB dBuV dB/m dB dB cm deg 1 5795.00 100.95 ------ ------ 86.72 36.34 10.20 32.31 100 302 AVERAGE

Mode	102	
	Band Edge - R	
	U-NII-3_5.725-5.85_802.11n HT40_CH159_5795MHz	
ANT	5+7	
Pol.	Horizontal	Fundamental
Peak	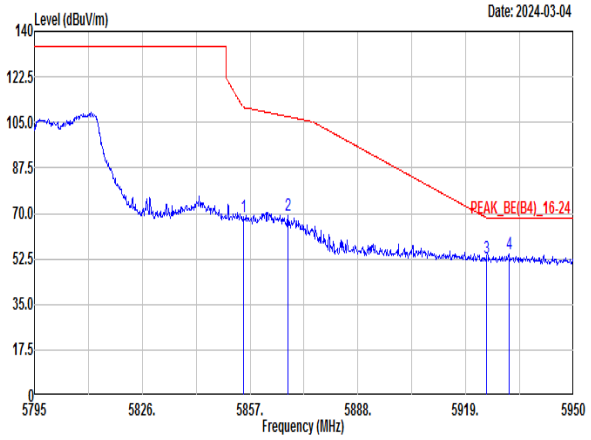	Blank

	Freq	Level	Limit Line	Margin	Read Level	Ant Factor	Cable Loss	Preamp Factor	APos	TPos	Remark
	MHz	dBuV/m	dBuV/m	dB	dBuV	dB/m	dB	dB	cm	deg	
1	5854.99	68.79	110.83	-42.04	54.45	36.40	10.29	32.35	100	302	PEAK
2	5867.85	69.28	107.20	-37.92	54.92	36.41	10.32	32.37	100	302	PEAK
3	5924.89	53.02	68.38	-15.36	38.51	36.49	10.44	32.42	100	302	PEAK
4	5931.40	54.19	68.30	-14.11	39.67	36.50	10.45	32.43	100	302	PEAK

Mode	102	
	Band Edge - L	
	U-NII-3_5.725-5.85_802.11n HT40_CH159_5795MHz	
ANT	5+7	
Pol.	Vertical	Fundamental
Peak	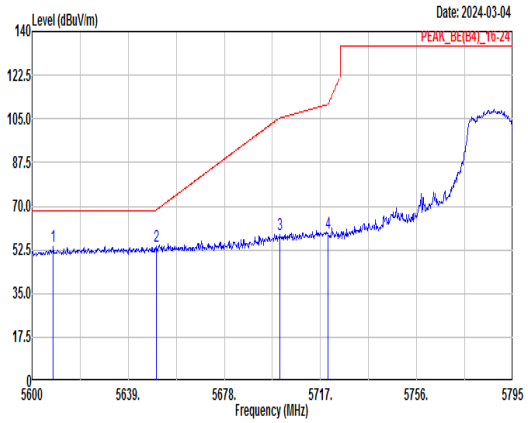 Freq Level Limit Line Margin Read Level Ant Factor Cable Loss Preamp Factor APos TPos Remark 1 5608.58 53.66 68.30 -14.64 39.95 36.05 9.77 32.11 340 251 PEAK 2 5650.31 53.77 68.53 -14.76 39.95 36.11 9.86 32.15 340 251 PEAK 3 5700.43 58.40 105.32 -46.92 44.45 36.18 9.97 32.20 340 251 PEAK 4 5720.12 59.36 111.07 -51.71 45.36 36.21 10.01 32.22 340 251 PEAK	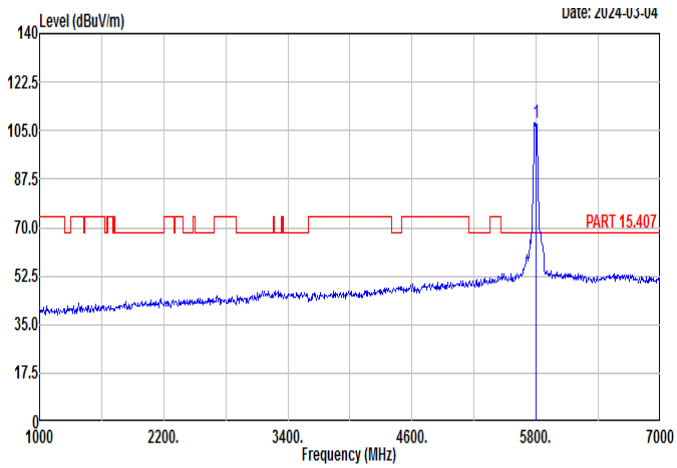 Freq Level Limit Line Margin Read Level Ant Factor Cable Loss Preamp Factor APos TPos Remark 1 5795.00 107.72 ------ ------ 93.57 36.29 10.14 32.28 340 251 PEAK
Avg	Blank	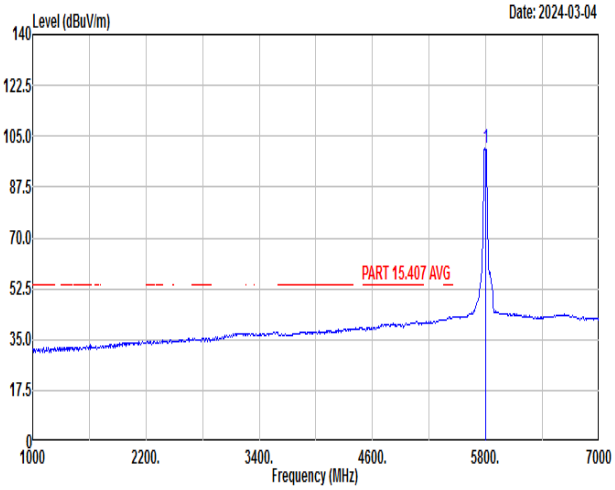 Freq Level Limit Line Margin Read Level Ant Factor Cable Loss Preamp Factor APos TPos Remark 1 5795.00 100.73 ------ ------ 86.57 36.30 10.15 32.29 340 251 AVERAGE

Mode	102	
	Band Edge - R	
	U-NII-3_5.725-5.85_802.11n HT40_CH159_5795MHz	
ANT	5+7	
Pol.	Vertical	Fundamental
Peak	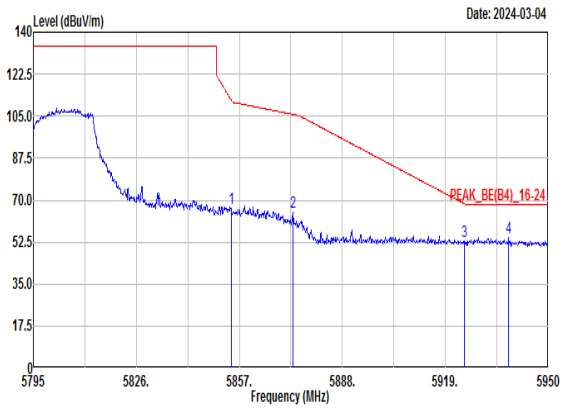	Blank

	Freq	Level	Limit Line	Margin	Read Level	Ant Factor	Cable Loss	Preamp Factor	APos	TPos	Remark
	MHz	dBuV/m	dBuV/m	dB	dBuV	dB/m	dB	dB	cm	deg	
1	5854.52	66.45	111.89	-45.44	52.11	36.40	10.29	32.35	340	251	PEAK
2	5873.12	65.09	105.73	-40.64	50.71	36.42	10.33	32.37	340	251	PEAK
3	5924.74	52.58	68.49	-15.91	38.07	36.49	10.44	32.42	340	251	PEAK
4	5938.07	54.43	68.30	-13.87	39.89	36.51	10.47	32.44	340	251	PEAK

Mode	103	
	Band Edge - L	
	U-NII-3_5.725-5.85_802.11ac VHT80_CH155_5775MHz	
ANT	5+7	
Pol.	Horizontal	Fundamental
Peak	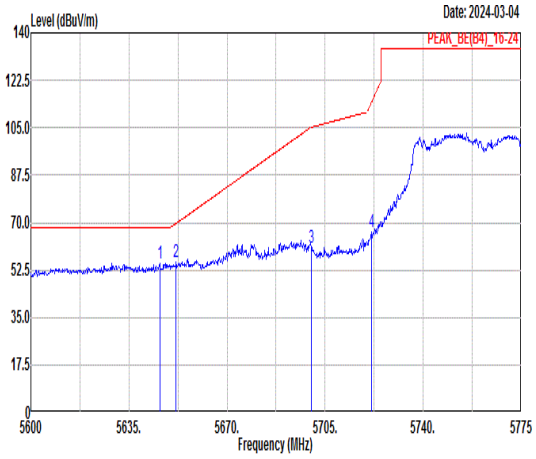 Freq Level Limit Line Margin (dB) Read Level Ant Factor Cable Loss Preamp Factor APos TPos Remark MHz dBuV/m dBuV/m dBuV dB/m dB dB cm deg 1 5646.03 54.91 68.30 -13.39 41.11 36.10 9.85 32.15 108 302 PEAK 2 5651.80 55.21 69.63 -14.42 41.39 36.11 9.86 32.15 108 302 PEAK 3 5700.10 60.76 105.23 -44.47 46.81 36.18 9.97 32.20 108 302 PEAK 4 5721.45 66.73 114.11 -47.38 52.73 36.21 10.01 32.22 108 302 PEAK	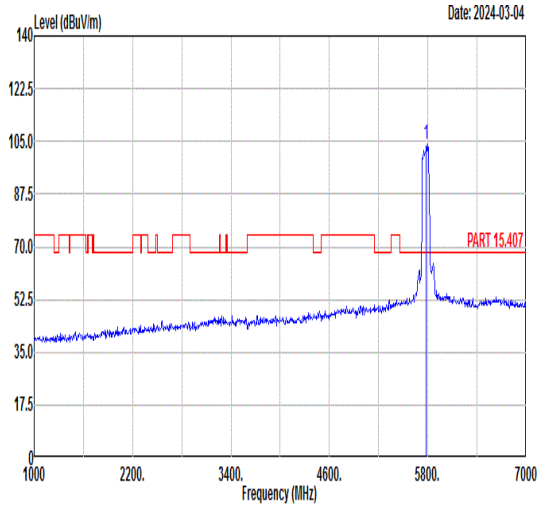 Freq Level Limit Line Margin (dB) Read Level Ant Factor Cable Loss Preamp Factor APos TPos Remark MHz dBuV/m dBuV/m dBuV dB/m dB dB cm deg 1 5775.00 104.00 ------ ------ 89.82 36.31 10.16 32.29 108 302 PEAK
Avg	Blank	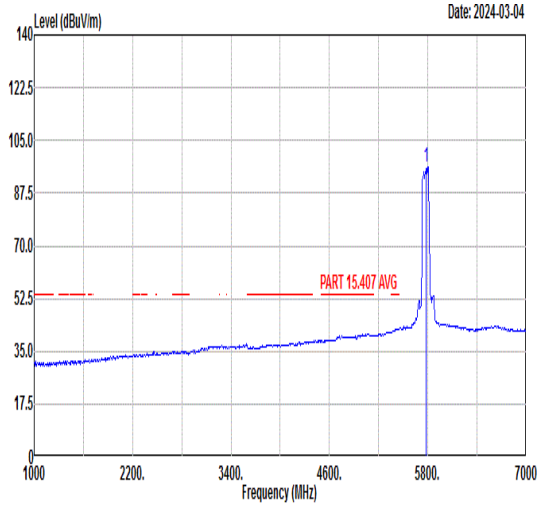 Freq Level Limit Line Margin (dB) Read Level Ant Factor Cable Loss Preamp Factor APos TPos Remark MHz dBuV/m dBuV/m dBuV dB/m dB dB cm deg 1 5775.00 96.13 ------ ------ 81.90 36.34 10.20 32.31 108 302 AVERAGE

Mode	103	
	Band Edge - R	
	U-NII-3_5.725-5.85_802.11ac VHT80_CH155_5775MHz	
ANT	5+7	
Pol.	Horizontal	Fundamental
Peak	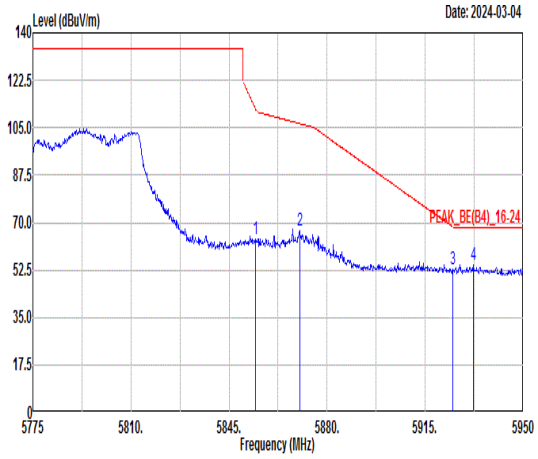 Freq Level Limit Line Margin (dB) Read Level Ant Factor Cable Loss Preamp Factor APos TPos Remark MHz dBuV/m dBuV/m dBuV dB/m dB dB cm deg 1 5854.45 64.03 112.05 -48.02 49.69 36.40 10.29 32.35 108 302 PEAK 2 5870.20 67.21 106.54 -39.33 52.84 36.42 10.32 32.37 108 302 PEAK 3 5924.80 52.77 68.45 -15.68 38.26 36.49 10.44 32.42 108 302 PEAK 4 5932.33 54.37 68.30 -13.93 39.84 36.51 10.45 32.43 108 302 PEAK	Blank

Mode	103	
	Band Edge - L	
	U-NII-3_5.725-5.85_802.11ac VHT80_CH155_5775MHz	
ANT	5+7	
Pol.	Vertical	Fundamental
Peak	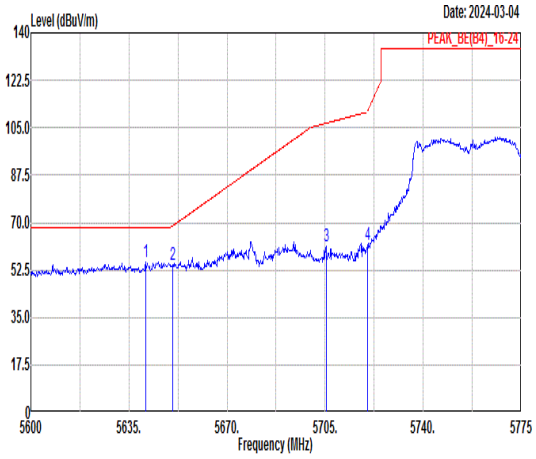 Freq Level Limit Line Margin (dB) Read Level Ant Factor Cable Loss Preamp Factor APos TPos Remark 1 5641.13 55.39 68.30 -12.91 41.59 36.10 9.84 32.14 320 255 PEAK 2 5650.58 54.60 68.73 -14.13 40.78 36.11 9.86 32.15 320 255 PEAK 3 5705.35 61.19 106.70 -45.51 47.23 36.19 9.98 32.21 320 255 PEAK 4 5720.05 61.67 110.91 -49.24 47.67 36.21 10.01 32.22 320 255 PEAK	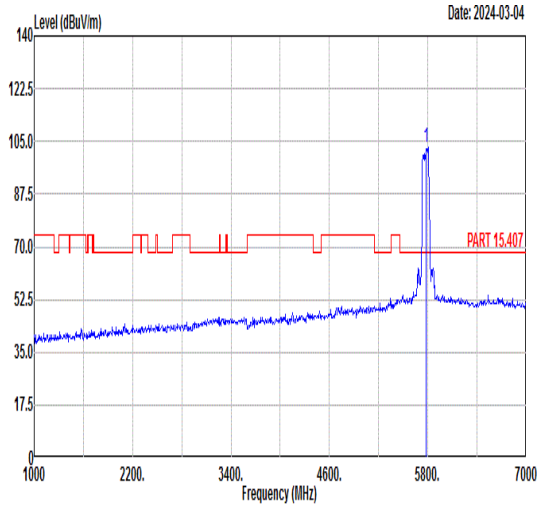 Freq Level Limit Line Margin (dB) Read Level Ant Factor Cable Loss Preamp Factor APos TPos Remark 1 5775.00 102.89 ------ ------ 88.68 36.33 10.19 32.31 320 255 PEAK
Avg	Blank	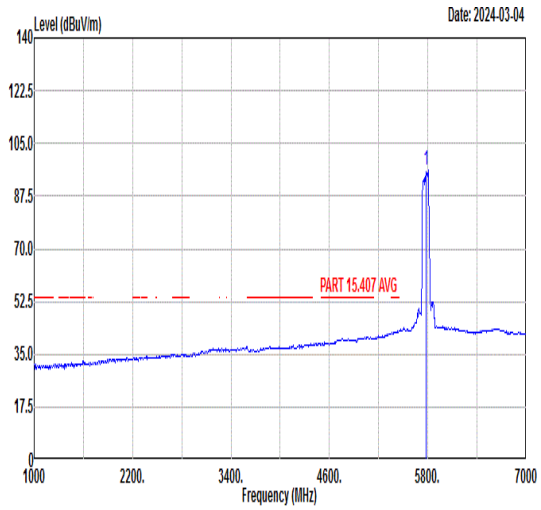 Freq Level Limit Line Margin (dB) Read Level Ant Factor Cable Loss Preamp Factor APos TPos Remark 1 5775.00 96.25 ------ ------ 82.04 36.33 10.19 32.31 320 255 AVERAGE

Mode	103	
	Band Edge - R	
	U-NII-3_5.725-5.85_802.11ac VHT80_CH155_5775MHz	
ANT	5+7	
Pol.	Vertical	Fundamental
Peak	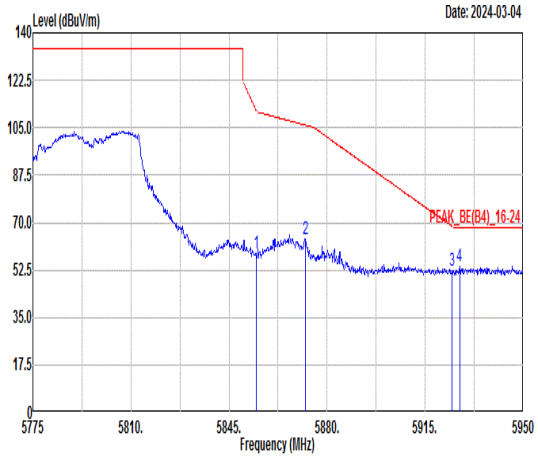 Freq Level Limit Line Margin (dB) Read Level Ant Factor Cable Loss Preamp Factor APos TPos Remark MHz dBuV/m dBuV/m dBuV dB/m dB dB cm deg 1 5854.80 58.51 111.26 -52.75 44.17 36.40 10.29 32.35 320 255 PEAK 2 5872.13 64.17 106.00 -41.83 49.79 36.42 10.33 32.37 320 255 PEAK 3 5924.63 52.27 68.58 -16.31 37.76 36.49 10.44 32.42 320 255 PEAK 4 5927.25 54.03 68.30 -14.27 39.52 36.50 10.44 32.43 320 255 PEAK	Blank

Mode	104	
	Band Edge	
	U-NII-3_5.725-5.85_802.11ax HE20_CH149_Full RU_5745MHz	
ANT	5+7	
Pol.	Horizontal	Fundamental
Peak	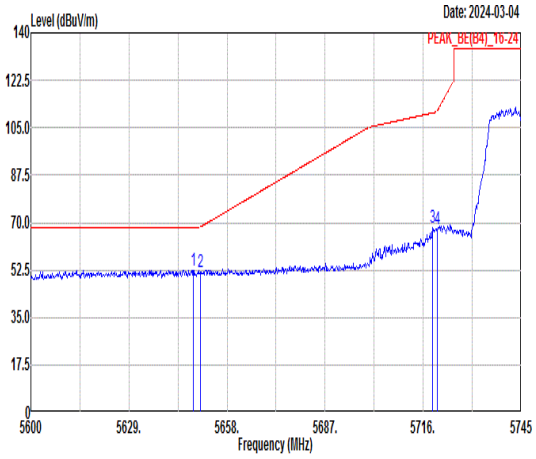 Freq Level Limit Line Margin (dB) Read Level Ant Factor Cable Loss Preamp Factor APos TPos Remark 1 5648.00 52.44 68.30 -15.86 38.62 36.11 9.86 32.15 113 301 PEAK 2 5650.03 51.78 68.32 -16.54 37.96 36.11 9.86 32.15 113 301 PEAK 3 5718.76 68.17 110.45 -42.28 54.17 36.21 10.01 32.22 113 301 PEAK 4 5720.21 67.83 111.27 -43.44 53.83 36.21 10.01 32.22 113 301 PEAK	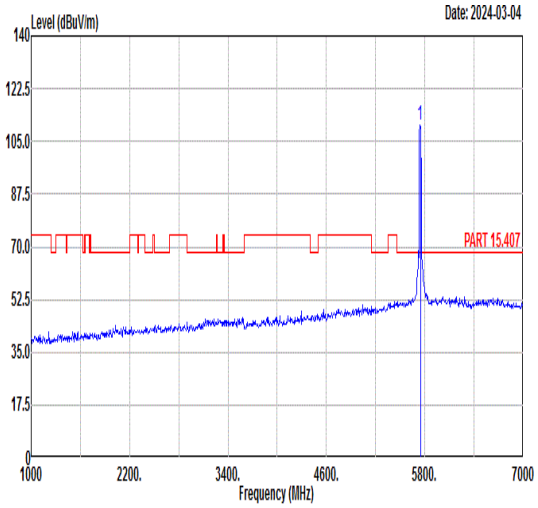 Freq Level Limit Line Margin (dB) Read Level Ant Factor Cable Loss Preamp Factor APos TPos Remark 1 5745.00 110.60 ------ ------ 96.55 36.24 10.05 32.24 113 301 PEAK
Avg	Blank	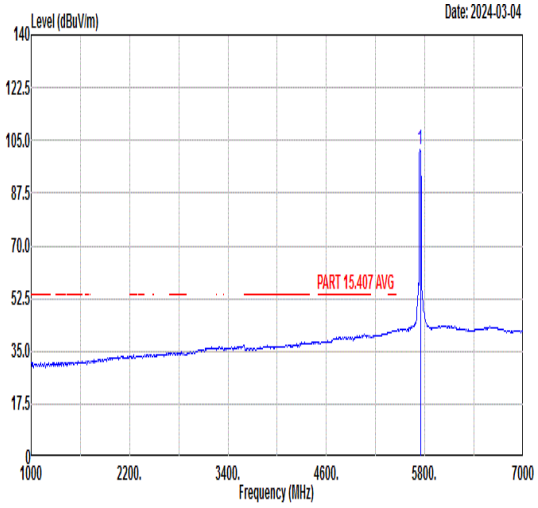 Freq Level Limit Line Margin (dB) Read Level Ant Factor Cable Loss Preamp Factor APos TPos Remark 1 5745.00 101.80 ------ ------ 87.75 36.24 10.05 32.24 113 301 AVERAGE

Mode	104	
	Band Edge	
	U-NII-3_5.725-5.85_802.11ax HE20_CH149_Full RU_5745MHz	
ANT	5+7	
Pol.	Vertical	Fundamental
Peak	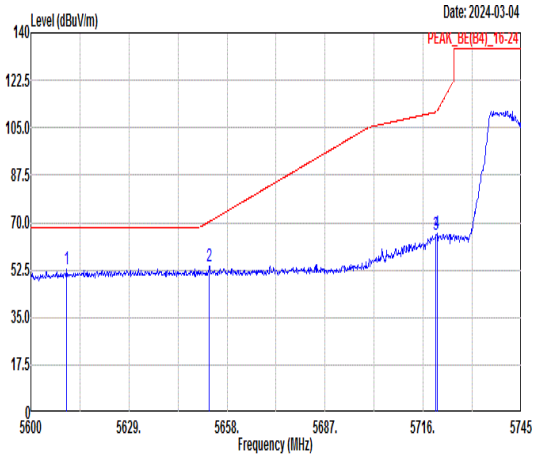 Freq Level Limit Line Margin (dB) Read Level Ant Factor Cable Loss Preamp Factor APos TPos Remark 1 5610.44 53.05 68.30 -15.25 39.33 36.05 9.78 32.11 307 256 PEAK 2 5652.78 53.99 70.36 -16.37 40.16 36.11 9.87 32.15 307 256 PEAK 3 5719.77 65.57 110.74 -45.17 51.57 36.21 10.01 32.22 307 256 PEAK 4 5720.06 66.08 110.94 -44.86 52.08 36.21 10.01 32.22 307 256 PEAK	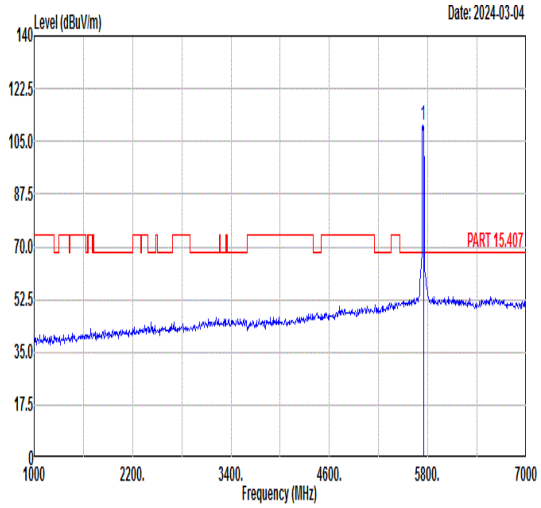 Freq Level Limit Line Margin (dB) Read Level Ant Factor Cable Loss Preamp Factor APos TPos Remark 1 5745.00 110.48 ------ ------ 96.43 36.24 10.05 32.24 307 256 PEAK
Avg	Blank	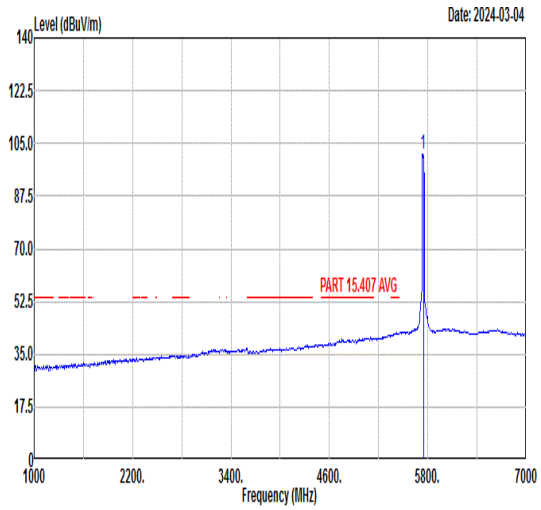 Freq Level Limit Line Margin (dB) Read Level Ant Factor Cable Loss Preamp Factor APos TPos Remark 1 5745.00 101.56 ------ ------ 87.51 36.24 10.05 32.24 307 256 AVERAGE

Mode	104	
	Harmonic	
	U-NII-3_5.725-5.85_802.11ax HE20_CH149_Full RU_5745MHz	
ANT	5+7	
Pol.	Horizontal	Vertical
Peak Avg	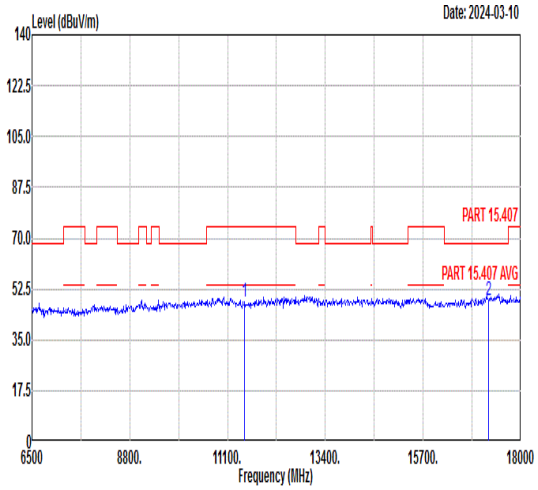 Freq Level Limit Line Margin Read Level Ant Factor Cable Loss Preamp Factor APos TPos Remark MHz dBuV/m dBuV/m dB dBuV dB/m dB dB cm deg 1 11490.00 48.09 74.00 -25.91 59.46 39.20 12.87 63.44 --- --- Peak 2 17235.00 48.84 68.30 -19.46 56.56 41.86 15.72 65.30 --- --- Peak	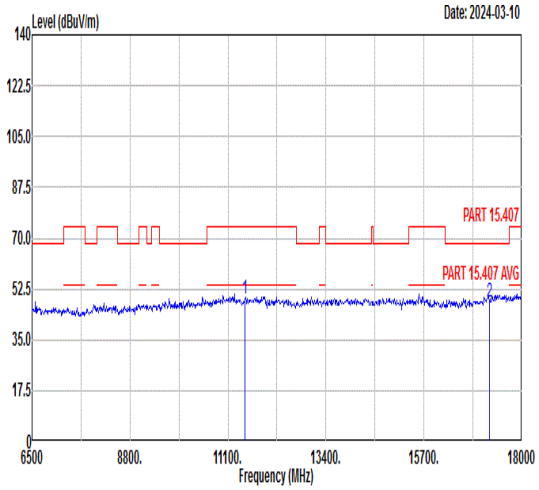 Freq Level Limit Line Margin Read Level Ant Factor Cable Loss Preamp Factor APos TPos Remark MHz dBuV/m dBuV/m dB dBuV dB/m dB dB cm deg 1 11490.00 49.07 74.00 -24.93 60.44 39.20 12.87 63.44 --- --- Peak 2 17235.00 48.19 68.30 -20.11 55.91 41.86 15.72 65.30 --- --- Peak

Mode	105	
	Harmonic	
	U-NII-3_5.725-5.85_802.11ax HE20_CH157_Full RU_5785MHz	
ANT	5+7	
Pol.	Horizontal	Vertical
Peak Avg	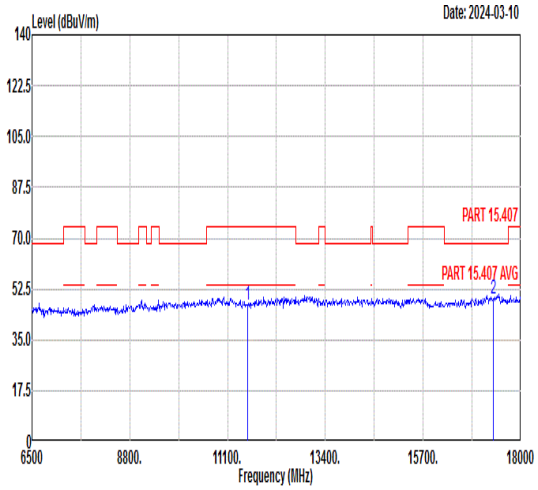 Freq Level Limit Line Margin Read Level Ant Factor Cable Loss Preamp Factor APos TPos Remark MHz dBuV/m dBuV/m dB dBuV dB/m dB dB cm deg 1 11570.00 46.97 74.00 -27.03 58.26 39.23 12.93 63.45 --- --- Peak 2 17355.00 49.30 68.30 -19.00 56.86 41.99 15.81 65.36 --- --- Peak	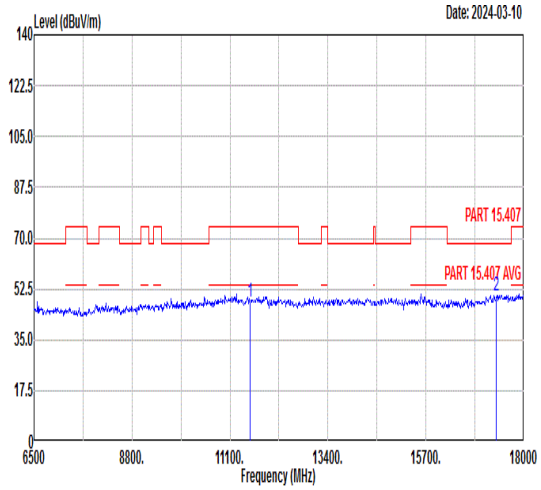 Freq Level Limit Line Margin Read Level Ant Factor Cable Loss Preamp Factor APos TPos Remark MHz dBuV/m dBuV/m dB dBuV dB/m dB dB cm deg 1 11570.00 48.27 74.00 -25.73 59.56 39.23 12.93 63.45 --- --- Peak 2 17355.00 50.33 68.30 -17.97 57.89 41.99 15.81 65.36 --- --- Peak

Mode	106	
	Band Edge	
	U-NII-3_5.725-5.85_802.11ax HE20_CH165_Full RU_5825MHz	
ANT	5+7	
Pol.	Horizontal	Fundamental
Peak	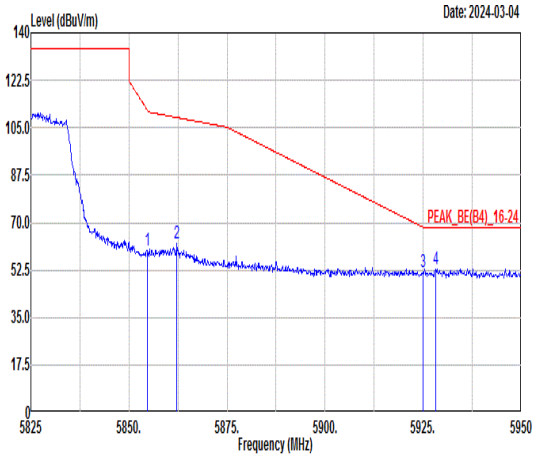 Freq Level Limit Line Margin (dB) Read Level Ant Factor Cable Loss Preamp Factor APos TPos Remark 1 5854.63 59.60 111.65 -52.05 45.26 36.40 10.29 32.35 100 297 PEAK 2 5862.25 62.60 108.77 -46.17 48.24 36.41 10.31 32.36 100 297 PEAK 3 5925.00 51.75 68.30 -16.55 37.24 36.49 10.44 32.42 100 297 PEAK 4 5928.13 52.82 68.30 -15.48 38.30 36.50 10.45 32.43 100 297 PEAK	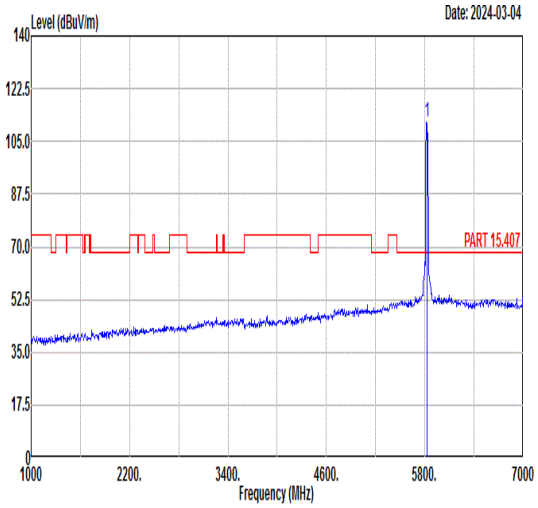 Freq Level Limit Line Margin (dB) Read Level Ant Factor Cable Loss Preamp Factor APos TPos Remark 1 5825.00 111.29 ------ ------ 97.05 36.35 10.21 32.32 100 297 PEAK
Avg	Blank	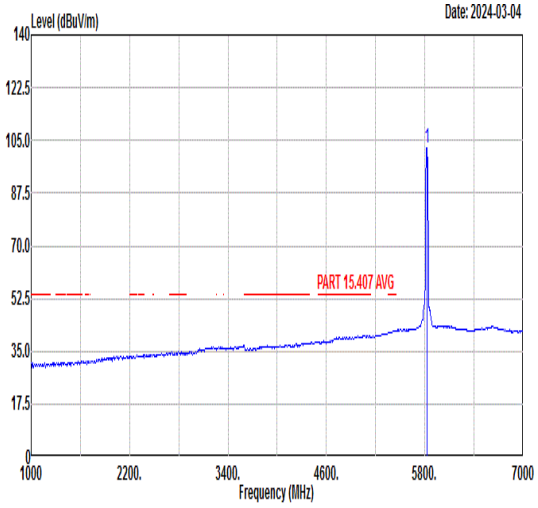 Freq Level Limit Line Margin (dB) Read Level Ant Factor Cable Loss Preamp Factor APos TPos Remark 1 5825.00 102.61 ------ ------ 88.35 36.35 10.23 32.32 100 297 AVERAGE

Mode	106	
	Band Edge	
	U-NII-3_5.725-5.85_802.11ax HE20_CH165_Full RU_5825MHz	
ANT	5+7	
Pol.	Vertical	Fundamental
Peak	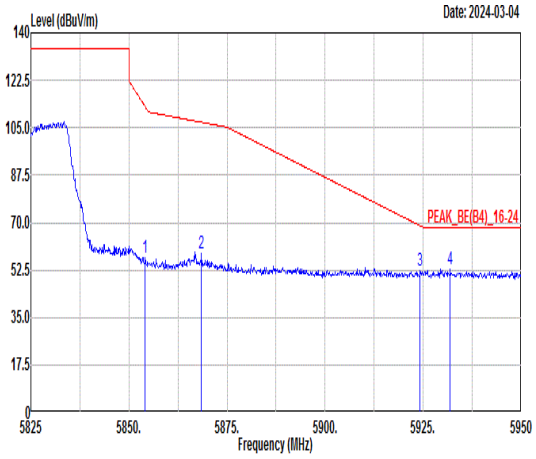 Freq Level Limit Line Margin (dB) Read Level Ant Factor Cable Loss Preamp Factor APos TPos Remark 1 5854.13 57.05 112.79 -55.74 42.71 36.40 10.29 32.35 341 247 PEAK 2 5868.50 58.81 107.02 -48.21 44.44 36.42 10.32 32.37 341 247 PEAK 3 5924.25 52.39 68.85 -16.46 37.88 36.49 10.44 32.42 341 247 PEAK 4 5931.88 52.79 68.30 -15.51 38.27 36.50 10.45 32.43 341 247 PEAK	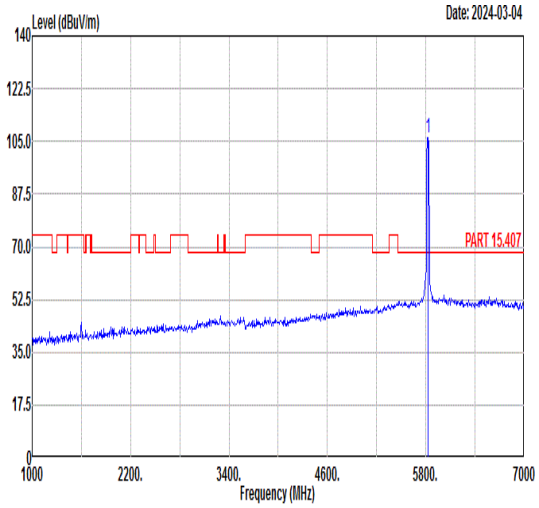 Freq Level Limit Line Margin (dB) Read Level Ant Factor Cable Loss Preamp Factor APos TPos Remark 1 5825.00 106.28 ------ ------ 92.02 36.35 10.23 32.32 341 247 PEAK
Avg	Blank	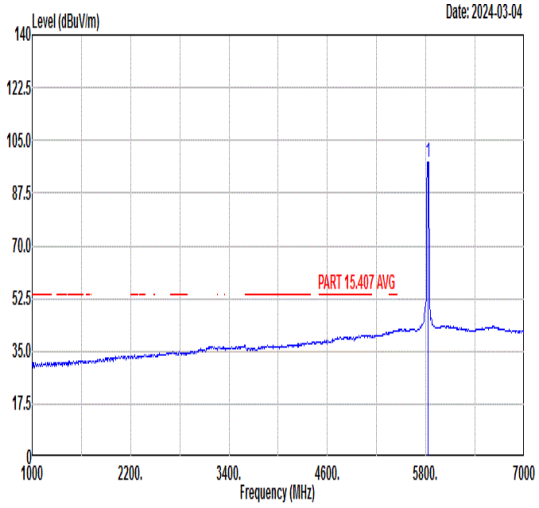 Freq Level Limit Line Margin (dB) Read Level Ant Factor Cable Loss Preamp Factor APos TPos Remark 1 5825.00 97.98 ------ ------ 83.74 36.35 10.21 32.32 341 247 AVERAGE

Mode	106	
	Harmonic	
	U-NII-3_5.725-5.85_802.11ax HE20_CH165_Full RU_5825MHz	
ANT	5+7	
Pol.	Horizontal	Vertical
Peak Avg	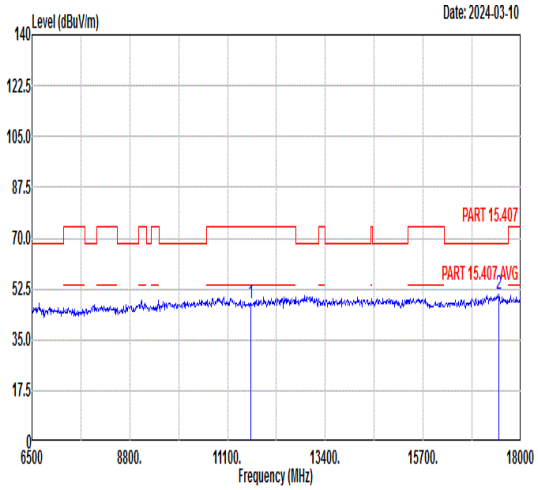 Freq Level Limit Line Margin Read Level Ant Factor Cable Loss Preamp Factor APos TPos Remark MHz dBuV/m dBuV/m dB dBuV dB/m dB dB cm deg 1 11650.00 47.55 74.00 -26.45 58.75 39.26 12.99 63.45 --- --- Peak 2 17475.00 50.56 68.30 -17.74 57.97 42.12 15.90 65.43 --- --- Peak	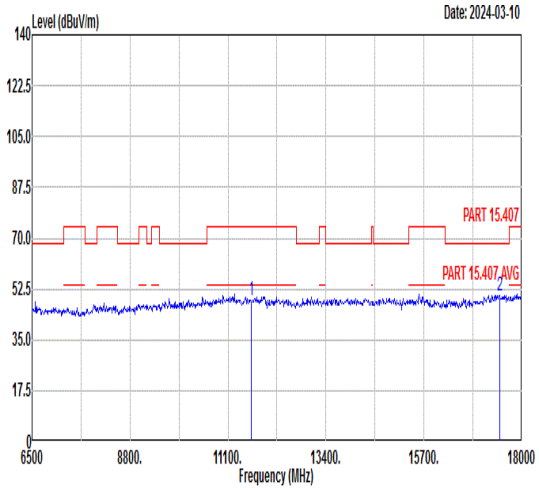 Freq Level Limit Line Margin Read Level Ant Factor Cable Loss Preamp Factor APos TPos Remark MHz dBuV/m dBuV/m dB dBuV dB/m dB dB cm deg 1 11650.00 48.49 74.00 -25.51 59.69 39.26 12.99 63.45 --- --- Peak 2 17475.00 50.33 68.30 -17.97 57.74 42.12 15.90 65.43 --- --- Peak

Mode	107	
	Band Edge - L	
	U-NII-3_5.725-5.85_802.11ax HE40_CH151_Full RU_5755MHz	
ANT	5+7	
Pol.	Horizontal	Fundamental
Peak	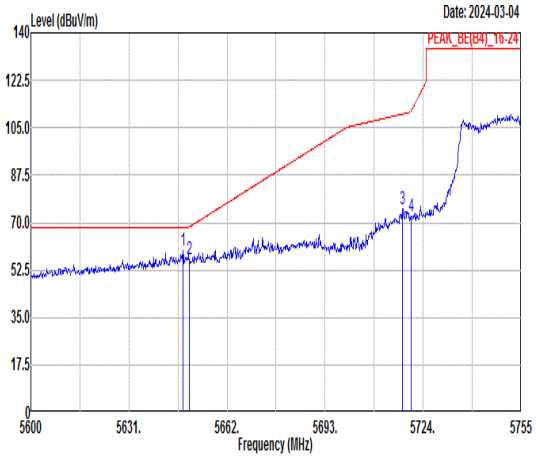 Freq Level Limit Line Margin (dB) Read Level Ant Factor Cable Loss Preamp Factor APos TPos Remark 1 5648.05 59.96 68.30 -8.34 46.14 36.11 9.86 32.15 100 293 PEAK 2 5650.07 56.76 68.35 -11.59 42.94 36.11 9.86 32.15 100 293 PEAK 3 5717.49 74.99 110.10 -35.11 61.01 36.20 10.00 32.22 100 293 PEAK 4 5720.13 72.28 111.09 -38.81 58.28 36.21 10.01 32.22 100 293 PEAK	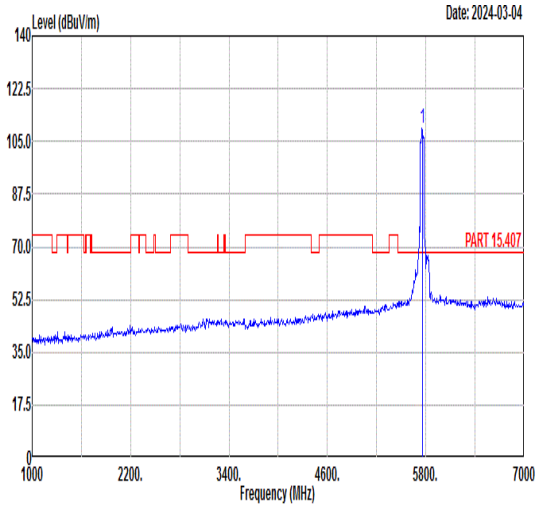 Freq Level Limit Line Margin (dB) Read Level Ant Factor Cable Loss Preamp Factor APos TPos Remark 1 5755.00 109.34 ------ ------ 95.26 36.25 10.08 32.25 100 293 PEAK
Avg	Blank	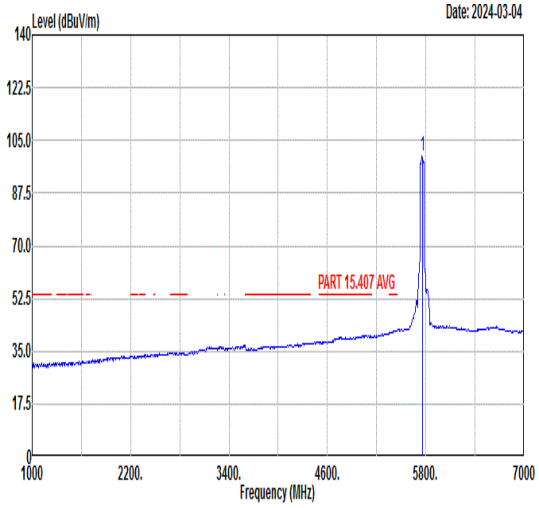 Freq Level Limit Line Margin (dB) Read Level Ant Factor Cable Loss Preamp Factor APos TPos Remark 1 5755.00 99.73 ------ ------ 85.65 36.25 10.08 32.25 100 293 AVERAGE

Mode	107	
	Band Edge - R	
	U-NII-3_5.725-5.85_802.11ax HE40_CH151_Full RU_5755MHz	
ANT	5+7	
Pol.	Horizontal	Fundamental
Peak	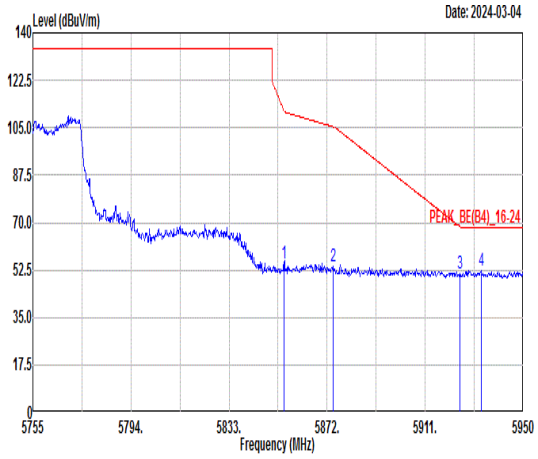 Freq Level Limit Line Margin (dB) Read Level Ant Factor Cable Loss Preamp Factor APos TPos Remark MHz dBuV/m dBuV/m dBuV dB/m dB dB cm deg 1 5854.84 55.18 111.17 -55.99 40.84 36.40 10.29 32.35 100 293 PEAK 2 5874.34 53.95 105.38 -51.43 39.57 36.42 10.33 32.37 100 293 PEAK 3 5924.85 51.38 68.41 -17.03 36.87 36.49 10.44 32.42 100 293 PEAK 4 5933.23 52.45 68.30 -15.85 37.91 36.51 10.46 32.43 100 293 PEAK	Blank

Mode	107	
	Band Edge - L	
	U-NII-3_5.725-5.85_802.11ax HE40_CH151_Full RU_5755MHz	
ANT	5+7	
Pol.	Vertical	Fundamental
Peak	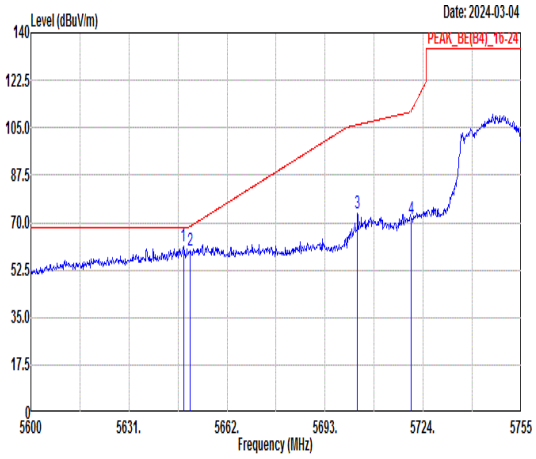 Freq Level Limit Line Margin (dB) Read Level Ant Factor Cable Loss Preamp Factor APos TPos Remark MHz dBuV/m dBuV/m dBuV dB/m dB dB cm deg 1 5648.21 61.04 68.30 -7.26 47.22 36.11 9.86 32.15 308 255 PEAK 2 5650.38 59.64 68.58 -8.94 45.82 36.11 9.86 32.15 308 255 PEAK 3 5703.23 73.35 106.11 -32.76 59.40 36.18 9.97 32.20 308 255 PEAK 4 5720.13 71.41 111.09 -39.68 57.41 36.21 10.01 32.22 308 255 PEAK	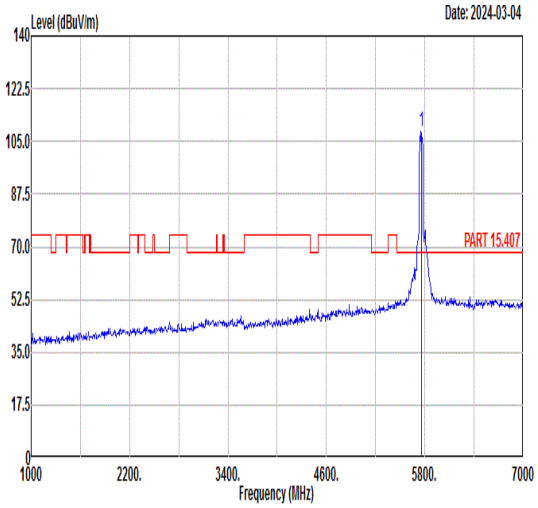 Freq Level Limit Line Margin (dB) Read Level Ant Factor Cable Loss Preamp Factor APos TPos Remark MHz dBuV/m dBuV/m dBuV dB/m dB dB cm deg 1 5755.00 108.25 ------ ------ 94.20 36.24 10.06 32.25 308 255 PEAK
Avg	Blank	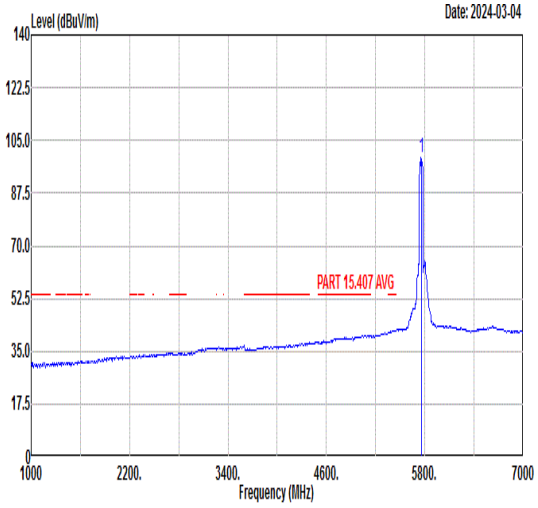 Freq Level Limit Line Margin (dB) Read Level Ant Factor Cable Loss Preamp Factor APos TPos Remark MHz dBuV/m dBuV/m dBuV dB/m dB dB cm deg 1 5755.00 99.14 ------ ------ 85.09 36.24 10.06 32.25 308 255 AVERAGE

Mode	107	
	Band Edge - R	
	U-NII-3_5.725-5.85_802.11ax HE40_CH151_Full RU_5755MHz	
ANT	5+7	
Pol.	Vertical	Fundamental
Peak	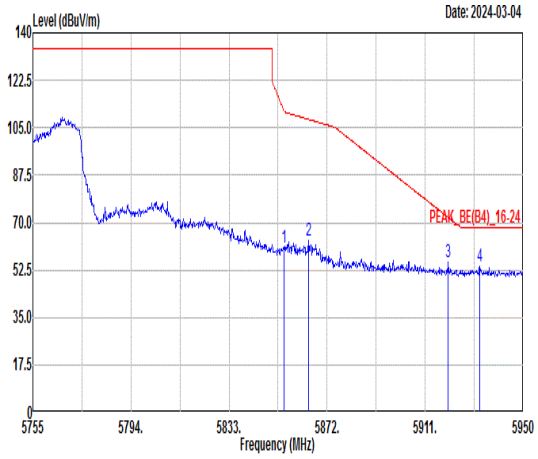 Freq Level Limit Line Margin (dB) Read Level Ant Factor Cable Loss Preamp Factor APos TPos Remark MHz dBuV/m dBuV/m dBuV dB/m dB dB cm deg 1 5854.84 60.56 111.17 -50.61 46.22 36.40 10.29 32.35 308 255 PEAK 2 5864.59 63.52 108.11 -44.59 49.16 36.41 10.31 32.36 308 255 PEAK 3 5920.17 55.34 71.85 -16.51 40.84 36.49 10.43 32.42 308 255 PEAK 4 5932.65 53.85 68.30 -14.45 39.31 36.51 10.46 32.43 308 255 PEAK	Blank

Mode	107	
	Harmonic	
	U-NII-3_5.725-5.85_802.11ax HE40_CH151_Full RU_5755MHz	
ANT	5+7	
Pol.	Horizontal	Vertical
Peak Avg	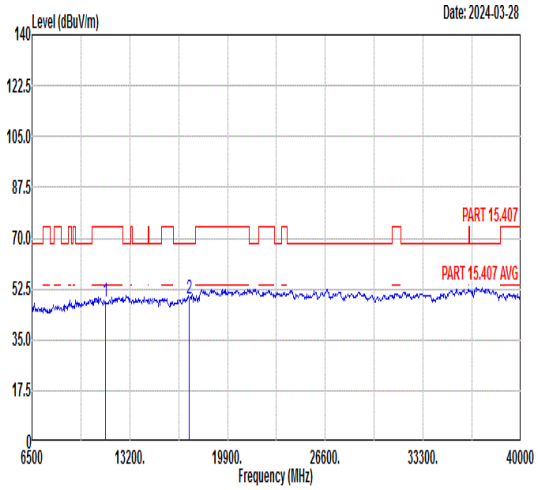 Freq Level Limit Line Margin Read Level Ant Factor Cable Loss Preamp Factor APos TPos Remark MHz dBuV/m dBuV/m dB dBuV dB/m dB dB cm deg 1 11510.00 48.09 74.00 -25.91 59.45 39.20 12.89 63.45 --- --- Peak 2 17265.00 49.04 68.30 -19.26 56.73 41.89 15.74 65.32 --- --- Peak	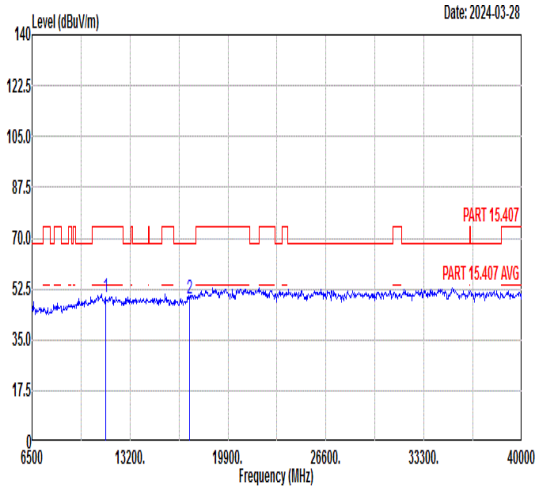 Freq Level Limit Line Margin Read Level Ant Factor Cable Loss Preamp Factor APos TPos Remark MHz dBuV/m dBuV/m dB dBuV dB/m dB dB cm deg 1 11510.00 49.43 74.00 -24.57 60.79 39.20 12.89 63.45 --- --- Peak 2 17265.00 49.01 68.30 -19.29 56.70 41.89 15.74 65.32 --- --- Peak

Mode	108	
	Band Edge - L	
	U-NII-3_5.725-5.85_802.11ax HE40_CH159_Full RU_5795MHz	
ANT	5+7	
Pol.	Horizontal	Fundamental
Peak	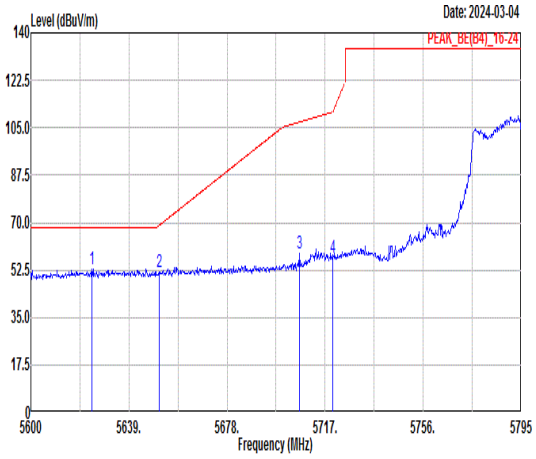 Freq Level Limit Line Margin (dB) Read Level Ant Factor Cable Loss Preamp Factor APos TPos Remark 1 5624.38 53.02 68.30 -15.28 39.26 36.07 9.81 32.12 100 293 PEAK 2 5650.90 51.74 68.96 -17.22 37.92 36.11 9.86 32.15 100 293 PEAK 3 5706.67 58.59 107.07 -48.48 44.63 36.19 9.98 32.21 100 293 PEAK 4 5720.12 57.08 111.07 -53.99 43.08 36.21 10.01 32.22 100 293 PEAK	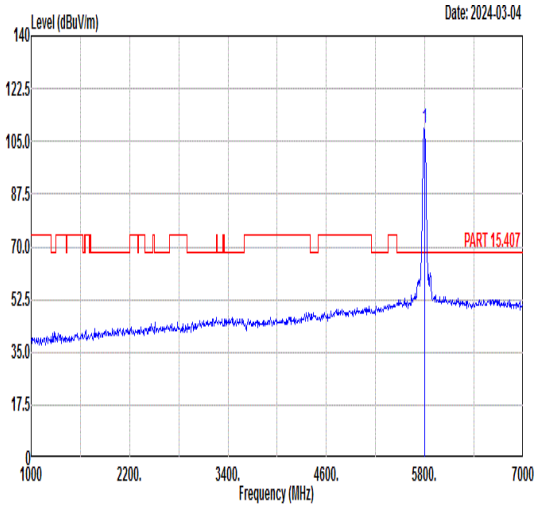 Freq Level Limit Line Margin (dB) Read Level Ant Factor Cable Loss Preamp Factor APos TPos Remark 1 5795.00 109.21 ------ ------ 95.05 36.30 10.15 32.29 100 293 PEAK
Avg	Blank	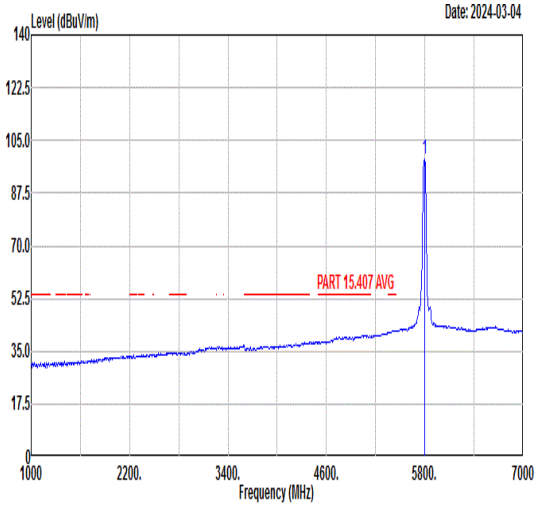 Freq Level Limit Line Margin (dB) Read Level Ant Factor Cable Loss Preamp Factor APos TPos Remark 1 5795.00 98.75 ------ ------ 84.57 36.31 10.16 32.29 100 293 AVERAGE

Mode	108	
	Band Edge - R	
	U-NII-3_5.725-5.85_802.11ax HE40_CH159_Full RU_5795MHz	
ANT	5+7	
Pol.	Horizontal	Fundamental
Peak	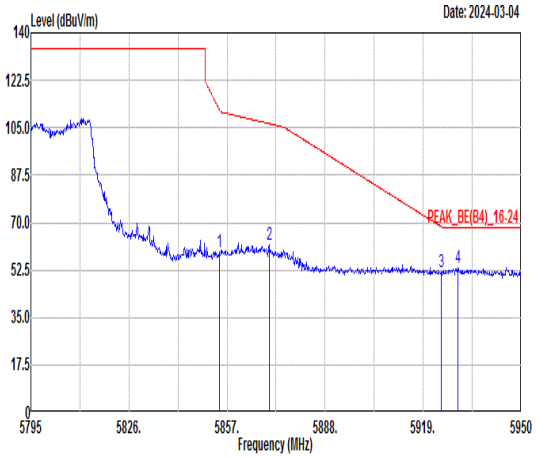 Freq Level Limit Line Margin (dB) Read Level Ant Factor Cable Loss Preamp Factor APos TPos Remark MHz dBuV/m dBuV/m dBuV dB/m dB dB cm deg 1 5854.68 59.33 111.54 -52.21 44.99 36.40 10.29 32.35 100 293 PEAK 2 5870.33 61.60 106.51 -44.91 47.23 36.42 10.32 32.37 100 293 PEAK 3 5924.74 52.03 68.49 -16.46 37.52 36.49 10.44 32.42 100 293 PEAK 4 5930.01 53.44 68.30 -14.86 38.92 36.50 10.45 32.43 100 293 PEAK	Blank

Mode	108	
	Band Edge - L	
	U-NII-3_5.725-5.85_802.11ax HE40_CH159_Full RU_5795MHz	
ANT	5+7	
Pol.	Vertical	Fundamental
Peak	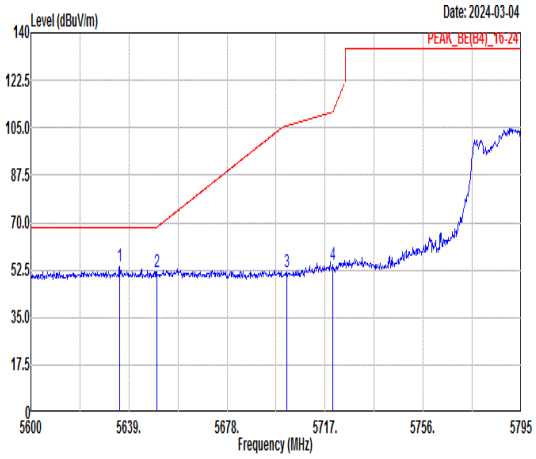 Freq Level Limit Line Margin (dB) Read Level Ant Factor Cable Loss Preamp Factor APos TPos Remark MHz dBuV/m dBuV/m dBuV dB/m dB dB cm deg 1 5635.30 53.96 68.30 -14.34 40.18 36.09 9.83 32.14 359 265 PEAK 2 5650.12 51.57 68.39 -16.82 37.75 36.11 9.86 32.15 359 265 PEAK 3 5701.79 51.99 105.70 -53.71 38.04 36.18 9.97 32.20 359 265 PEAK 4 5720.12 54.44 111.07 -56.63 40.44 36.21 10.01 32.22 359 265 PEAK	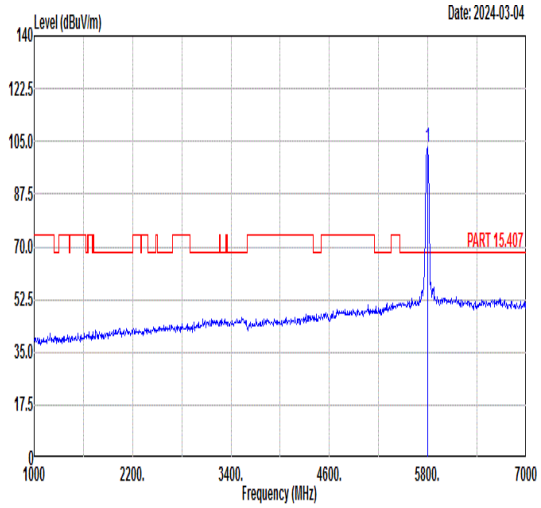 Freq Level Limit Line Margin (dB) Read Level Ant Factor Cable Loss Preamp Factor APos TPos Remark MHz dBuV/m dBuV/m dBuV dB/m dB dB cm deg 1 5795.00 103.04 ------ ------ 88.86 36.31 10.16 32.29 359 265 PEAK
Avg	Blank	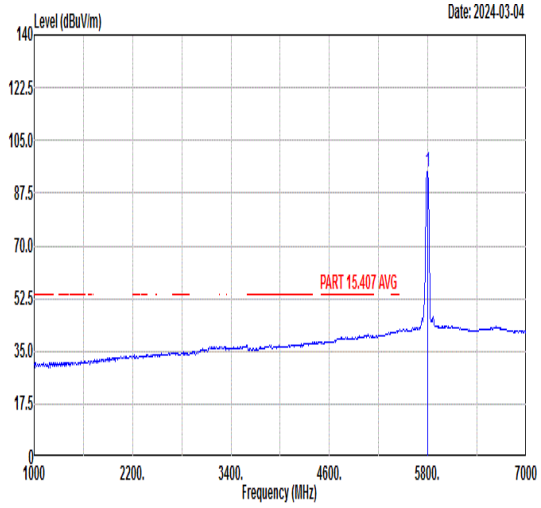 Freq Level Limit Line Margin (dB) Read Level Ant Factor Cable Loss Preamp Factor APos TPos Remark MHz dBuV/m dBuV/m dBuV dB/m dB dB cm deg 1 5795.00 94.74 ------ ------ 80.56 36.31 10.16 32.29 359 265 AVERAGE

Mode	108	
	Band Edge - R	
	U-NII-3_5.725-5.85_802.11ax HE40_CH159_Full RU_5795MHz	
ANT	5+7	
Pol.	Vertical	Fundamental
Peak	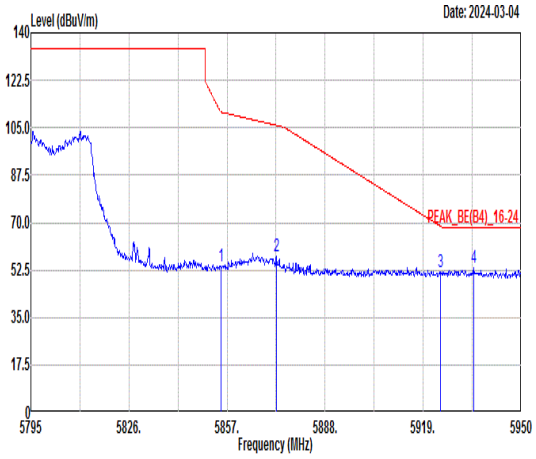 Freq Level Limit Line Margin (dB) Read Level Ant Factor Cable Loss Preamp Factor APos TPos Remark MHz dBuV/m dBuV/m dBuV dB/m dB dB cm deg 1 5854.99 53.86 110.83 -56.97 39.52 36.40 10.29 32.35 359 265 PEAK 2 5872.66 57.38 105.86 -48.48 43.00 36.42 10.33 32.37 359 265 PEAK 3 5924.58 51.99 68.61 -16.62 37.48 36.49 10.44 32.42 359 265 PEAK 4 5934.97 53.10 68.30 -15.20 38.56 36.51 10.46 32.43 359 265 PEAK	Blank

Mode	109
	Band Edge - L
	U-NII-3_5.725-5.85_802.11ax HE80_CH155_Full RU_5775MHz
ANT	5+7

Pol.	Horizontal	Fundamental
Peak	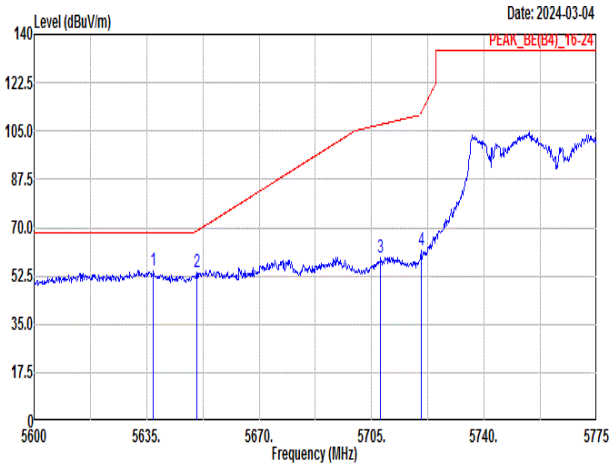 Freq Level Limit Line Margin (dB) Read Level Ant Factor Cable Loss Preamp Factor APos TPos Remark MHz dBuV/m dBuV/m dBuV dB/m dB dB cm deg 1 5637.10 54.63 68.30 -13.67 40.85 36.09 9.83 32.14 100 62 PEAK 2 5650.58 53.88 68.73 -14.85 40.06 36.11 9.86 32.15 100 62 PEAK 3 5707.80 58.97 107.39 -48.42 45.01 36.19 9.98 32.21 100 62 PEAK 4 5720.40 61.56 111.71 -50.15 47.56 36.21 10.01 32.22 100 62 PEAK	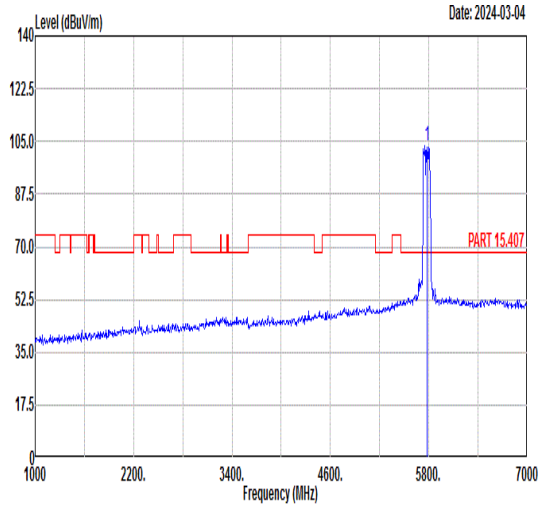 Freq Level Limit Line Margin (dB) Read Level Ant Factor Cable Loss Preamp Factor APos TPos Remark MHz dBuV/m dBuV/m dBuV dB/m dB dB cm deg 1 5775.00 103.45 ------ ------ 89.37 36.25 10.08 32.25 100 62 PEAK
Avg	Blank	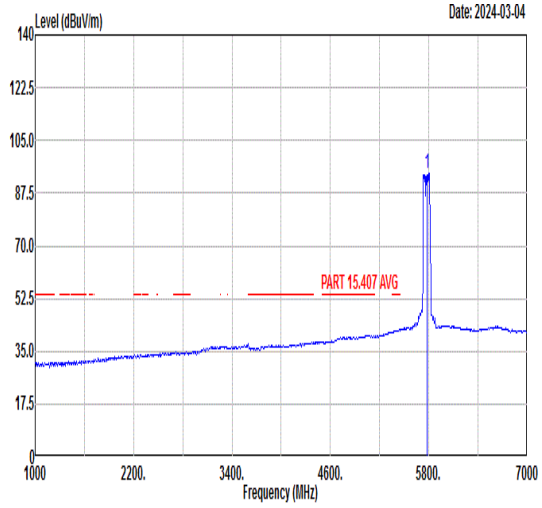 Freq Level Limit Line Margin (dB) Read Level Ant Factor Cable Loss Preamp Factor APos TPos Remark MHz dBuV/m dBuV/m dBuV dB/m dB dB cm deg 1 5775.00 94.13 ------ ------ 79.95 36.31 10.16 32.29 100 62 AVERAGE

Mode	109	
	Band Edge - R	
	U-NII-3_5.725-5.85_802.11ax HE80_CH155_Full RU_5775MHz	
ANT	5+7	
Pol.	Horizontal	Fundamental
Peak	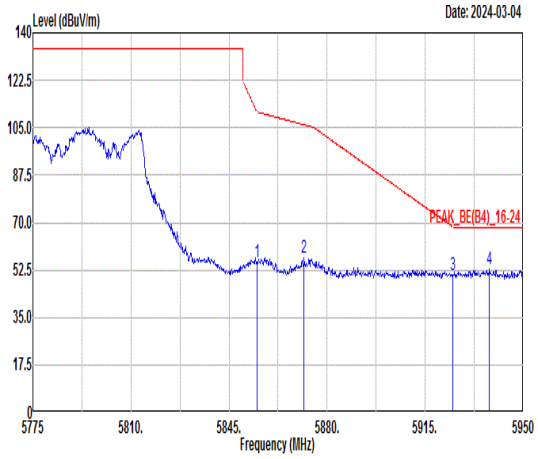 Freq Level Limit Line Margin (dB) Read Level Ant Factor Cable Loss Preamp Factor APos TPos Remark MHz dBuV/m dBuV/m dBuV dB/m dB dB cm deg 1 5854.98 55.67 110.86 -55.19 41.33 36.40 10.29 32.35 100 62 PEAK 2 5871.78 57.32 106.10 -48.78 42.94 36.42 10.33 32.37 100 62 PEAK 3 5924.98 50.47 68.32 -17.85 35.96 36.49 10.44 32.42 100 62 PEAK 4 5937.93 52.71 68.30 -15.59 38.17 36.51 10.47 32.44 100 62 PEAK	Blank

Mode	109	
	Band Edge - L	
	U-NII-3_5.725-5.85_802.11ax HE80_CH155_Full RU_5775MHz	
ANT	5+7	
Pol.	Vertical	Fundamental
Peak	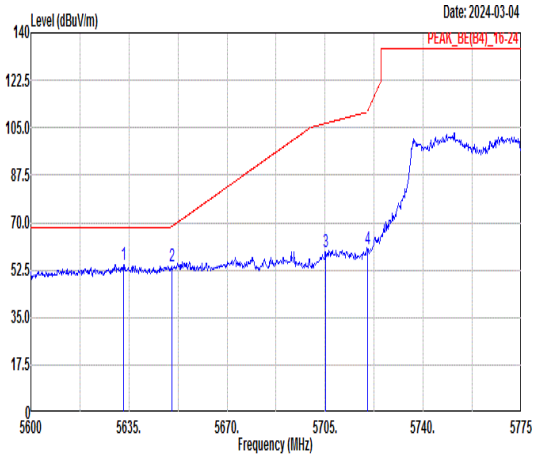 Freq Level Limit Line Margin (dB) Read Level Ant Factor Cable Loss Preamp Factor APos TPos Remark 1 5633.08 54.64 68.30 -13.66 40.85 36.09 9.83 32.13 300 257 PEAK 2 5650.23 53.67 68.47 -14.80 39.85 36.11 9.86 32.15 300 257 PEAK 3 5705.18 59.37 106.65 -47.28 45.41 36.19 9.98 32.21 300 257 PEAK 4 5720.23 60.23 111.31 -51.08 46.23 36.21 10.01 32.22 300 257 PEAK	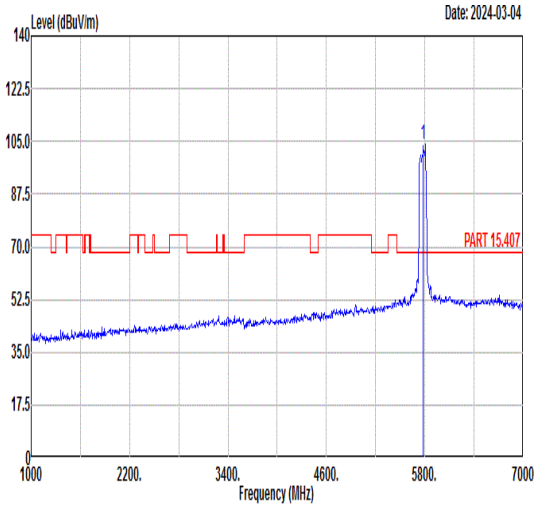 Freq Level Limit Line Margin (dB) Read Level Ant Factor Cable Loss Preamp Factor APos TPos Remark 1 5775.00 104.11 ------ ------ 89.88 36.34 10.20 32.31 300 257 PEAK
Avg	Blank	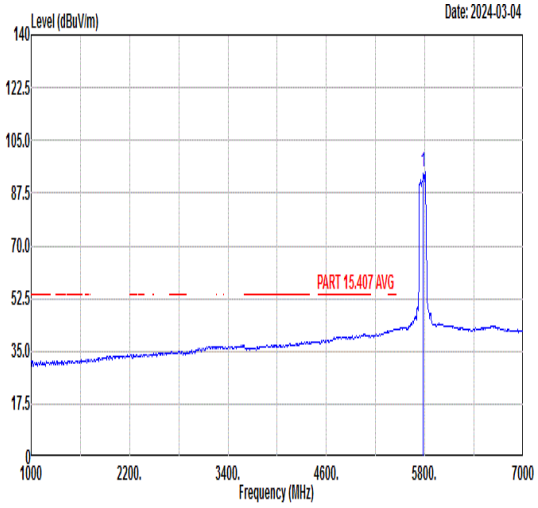 Freq Level Limit Line Margin (dB) Read Level Ant Factor Cable Loss Preamp Factor APos TPos Remark 1 5775.00 94.70 ------ ------ 80.47 36.34 10.20 32.31 300 257 AVERAGE

Mode	109	
	Band Edge - R	
	U-NII-3_5.725-5.85_802.11ax HE80_CH155_Full RU_5775MHz	
ANT	5+7	
Pol.	Vertical	Fundamental
Peak	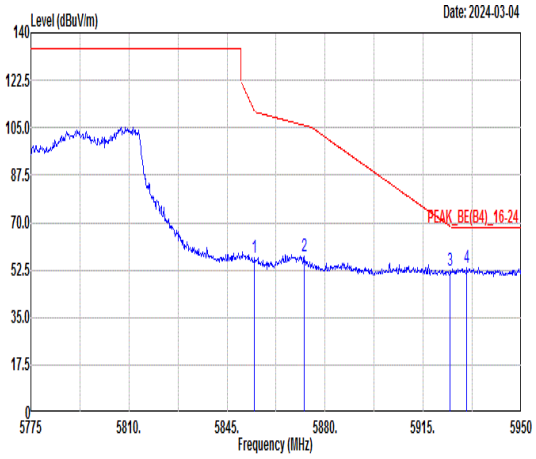 Freq Level Limit Line Margin (dB) Read Level Ant Factor Cable Loss Preamp Factor APos TPos Remark MHz dBuV/m dBuV/m dBuV dB/m dB dB cm deg 1 5854.80 57.15 111.26 -54.11 42.81 36.40 10.29 32.35 300 257 PEAK 2 5872.48 57.36 105.91 -48.55 42.98 36.42 10.33 32.37 300 257 PEAK 3 5924.63 52.19 68.58 -16.39 37.68 36.49 10.44 32.42 300 257 PEAK 4 5930.58 53.21 68.30 -15.09 38.69 36.50 10.45 32.43 300 257 PEAK	Blank

Mode	110	
	Band Edge	
	U-NII-3_5.725-5.85_802.11ax HE20_CH149_Partial RU52/37_5745MHz	
ANT	5+7	
Pol.	Horizontal	Fundamental
Peak	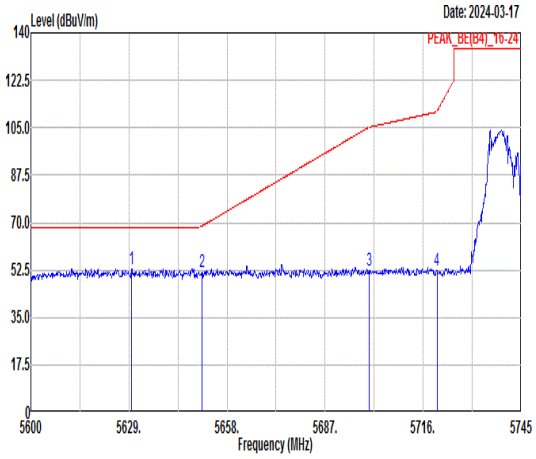 Freq Level Limit Line Margin (dB) Read Level Ant Factor Cable Loss Preamp Factor APos TPos Remark MHz dBuV/m dBuV/m dBuV dB/m dB dB cm deg 1 5629.73 53.04 68.30 -15.26 39.27 36.08 9.82 32.13 101 54 PEAK 2 5650.61 51.53 68.75 -17.22 37.71 36.11 9.86 32.15 101 54 PEAK 3 5700.05 52.45 105.21 -52.76 38.50 36.18 9.97 32.20 101 54 PEAK 4 5720.06 52.10 110.94 -58.84 38.10 36.21 10.01 32.22 101 54 PEAK	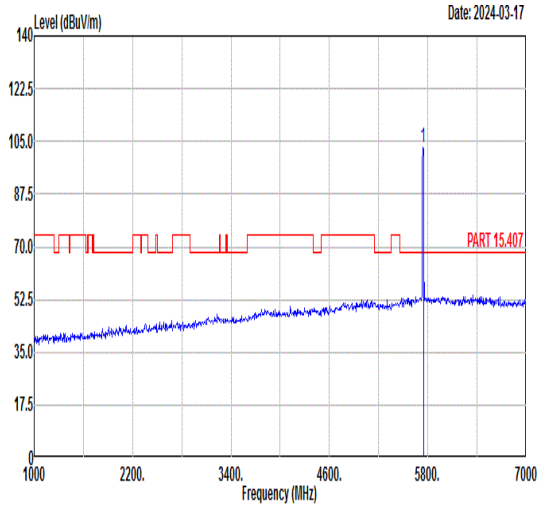 Freq Level Limit Line Margin (dB) Read Level Ant Factor Cable Loss Preamp Factor APos TPos Remark MHz dBuV/m dBuV/m dBuV dB/m dB dB cm deg 1 5745.00 103.25 ------ ------ 89.20 36.24 10.05 32.24 101 54 PEAK
Avg	Blank	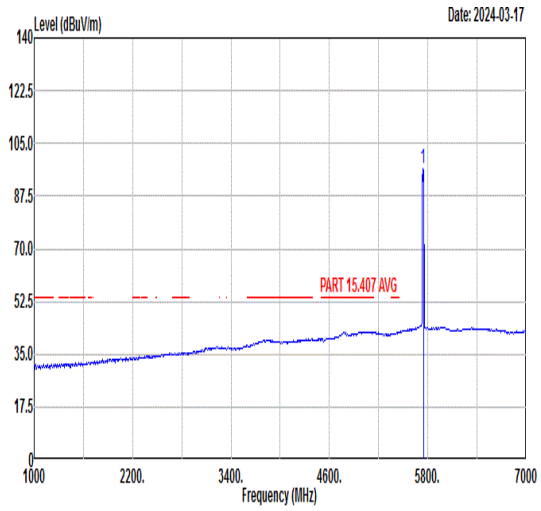 Freq Level Limit Line Margin (dB) Read Level Ant Factor Cable Loss Preamp Factor APos TPos Remark MHz dBuV/m dBuV/m dBuV dB/m dB dB cm deg 1 5745.00 96.53 ------ ------ 82.48 36.24 10.05 32.24 101 54 AVERAGE

Mode	110	
	Band Edge	
	U-NII-3_5.725-5.85_802.11ax HE20_CH149_Partial RU52/37_5745MHz	
ANT	5+7	
Pol.	Vertical	Fundamental
Peak	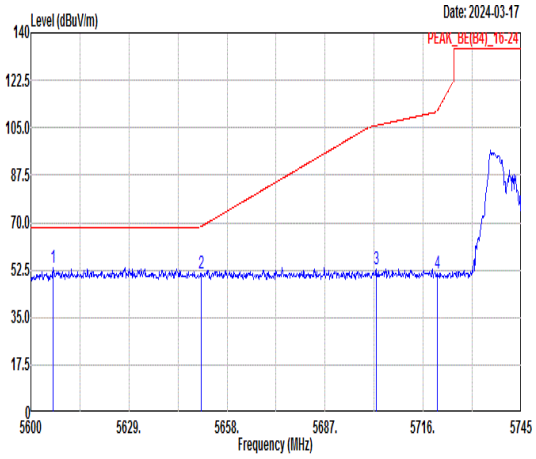 Freq Level Limit Line Margin (dB) Read Level Ant Factor Cable Loss Preamp Factor APos TPos Remark MHz dBuV/m dBuV/m dBuV dB/m dB dB cm deg 1 5606.67 53.56 68.30 -14.74 39.85 36.05 9.77 32.11 200 0 PEAK 2 5650.32 51.49 68.53 -17.04 37.67 36.11 9.86 32.15 200 0 PEAK 3 5702.23 52.83 105.82 -52.99 38.88 36.18 9.97 32.20 200 0 PEAK 4 5720.21 50.98 111.27 -60.29 36.98 36.21 10.01 32.22 200 0 PEAK	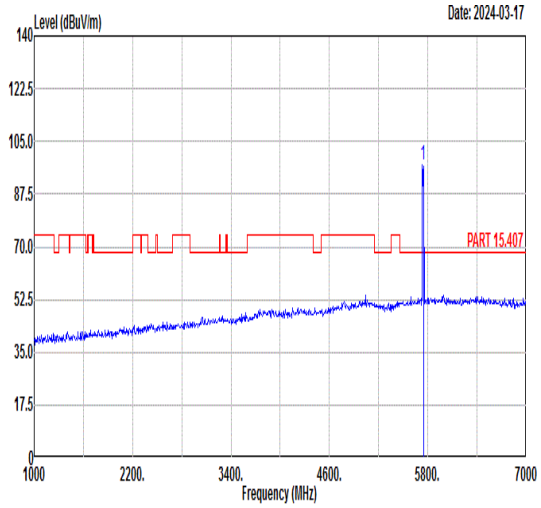 Freq Level Limit Line Margin (dB) Read Level Ant Factor Cable Loss Preamp Factor APos TPos Remark MHz dBuV/m dBuV/m dBuV dB/m dB dB cm deg 1 5745.00 96.97 ------ ------ 82.93 36.23 10.04 32.23 200 0 PEAK
Avg	Blank	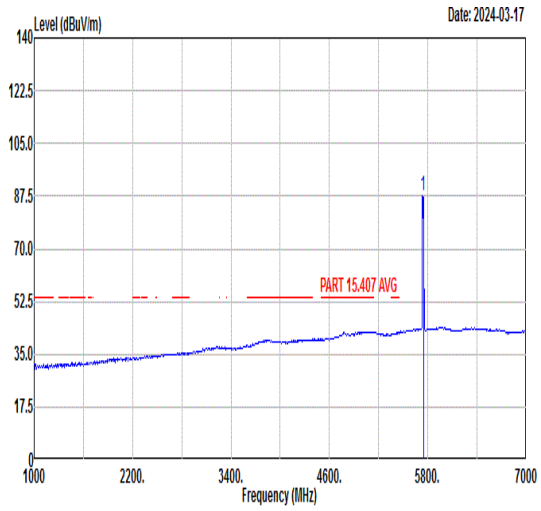 Freq Level Limit Line Margin (dB) Read Level Ant Factor Cable Loss Preamp Factor APos TPos Remark MHz dBuV/m dBuV/m dBuV dB/m dB dB cm deg 1 5745.00 87.77 ------ ------ 73.73 36.23 10.04 32.23 200 0 AVERAGE

Mode	111	
	Band Edge	
	U-NII-3_5.725-5.85_802.11ax HE20_CH165_Partial RU52/40_5825MHz	
ANT	5+7	
Pol.	Horizontal	Fundamental
Peak	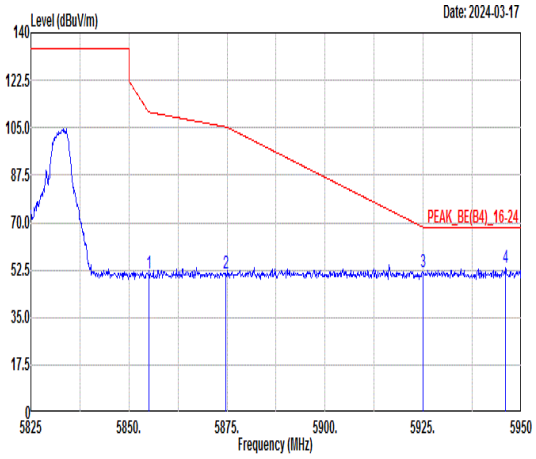 Freq Level Limit Line Margin (dB) Read Level Ant Factor Cable Loss Preamp Factor APos TPos Remark MHz dBuV/m dBuV/m dBuV dB/m dB dB cm deg 1 5855.00 51.02 110.80 -59.78 36.68 36.40 10.29 32.35 200 123 PEAK 2 5874.63 51.38 105.30 -53.92 37.00 36.42 10.33 32.37 200 123 PEAK 3 5924.88 51.64 68.39 -16.75 37.13 36.49 10.44 32.42 200 123 PEAK 4 5946.00 53.38 68.30 -14.92 38.83 36.52 10.48 32.45 200 123 PEAK	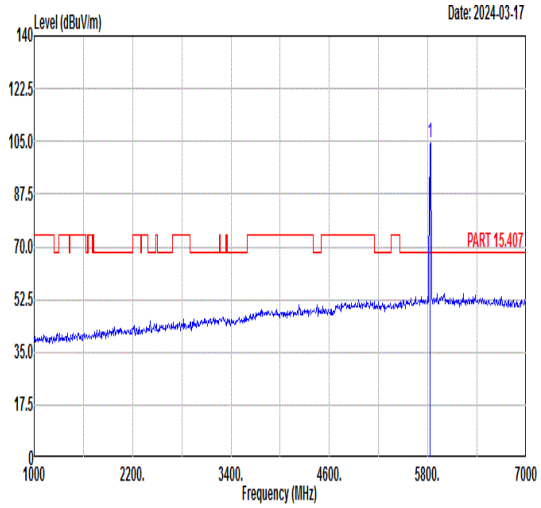 Freq Level Limit Line Margin (dB) Read Level Ant Factor Cable Loss Preamp Factor APos TPos Remark MHz dBuV/m dBuV/m dBuV dB/m dB dB cm deg 1 5825.00 104.41 ------ ------ 90.13 36.37 10.25 32.34 200 123 PEAK
Avg	Blank	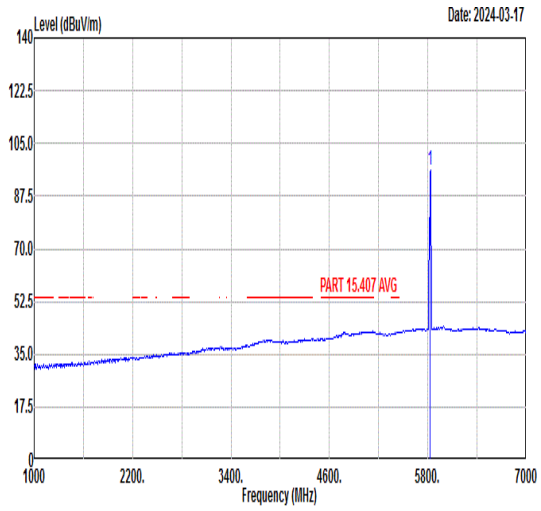 Freq Level Limit Line Margin (dB) Read Level Ant Factor Cable Loss Preamp Factor APos TPos Remark MHz dBuV/m dBuV/m dBuV dB/m dB dB cm deg 1 5825.00 96.30 ------ ------ 82.02 36.37 10.25 32.34 200 123 AVERAGE

Mode	111	
	Band Edge	
	U-NII-3_5.725-5.85_802.11ax HE20_CH165_Partial RU52/40_5825MHz	
ANT	5+7	
Pol.	Vertical	Fundamental
Peak	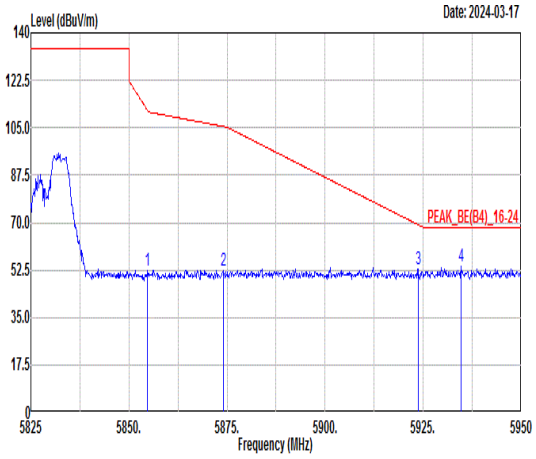 Freq Level Limit Line Margin (dB) Read Level Ant Factor Cable Loss Preamp Factor APos TPos Remark 1 5854.75 52.20 111.37 -59.17 37.86 36.40 10.29 32.35 400 1 PEAK 2 5874.00 52.07 105.48 -53.41 37.69 36.42 10.33 32.37 400 1 PEAK 3 5923.75 52.68 69.22 -16.54 38.17 36.49 10.44 32.42 400 1 PEAK 4 5934.75 53.97 68.30 -14.33 39.43 36.51 10.46 32.43 400 1 PEAK	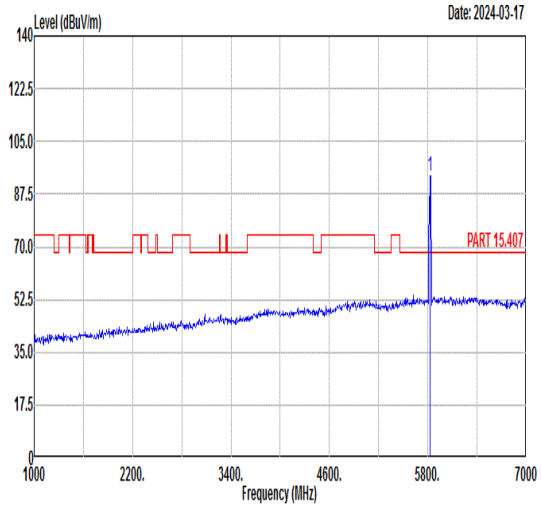 Freq Level Limit Line Margin (dB) Read Level Ant Factor Cable Loss Preamp Factor APos TPos Remark 1 5825.00 93.57 ------ ------ 79.30 36.36 10.24 32.33 400 1 PEAK
Avg	Blank	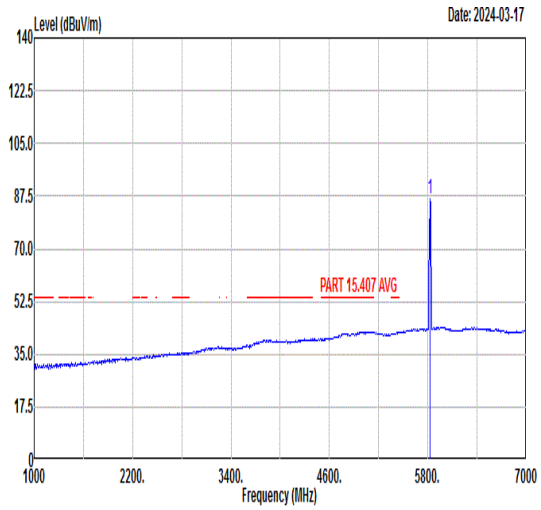 Freq Level Limit Line Margin (dB) Read Level Ant Factor Cable Loss Preamp Factor APos TPos Remark 1 5825.00 86.63 ------ ------ 72.36 36.36 10.24 32.33 400 1 AVERAGE

Mode	112	
	Band Edge	
	U-NII-3_5.725-5.85_802.11be EHT20_CH149_Full RU_5745MHz	
ANT	5+7	
Pol.	Horizontal	Fundamental
Peak	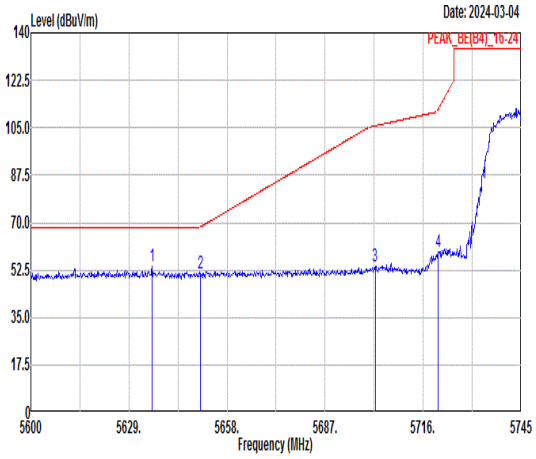 Freq Level Limit Line Margin (dB) Read Level Ant Factor Cable Loss Preamp Factor APos TPos Remark 1 5635.82 53.84 68.30 -14.46 40.06 36.09 9.83 32.14 100 61 PEAK 2 5650.17 51.31 68.43 -17.12 37.49 36.11 9.86 32.15 100 61 PEAK 3 5701.79 53.96 105.70 -51.74 40.01 36.18 9.97 32.20 100 61 PEAK 4 5720.35 59.18 111.60 -52.42 45.18 36.21 10.01 32.22 100 61 PEAK	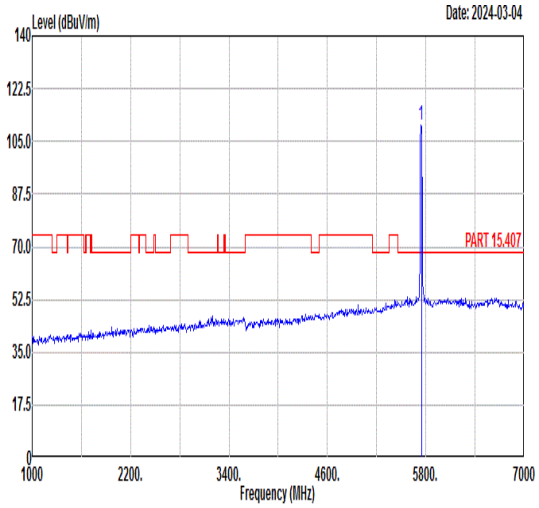 Freq Level Limit Line Margin (dB) Read Level Ant Factor Cable Loss Preamp Factor APos TPos Remark 1 5745.00 110.42 ------ ------ 96.37 36.24 10.05 32.24 100 61 PEAK
Avg	Blank	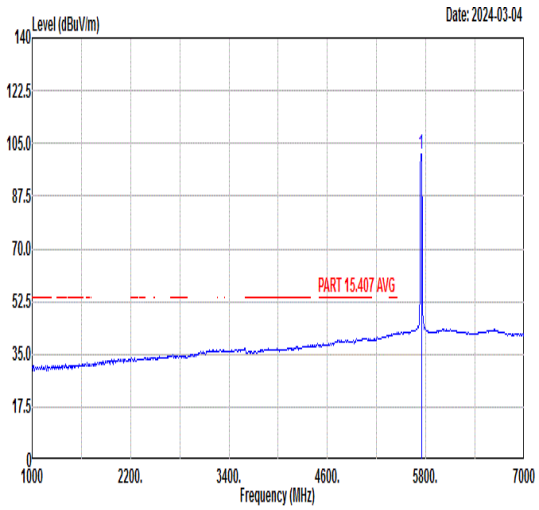 Freq Level Limit Line Margin (dB) Read Level Ant Factor Cable Loss Preamp Factor APos TPos Remark 1 5745.00 101.44 ------ ------ 87.39 36.24 10.05 32.24 100 61 AVERAGE

Mode	112	
	Band Edge	
	U-NII-3_5.725-5.85_802.11be EHT 20_CH149_Full RU_5745MHz	
ANT	5+7	
Pol.	Vertical	Fundamental
Peak	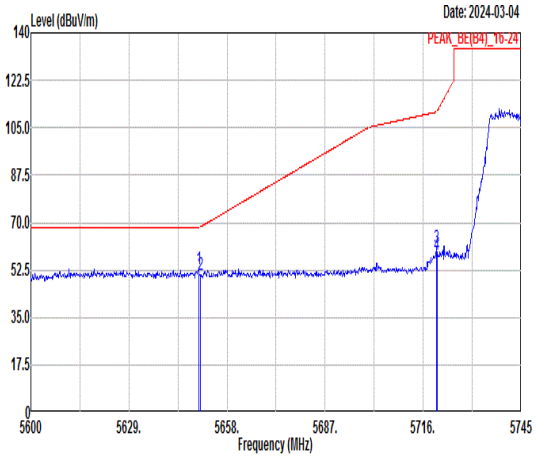 Freq Level Limit Line Margin (dB) Read Level Ant Factor Cable Loss Preamp Factor APos TPos Remark MHz dBuV/m dBuV/m dBuV dB/m dB dB cm deg 1 5649.59 52.71 68.30 -15.59 38.89 36.11 9.86 32.15 305 257 PEAK 2 5650.03 50.76 68.32 -17.56 36.94 36.11 9.86 32.15 305 257 PEAK 3 5719.92 60.63 110.78 -50.15 46.63 36.21 10.01 32.22 305 257 PEAK 4 5720.06 57.93 110.94 -53.01 43.93 36.21 10.01 32.22 305 257 PEAK	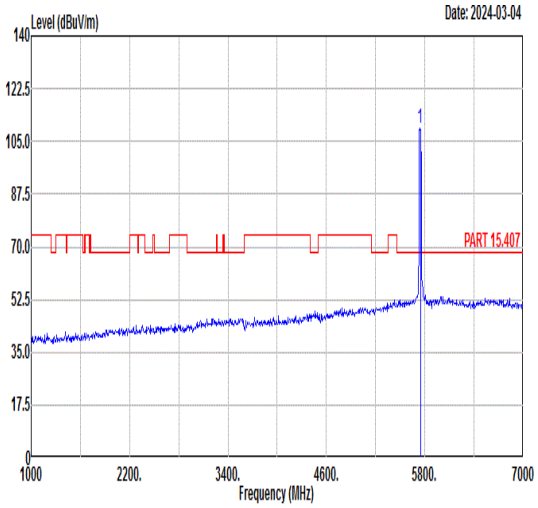 Freq Level Limit Line Margin (dB) Read Level Ant Factor Cable Loss Preamp Factor APos TPos Remark MHz dBuV/m dBuV/m dBuV dB/m dB dB cm deg 1 5745.00 109.25 ------ ------ 95.20 36.24 10.05 32.24 305 257 PEAK
Avg	Blank	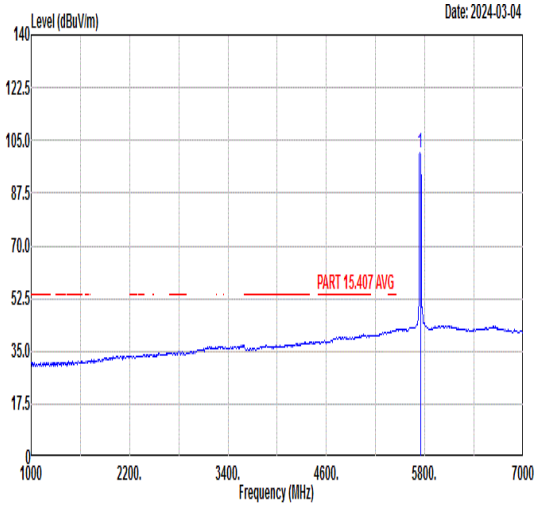 Freq Level Limit Line Margin (dB) Read Level Ant Factor Cable Loss Preamp Factor APos TPos Remark MHz dBuV/m dBuV/m dBuV dB/m dB dB cm deg 1 5745.00 100.90 ------ ------ 86.85 36.24 10.05 32.24 305 257 AVERAGE

Mode	112	
	Harmonic	
	U-NII-3_5.725-5.85_802.11be EHT 20_CH149_Full RU_5745MHz	
ANT	5+7	
Pol.	Horizontal	Vertical
Peak Avg	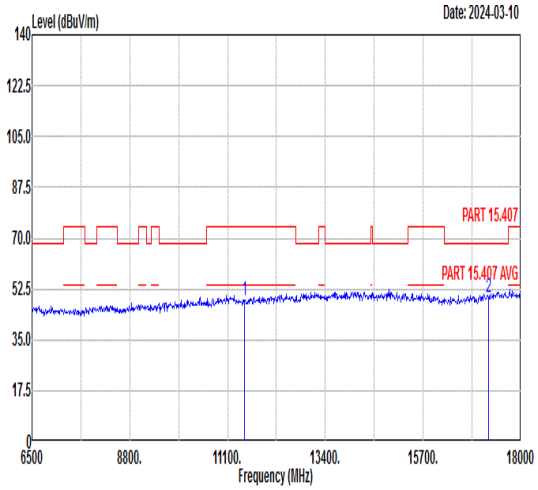 Freq Level Limit Line Margin Read Level Ant Factor Cable Loss Preamp Factor APos TPos Remark MHz dBuV/m dBuV/m dB dBuV dB/m dB dB cm deg 1 11490.00 48.66 74.00 -25.34 60.03 39.20 12.87 63.44 --- --- Peak 2 17235.00 49.83 68.30 -18.47 57.55 41.86 15.72 65.30 --- --- Peak	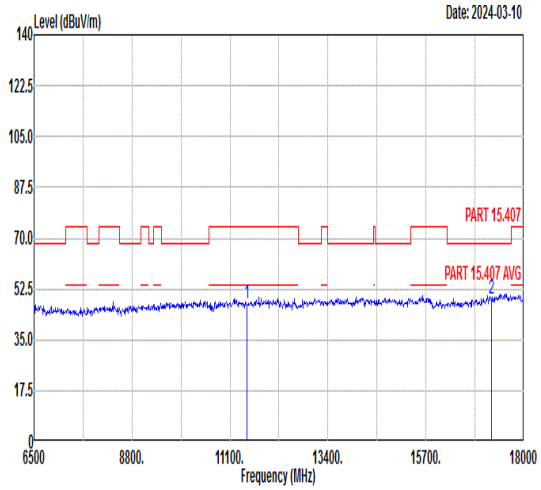 Freq Level Limit Line Margin Read Level Ant Factor Cable Loss Preamp Factor APos TPos Remark MHz dBuV/m dBuV/m dB dBuV dB/m dB dB cm deg 1 11490.00 47.36 74.00 -26.64 58.73 39.20 12.87 63.44 --- --- Peak 2 17235.00 48.97 68.30 -19.33 56.69 41.86 15.72 65.30 --- --- Peak

Mode	113	
	Harmonic	
	U-NII-3_5.725-5.85_802.11be EHT 20_CH157_Full RU_5785MHz	
ANT	5+7	
Pol.	Horizontal	Vertical
Peak Avg	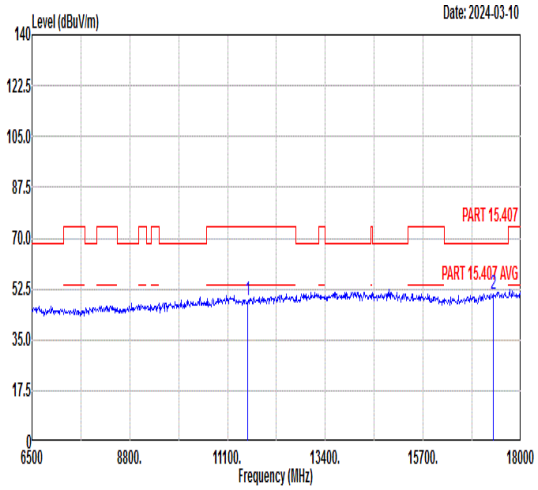 Freq Level Limit Line Margin Read Level Ant Factor Cable Loss Preamp Factor APos TPos Remark MHz dBuV/m dBuV/m dB dBuV dB/m dB dB cm deg 1 11570.00 48.43 74.00 -25.57 59.72 39.23 12.93 63.45 --- --- Peak 2 17355.00 50.93 68.30 -17.37 58.49 41.99 15.81 65.36 --- --- Peak	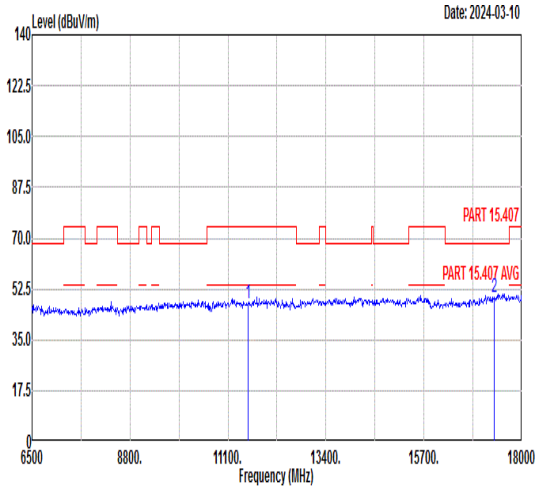 Freq Level Limit Line Margin Read Level Ant Factor Cable Loss Preamp Factor APos TPos Remark MHz dBuV/m dBuV/m dB dBuV dB/m dB dB cm deg 1 11570.00 47.32 74.00 -26.68 58.61 39.23 12.93 63.45 --- --- Peak 2 17355.00 49.50 68.30 -18.80 57.06 41.99 15.81 65.36 --- --- Peak

Mode	114	
	Band Edge	
	U-NII-3_5.725-5.85_802.11be EHT 20_CH165_Full RU_5825MHz	
ANT	5+7	
Pol.	Horizontal	Fundamental
Peak	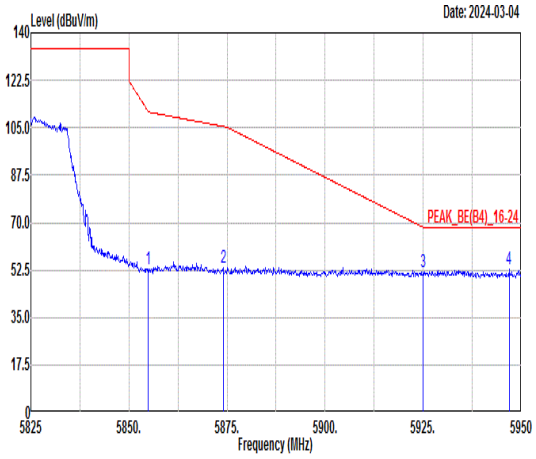 Freq Level Limit Line Margin (dB) Read Level Ant Factor Cable Loss Preamp Factor APos TPos Remark 1 5854.88 52.76 111.08 -58.32 38.42 36.40 10.29 32.35 100 299 PEAK 2 5874.00 53.34 105.48 -52.14 38.96 36.42 10.33 32.37 100 299 PEAK 3 5925.00 51.73 68.30 -16.57 37.22 36.49 10.44 32.42 100 299 PEAK 4 5946.88 52.76 68.30 -15.54 38.19 36.53 10.49 32.45 100 299 PEAK	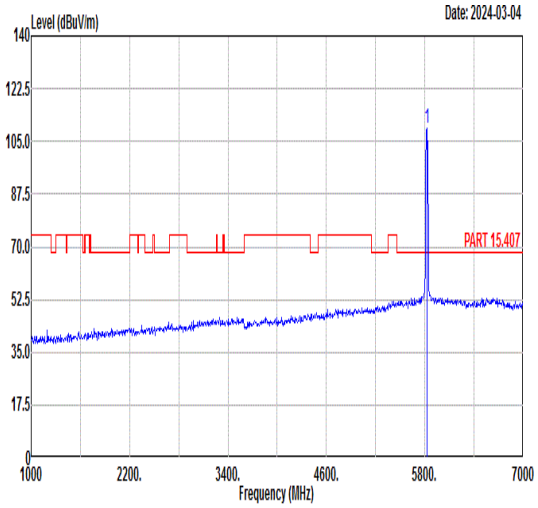 Freq Level Limit Line Margin (dB) Read Level Ant Factor Cable Loss Preamp Factor APos TPos Remark 1 5825.00 109.26 ------ ------ 95.00 36.35 10.23 32.32 100 299 PEAK
Avg	Blank	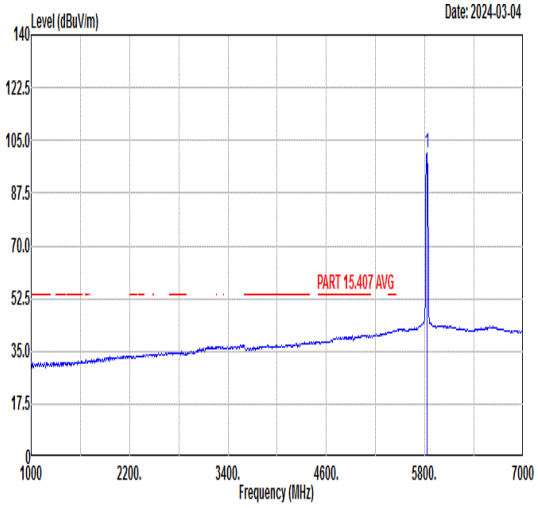 Freq Level Limit Line Margin (dB) Read Level Ant Factor Cable Loss Preamp Factor APos TPos Remark 1 5825.00 100.73 ------ ------ 86.47 36.35 10.23 32.32 100 299 AVERAGE

Mode	114	
	Band Edge	
	U-NII-3_5.725-5.85_802.11be EHT 20_CH165_Full RU_5825MHz	
ANT	5+7	
Pol.	Vertical	Fundamental
Peak	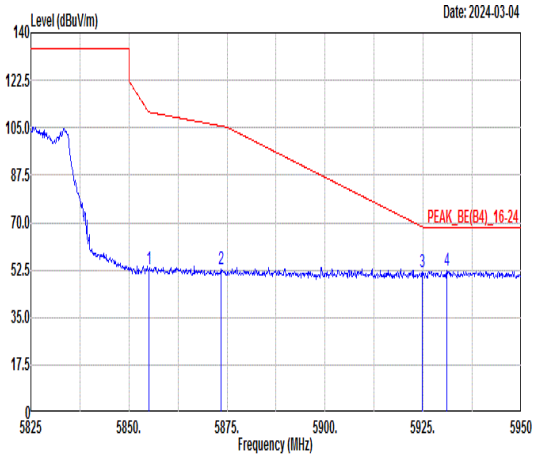 Freq Level Limit Line Margin (dB) Read Level Ant Factor Cable Loss Preamp Factor APos TPos Remark 1 5855.00 52.87 110.80 -57.93 38.53 36.40 10.29 32.35 300 271 PEAK 2 5873.38 52.60 105.65 -53.05 38.22 36.42 10.33 32.37 300 271 PEAK 3 5924.75 51.56 68.48 -16.92 37.05 36.49 10.44 32.42 300 271 PEAK 4 5931.00 52.10 68.30 -16.20 37.58 36.50 10.45 32.43 300 271 PEAK	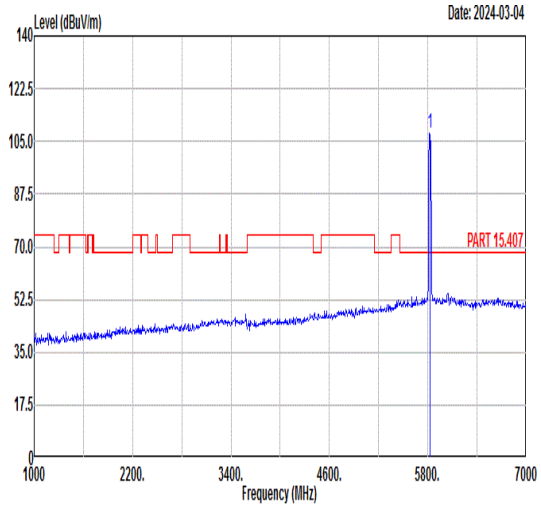 Freq Level Limit Line Margin (dB) Read Level Ant Factor Cable Loss Preamp Factor APos TPos Remark 1 5825.00 107.70 ------ ------ 93.46 36.35 10.21 32.32 300 271 PEAK
Avg	Blank	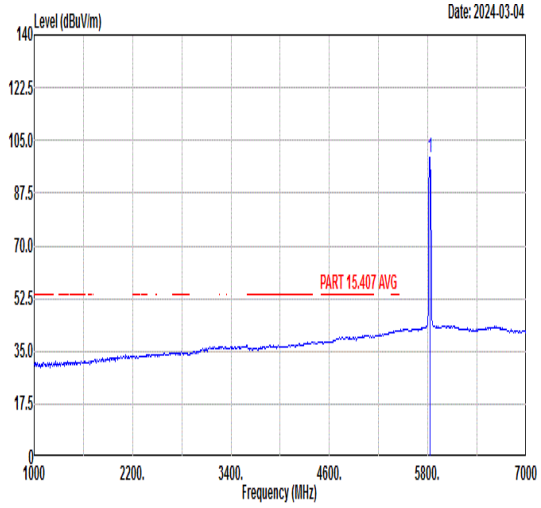 Freq Level Limit Line Margin (dB) Read Level Ant Factor Cable Loss Preamp Factor APos TPos Remark 1 5825.00 99.18 ------ ------ 84.92 36.35 10.23 32.32 300 271 AVERAGE

Mode	114	
	Harmonic	
	U-NII-3_5.725-5.85_802.11be EHT 20_CH165_Full RU_5825MHz	
ANT	5+7	
Pol.	Horizontal	Vertical
Peak Avg	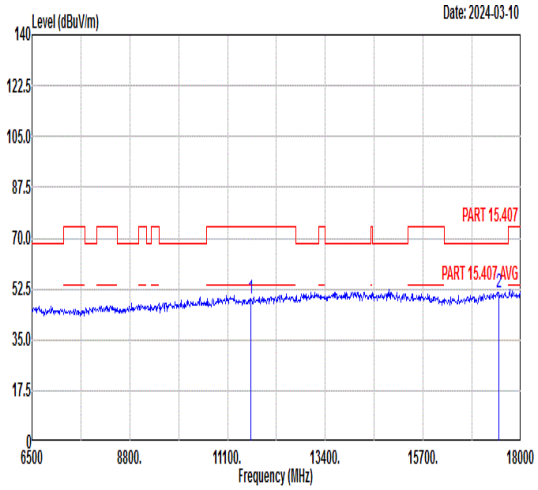 Freq Level Limit Line Margin Read Level Ant Factor Cable Loss Preamp Factor APos TPos Remark MHz dBuV/m dBuV/m dB dBuV dB/m dB dB cm deg 1 11650.00 48.88 74.00 -25.12 60.08 39.26 12.99 63.45 --- --- Peak 2 17475.00 51.50 68.30 -16.80 58.91 42.12 15.90 65.43 --- --- Peak	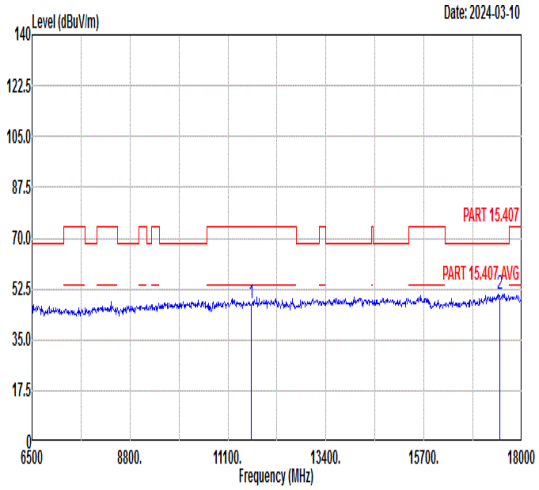 Freq Level Limit Line Margin Read Level Ant Factor Cable Loss Preamp Factor APos TPos Remark MHz dBuV/m dBuV/m dB dBuV dB/m dB dB cm deg 1 11650.00 47.61 74.00 -26.39 58.81 39.26 12.99 63.45 --- --- Peak 2 17475.00 50.63 68.30 -17.67 58.04 42.12 15.90 65.43 --- --- Peak

Mode	115	
	Band Edge - L	
	U-NII-3_5.725-5.85_802.11be EHT 40_CH151_Full RU_5755MHz	
ANT	5+7	
Pol.	Horizontal	Fundamental
Peak	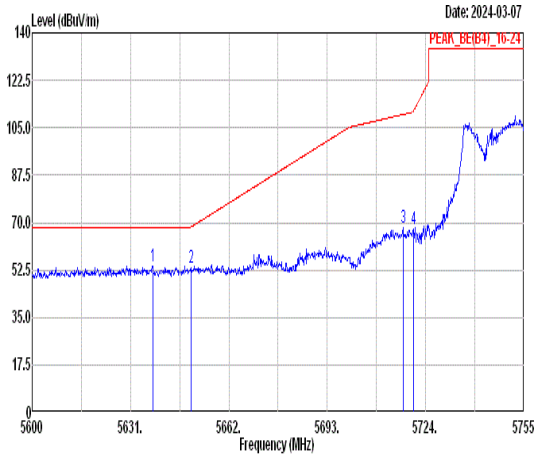 Freq Level Limit Line Margin (dB) Read Level Ant Factor Cable Loss Preamp Factor APos TPos Remark 1 5637.98 54.02 68.30 -14.28 40.23 36.09 9.84 32.14 100 65 PEAK 2 5650.07 53.50 68.35 -14.85 39.68 36.11 9.86 32.15 100 65 PEAK 3 5716.87 68.34 109.92 -41.58 54.36 36.20 10.00 32.22 100 65 PEAK 4 5720.13 67.59 111.09 -43.50 53.59 36.21 10.01 32.22 100 65 PEAK	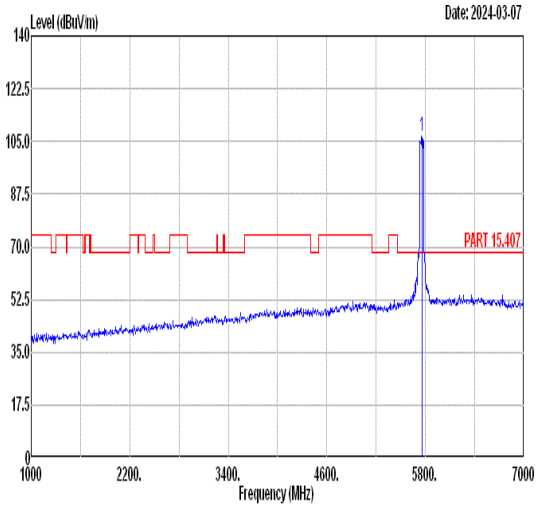 Freq Level Limit Line Margin (dB) Read Level Ant Factor Cable Loss Preamp Factor APos TPos Remark 1 5755.00 106.91 ------ ------ 92.83 36.25 10.08 32.25 100 65 PEAK
Avg	Blank	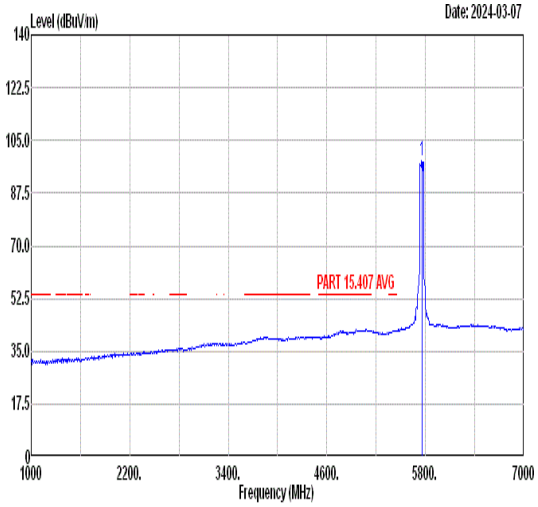 Freq Level Limit Line Margin (dB) Read Level Ant Factor Cable Loss Preamp Factor APos TPos Remark 1 5755.00 98.41 ------ ------ 84.33 36.25 10.08 32.25 100 65 AVERAGE

Mode	115	
	Band Edge - R	
	U-NII-3_5.725-5.85_802.11be EHT 40_CH151_Full RU_5755MHz	
ANT	5+7	
Pol.	Horizontal	Fundamental
Peak	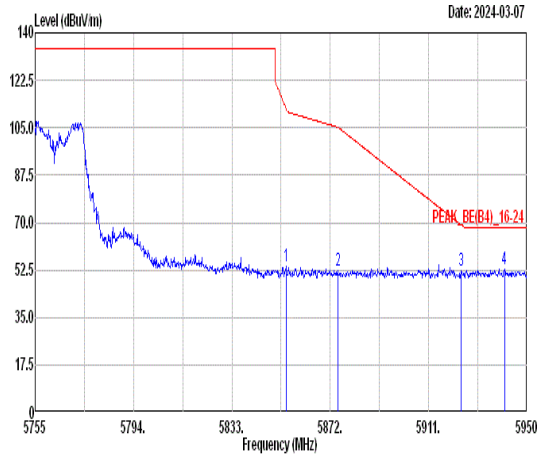 Freq Level Limit Line Margin (dB) Read Level Ant Factor Cable Loss Preamp Factor APos TPos Remark MHz dBuV/m dBuV/m dBuV dB/m dB dB cm deg 1 5854.45 53.63 112.05 -58.42 39.29 36.40 10.29 32.35 100 65 PEAK 2 5874.93 52.54 105.22 -52.68 38.16 36.42 10.33 32.37 100 65 PEAK 3 5923.87 52.24 69.13 -16.89 37.73 36.49 10.44 32.42 100 65 PEAK 4 5941.03 52.93 68.30 -15.37 38.38 36.52 10.47 32.44 100 65 PEAK	Blank

Mode	115	
	Band Edge - L	
	U-NII-3_5.725-5.85_802.11be EHT 40_CH151_Full RU_5755MHz	
ANT	5+7	
Pol.	Vertical	Fundamental
Peak	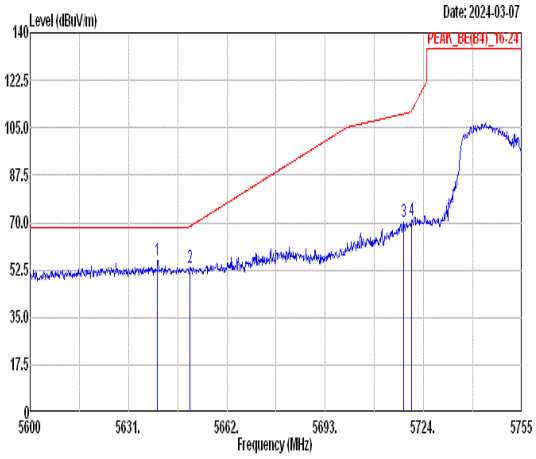 Freq Level Limit Line Margin (dB) Read Level Ant Factor Cable Loss Preamp Factor APos TPos Remark 1 5640.15 56.05 68.30 -12.25 42.25 36.10 9.84 32.14 332 242 PEAK 2 5650.38 53.11 68.58 -15.47 39.29 36.11 9.86 32.15 332 242 PEAK 3 5717.65 70.04 110.14 -40.10 56.06 36.20 10.00 32.22 332 242 PEAK 4 5720.28 70.69 111.44 -40.75 56.69 36.21 10.01 32.22 332 242 PEAK	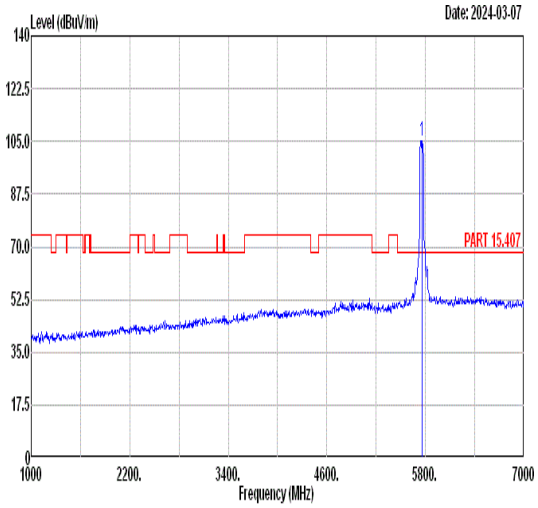 Freq Level Limit Line Margin (dB) Read Level Ant Factor Cable Loss Preamp Factor APos TPos Remark 1 5755.00 105.16 ------ ------ 91.05 36.27 10.10 32.26 332 242 PEAK
Avg	Blank	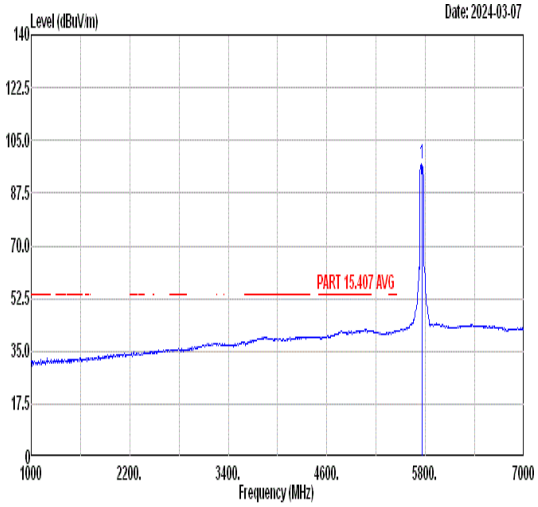 Freq Level Limit Line Margin (dB) Read Level Ant Factor Cable Loss Preamp Factor APos TPos Remark 1 5755.00 97.03 ------ ------ 82.98 36.24 10.06 32.25 332 242 AVERAGE

Mode	115	
	Band Edge - R	
	U-NII-3_5.725-5.85_802.11be EHT 40_CH151_Full RU_5755MHz	
ANT	5+7	
Pol.	Vertical	Fundamental
Peak	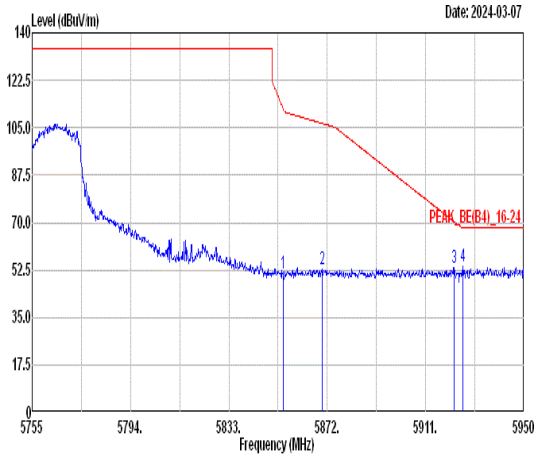 Freq Level Limit Line Margin (dB) Read Level Ant Factor Cable Loss Preamp Factor APos TPos Remark MHz dBuV/m dBuV/m dBuV dB/m dB dB cm deg 1 5854.65 51.42 111.61 -60.19 37.08 36.40 10.29 32.35 332 242 PEAK 2 5869.86 52.99 106.64 -53.65 38.62 36.42 10.32 32.37 332 242 PEAK 3 5922.31 53.24 70.28 -17.04 38.74 36.49 10.43 32.42 332 242 PEAK 4 5925.63 53.64 68.30 -14.66 39.13 36.50 10.44 32.43 332 242 PEAK	Blank

Mode	116	
	Band Edge - L	
	U-NII-3_5.725-5.85_802.11be EHT 40_CH159_Full RU_5795MHz	
ANT	5+7	
Pol.	Horizontal	Fundamental
Peak	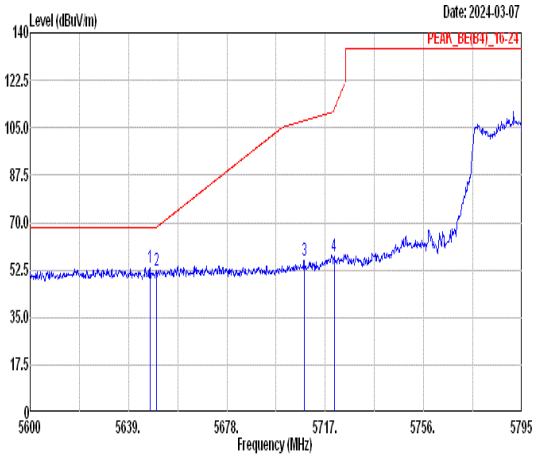 Freq Level Limit Line Margin (dB) Read Level Ant Factor Cable Loss Preamp Factor APos TPos Remark 1 5647.58 53.19 68.30 -15.11 39.37 36.11 9.86 32.15 101 295 PEAK 2 5650.12 52.32 68.39 -16.07 38.50 36.11 9.86 32.15 101 295 PEAK 3 5708.62 56.14 107.61 -51.47 42.18 36.19 9.98 32.21 101 295 PEAK 4 5720.51 57.57 111.96 -54.39 43.57 36.21 10.01 32.22 101 295 PEAK	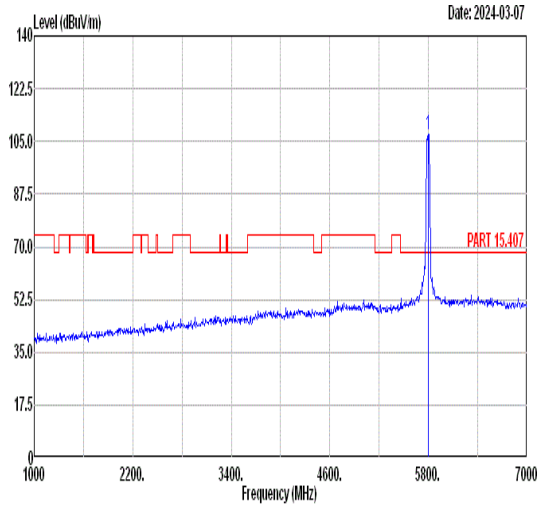 Freq Level Limit Line Margin (dB) Read Level Ant Factor Cable Loss Preamp Factor APos TPos Remark 1 5795.00 107.33 ------ ------ 93.13 36.32 10.18 32.30 101 295 PEAK
Avg	Blank	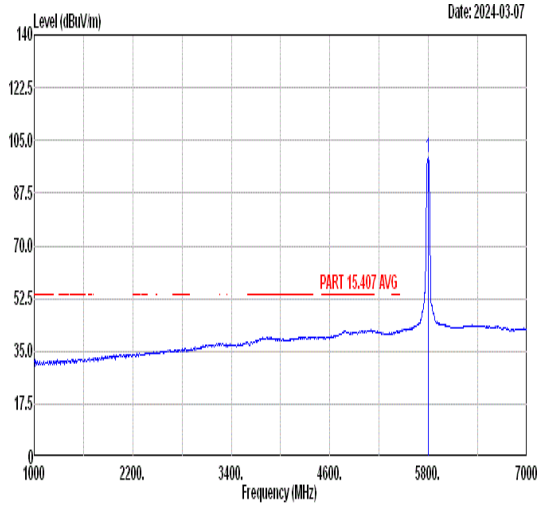 Freq Level Limit Line Margin (dB) Read Level Ant Factor Cable Loss Preamp Factor APos TPos Remark 1 5795.00 99.37 ------ ------ 85.19 36.31 10.16 32.29 101 295 AVERAGE

Mode	116	
	Band Edge - R	
	U-NII-3_5.725-5.85_802.11be EHT 40_CH159_Full RU_5795MHz	
ANT	5+7	
Pol.	Horizontal	Fundamental
Peak	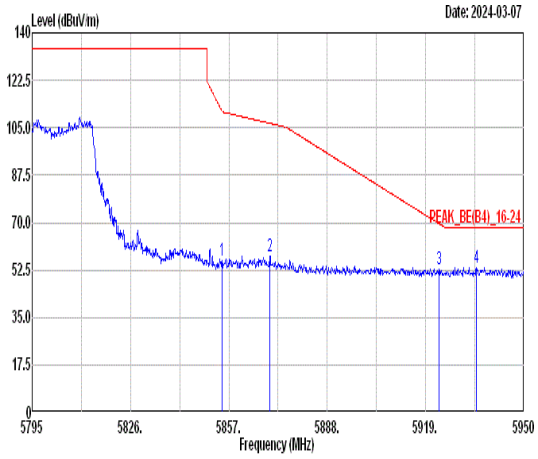 Freq Level Limit Line Margin (dB) Read Level Ant Factor Cable Loss Preamp Factor APos TPos Remark MHz dBuV/m dBuV/m dBuV dB/m dB dB cm deg 1 5854.83 55.91 111.19 -55.28 41.57 36.40 10.29 32.35 101 295 PEAK 2 5869.87 57.63 106.64 -49.01 43.26 36.42 10.32 32.37 101 295 PEAK 3 5923.19 52.84 69.63 -16.79 38.33 36.49 10.44 32.42 101 295 PEAK 4 5934.97 53.51 68.30 -14.79 38.97 36.51 10.46 32.43 101 295 PEAK	Blank

Mode	116	
	Band Edge - L	
	U-NII-3_5.725-5.85_802.11be EHT 40_CH159_Full RU_5795MHz	
ANT	5+7	
Pol.	Vertical	Fundamental
Peak	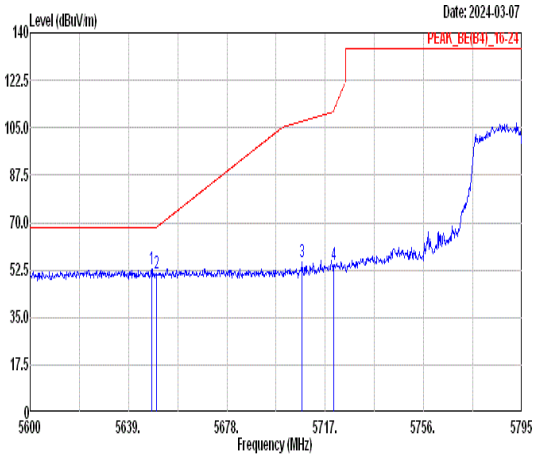 Freq Level Limit Line Margin (dB) Read Level Ant Factor Cable Loss Preamp Factor APos TPos Remark 1 5648.17 52.63 68.30 -15.67 38.81 36.11 9.86 32.15 300 249 PEAK 2 5650.12 51.11 68.39 -17.28 37.29 36.11 9.86 32.15 300 249 PEAK 3 5707.84 55.61 107.40 -51.79 41.65 36.19 9.98 32.21 300 249 PEAK 4 5720.32 54.17 111.52 -57.35 40.17 36.21 10.01 32.22 300 249 PEAK	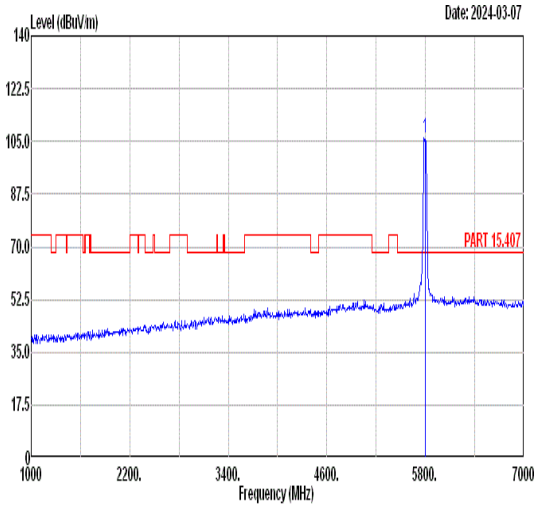 Freq Level Limit Line Margin (dB) Read Level Ant Factor Cable Loss Preamp Factor APos TPos Remark 1 5795.00 106.27 ------ ------ 92.12 36.29 10.14 32.28 300 249 PEAK
Avg	Blank	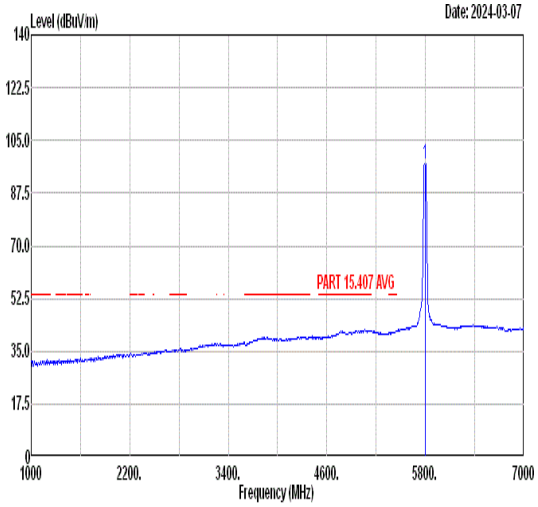 Freq Level Limit Line Margin (dB) Read Level Ant Factor Cable Loss Preamp Factor APos TPos Remark 1 5795.00 97.25 ------ ------ 83.04 36.33 10.19 32.31 300 249 AVERAGE

Mode	116	
	Band Edge - R	
	U-NII-3_5.725-5.85_802.11be EHT 40_CH159_Full RU_5795MHz	
ANT	5+7	
Pol.	Vertical	Fundamental
Peak	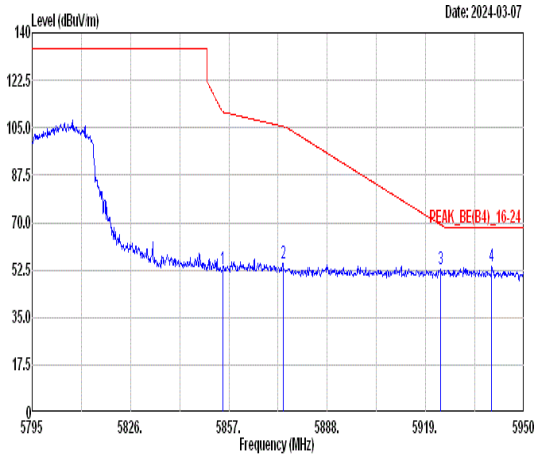 Freq Level Limit Line Margin (dB) Read Level Ant Factor Cable Loss Preamp Factor APos TPos Remark MHz dBuV/m dBuV/m dBuV dB/m dB dB cm deg 1 5854.99 53.06 110.83 -57.77 38.72 36.40 10.29 32.35 300 249 PEAK 2 5874.05 55.07 105.47 -50.40 40.69 36.42 10.33 32.37 300 249 PEAK 3 5923.81 52.75 69.18 -16.43 38.24 36.49 10.44 32.42 300 249 PEAK 4 5939.77 53.70 68.30 -14.60 39.15 36.52 10.47 32.44 300 249 PEAK	Blank

Mode	117	
	Band Edge - L	
	U-NII-3_5.725-5.85_802.11be EHT 80_CH155_Full RU_5775MHz	
ANT	5+7	
Pol.	Horizontal	Fundamental
Peak	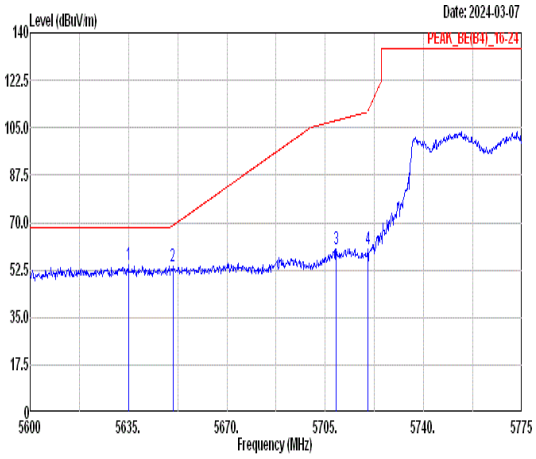 Freq Level Limit Line Margin (dB) Read Level Ant Factor Cable Loss Preamp Factor APos TPos Remark 1 5635.00 54.29 68.30 -14.01 40.50 36.09 9.83 32.13 100 298 PEAK 2 5650.75 54.09 68.86 -14.77 40.27 36.11 9.86 32.15 100 298 PEAK 3 5708.85 60.23 107.68 -47.45 46.27 36.19 9.98 32.21 100 298 PEAK 4 5720.05 60.13 110.91 -50.78 46.13 36.21 10.01 32.22 100 298 PEAK	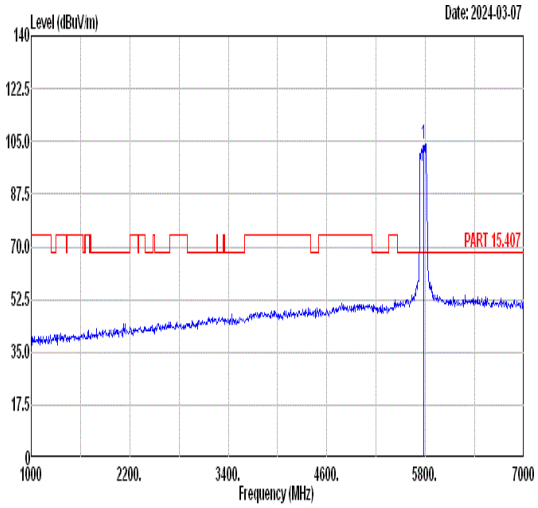 Freq Level Limit Line Margin (dB) Read Level Ant Factor Cable Loss Preamp Factor APos TPos Remark 1 5775.00 104.21 ------ ------ 90.03 36.31 10.16 32.29 100 298 PEAK
Avg	Blank	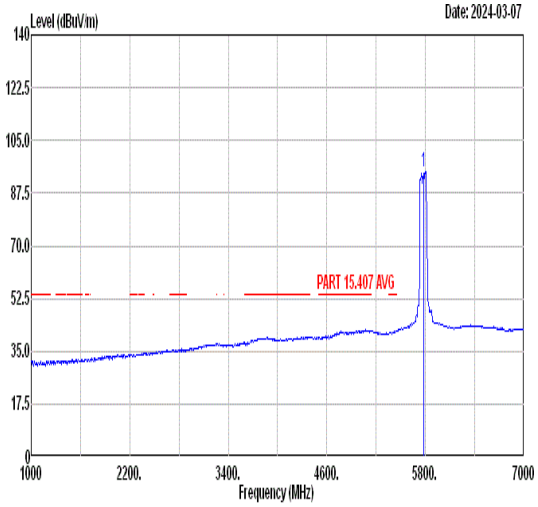 Freq Level Limit Line Margin (dB) Read Level Ant Factor Cable Loss Preamp Factor APos TPos Remark 1 5775.00 94.76 ------ ------ 80.53 36.34 10.20 32.31 100 298 AVERAGE

Mode	117	
	Band Edge - R	
	U-NII-3_5.725-5.85_802.11be EHT 80_CH155_Full RU_5775MHz	
ANT	5+7	
Pol.	Horizontal	Fundamental
Peak	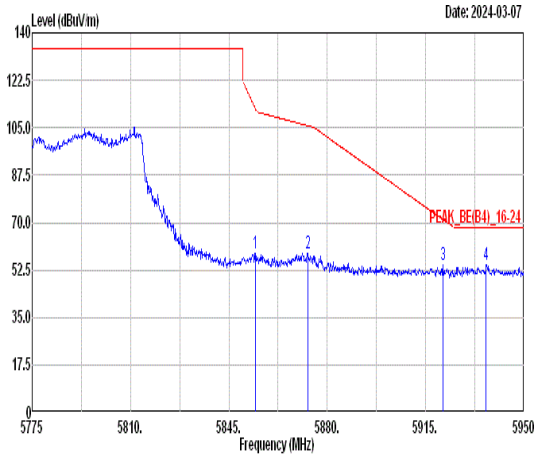 Freq Level Limit Line Margin (dB) Read Level Ant Factor Cable Loss Preamp Factor APos TPos Remark MHz dBuV/m dBuV/m dBuV dB/m dB dB cm deg 1 5854.45 58.66 112.05 -53.39 44.32 36.40 10.29 32.35 100 298 PEAK 2 5873.00 58.84 105.76 -46.92 44.46 36.42 10.33 32.37 100 298 PEAK 3 5921.13 54.68 71.15 -16.47 40.18 36.49 10.43 32.42 100 298 PEAK 4 5936.53 54.31 68.30 -13.99 39.78 36.51 10.46 32.44 100 298 PEAK	Blank

Mode	117	
	Band Edge - L	
	U-NII-3_5.725-5.85_802.11be EHT 80_CH155_Full RU_5775MHz	
ANT	5+7	
Pol.	Vertical	Fundamental
Peak	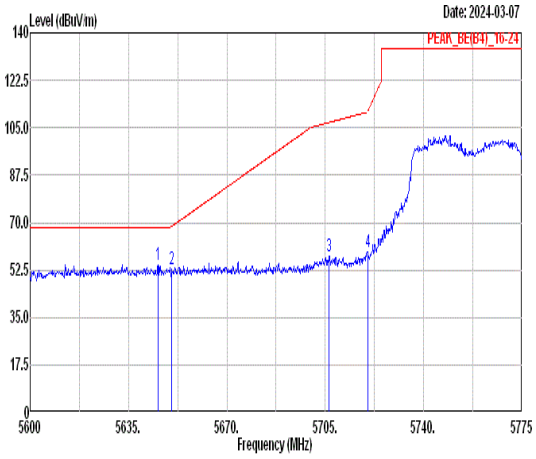 Freq Level Limit Line Margin (dB) Read Level Ant Factor Cable Loss Preamp Factor APos TPos Remark 1 5645.50 54.34 68.30 -13.96 40.54 36.10 9.85 32.15 300 247 PEAK 2 5650.23 52.88 68.47 -15.59 39.06 36.11 9.86 32.15 300 247 PEAK 3 5706.40 57.74 106.99 -49.25 43.78 36.19 9.98 32.21 300 247 PEAK 4 5720.05 59.10 110.91 -51.81 45.10 36.21 10.01 32.22 300 247 PEAK	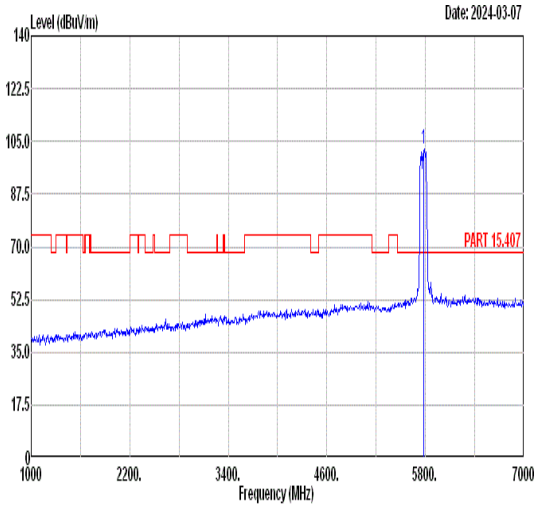 Freq Level Limit Line Margin (dB) Read Level Ant Factor Cable Loss Preamp Factor APos TPos Remark 1 5775.00 102.51 ------ ------ 88.35 36.30 10.15 32.29 300 247 PEAK
Avg	Blank	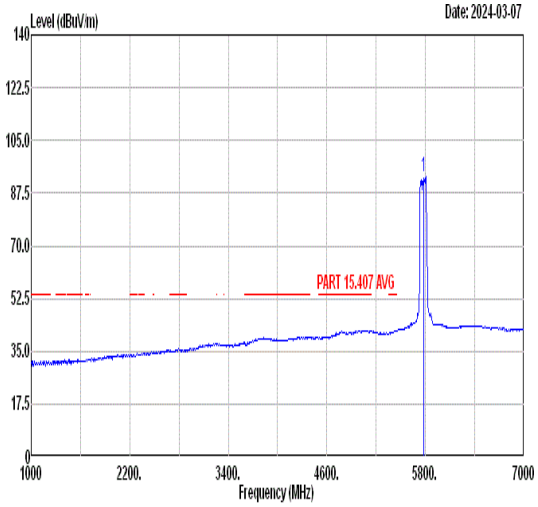 Freq Level Limit Line Margin (dB) Read Level Ant Factor Cable Loss Preamp Factor APos TPos Remark 1 5775.00 92.81 ------ ------ 78.60 36.33 10.19 32.31 300 247 AVERAGE

Mode	117	
	Band Edge - R	
	U-NII-3_5.725-5.85_802.11be EHT 80_CH155_Full RU_5775MHz	
ANT	5+7	
Pol.	Vertical	Fundamental
Peak	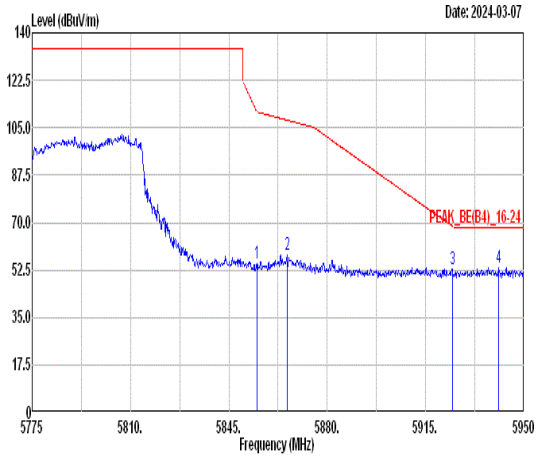 Freq Level Limit Line Margin (dB) Read Level Ant Factor Cable Loss Preamp Factor APos TPos Remark MHz dBuV/m dBuV/m dBuV dB/m dB dB cm deg 1 5854.98 54.95 110.86 -55.91 40.61 36.40 10.29 32.35 300 247 PEAK 2 5865.65 57.99 107.82 -49.83 43.64 36.41 10.31 32.37 300 247 PEAK 3 5924.45 52.76 68.70 -15.94 38.25 36.49 10.44 32.42 300 247 PEAK 4 5941.08 53.31 68.30 -14.99 38.76 36.52 10.47 32.44 300 247 PEAK	Blank

Mode	118	
	Band Edge	
	U-NII-3_5.725-5.85_802.11be EHT 20_CH149_Single RU52/37_5745MHz	
ANT	5+7	
Pol.	Horizontal	Fundamental
Peak	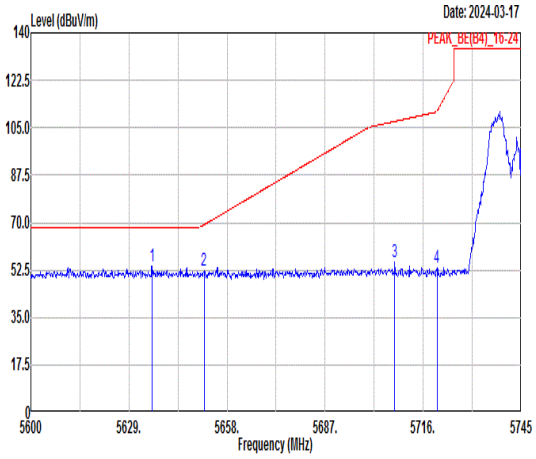 Freq Level Limit Line Margin (dB) Read Level Ant Factor Cable Loss Preamp Factor APos TPos Remark 1 5635.82 53.93 68.30 -14.37 40.15 36.09 9.83 32.14 100 75 PEAK 2 5651.19 52.43 69.18 -16.75 38.61 36.11 9.86 32.15 100 75 PEAK 3 5707.59 55.22 107.33 -52.11 41.26 36.19 9.98 32.21 100 75 PEAK 4 5720.06 53.57 110.94 -57.37 39.57 36.21 10.01 32.22 100 75 PEAK	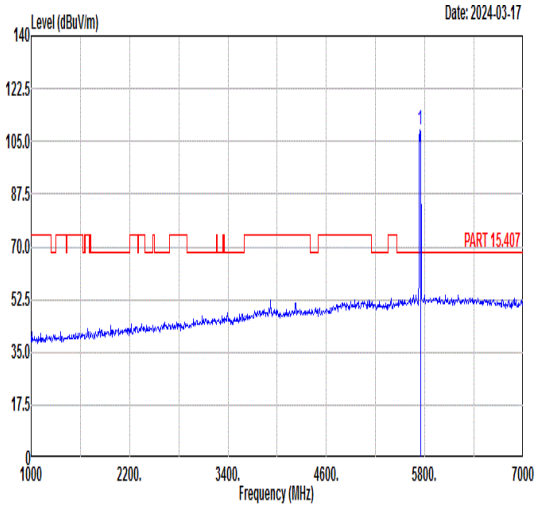 Freq Level Limit Line Margin (dB) Read Level Ant Factor Cable Loss Preamp Factor APos TPos Remark 1 5745.00 109.04 ------ ------ 94.99 36.24 10.05 32.24 100 75 PEAK
Avg	Blank	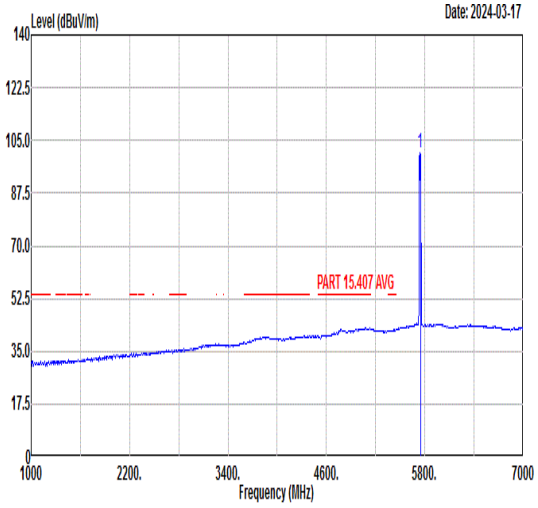 Freq Level Limit Line Margin (dB) Read Level Ant Factor Cable Loss Preamp Factor APos TPos Remark 1 5745.00 100.95 ------ ------ 86.90 36.24 10.05 32.24 100 75 AVERAGE

Mode	118	
	Band Edge	
	U-NII-3_5.725-5.85_802.11be EHT 20_CH149_Single RU52/37_5745MHz	
ANT	5+7	
Pol.	Vertical	Fundamental
Peak	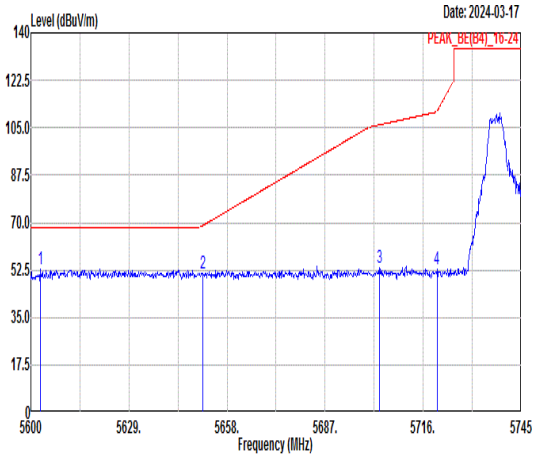 Freq Level Limit Line Margin (dB) Read Level Ant Factor Cable Loss Preamp Factor APos TPos Remark 1 5602.76 52.77 68.30 -15.53 39.07 36.04 9.76 32.10 300 257 PEAK 2 5650.75 51.43 68.86 -17.43 37.61 36.11 9.86 32.15 300 257 PEAK 3 5703.10 53.60 106.07 -52.47 39.65 36.18 9.97 32.20 300 257 PEAK 4 5720.06 52.80 110.94 -58.14 38.80 36.21 10.01 32.22 300 257 PEAK	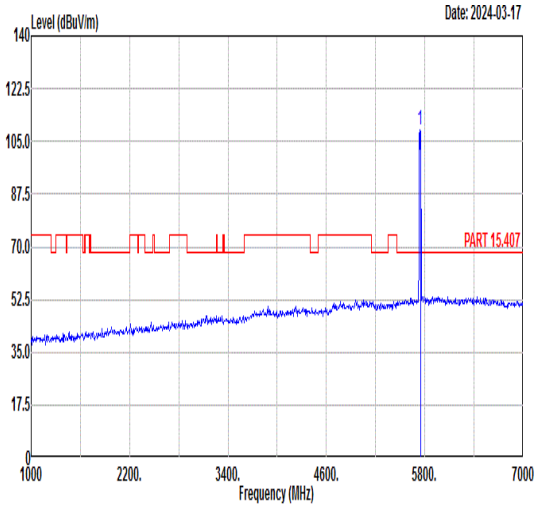 Freq Level Limit Line Margin (dB) Read Level Ant Factor Cable Loss Preamp Factor APos TPos Remark 1 5745.00 109.00 ------ ------ 94.95 36.24 10.05 32.24 300 257 PEAK
Avg	Blank	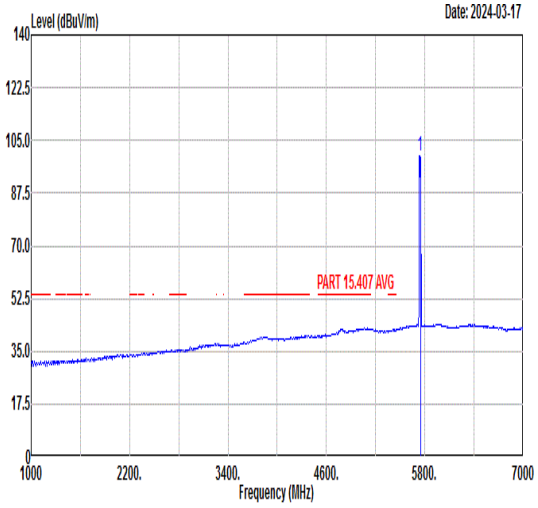 Freq Level Limit Line Margin (dB) Read Level Ant Factor Cable Loss Preamp Factor APos TPos Remark 1 5745.00 100.01 ------ ------ 85.96 36.24 10.05 32.24 300 257 AVERAGE

Mode	119	
	Band Edge	
	U-NII-3_5.725-5.85_802.11be EHT 20_CH165_Single RU106/54_5825MHz	
ANT	5+7	
Pol.	Horizontal	Fundamental
Peak	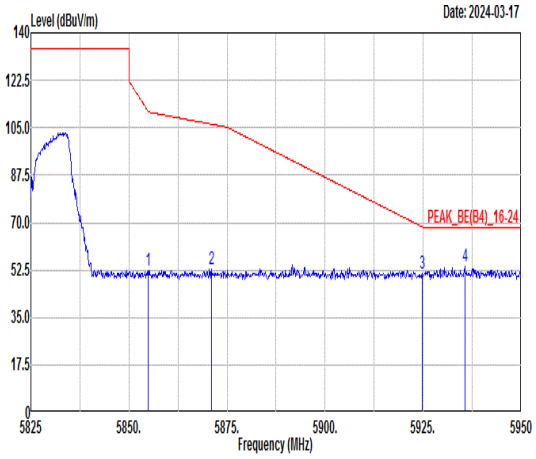 Freq Level Limit Line Margin (dB) Read Level Ant Factor Cable Loss Preamp Factor APos TPos Remark MHz dBuV/m dBuV/m dBuV dB/m dB dB cm deg 1 5854.88 52.17 111.08 -58.91 37.83 36.40 10.29 32.35 291 0 PEAK 2 5871.13 52.81 106.28 -53.47 38.43 36.42 10.33 32.37 291 0 PEAK 3 5924.75 51.11 68.48 -17.37 36.60 36.49 10.44 32.42 291 0 PEAK 4 5935.63 53.78 68.30 -14.52 39.25 36.51 10.46 32.44 291 0 PEAK	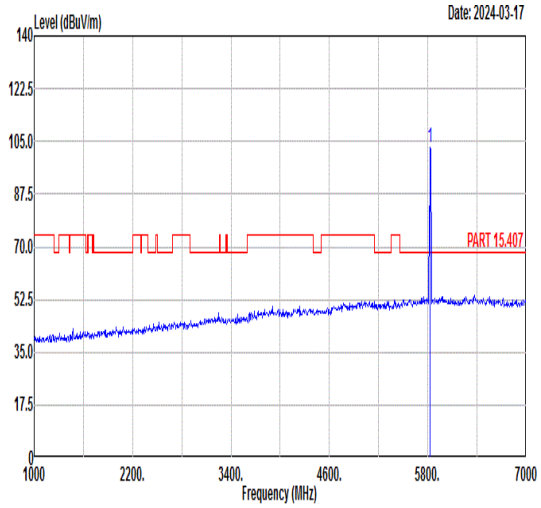 Freq Level Limit Line Margin (dB) Read Level Ant Factor Cable Loss Preamp Factor APos TPos Remark MHz dBuV/m dBuV/m dBuV dB/m dB dB cm deg 1 5825.00 102.94 ------ ------ 88.67 36.36 10.24 32.33 291 0 PEAK
Avg	Blank	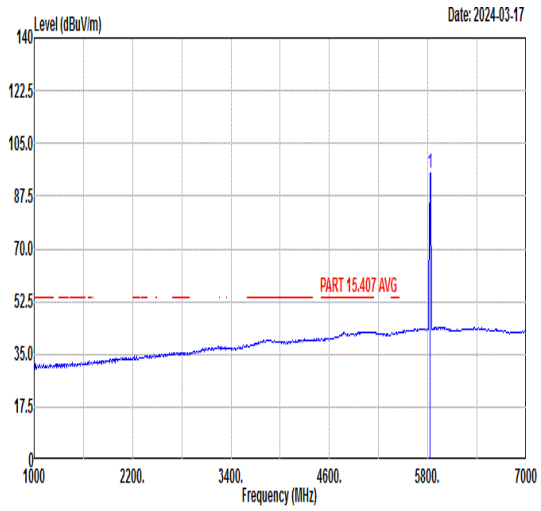 Freq Level Limit Line Margin (dB) Read Level Ant Factor Cable Loss Preamp Factor APos TPos Remark MHz dBuV/m dBuV/m dBuV dB/m dB dB cm deg 1 5825.00 95.34 ------ ------ 81.06 36.37 10.25 32.34 291 0 AVERAGE

Mode	119	
	Band Edge	
	U-NII-3_5.725-5.85_802.11be EHT 20_CH165_Single RU106/54_5825MHz	
ANT	5+7	
Pol.	Vertical	Fundamental
Peak	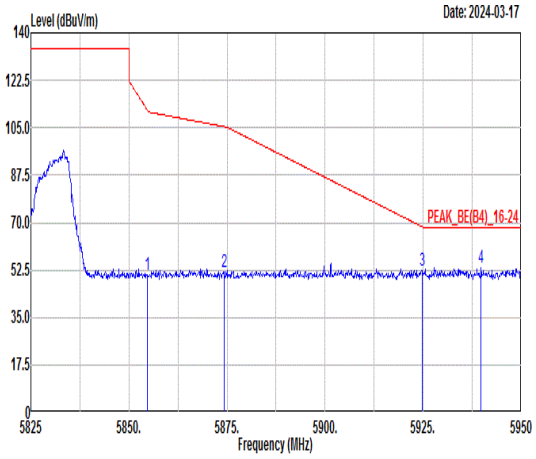 Freq Level Limit Line Margin (dB) Read Level Ant Factor Cable Loss Preamp Factor APos TPos Remark 1 5854.63 50.86 111.65 -60.79 36.52 36.40 10.29 32.35 200 34 PEAK 2 5874.25 51.89 105.41 -53.52 37.51 36.42 10.33 32.37 200 34 PEAK 3 5924.75 52.48 68.48 -16.00 37.97 36.49 10.44 32.42 200 34 PEAK 4 5939.75 53.47 68.30 -14.83 38.92 36.52 10.47 32.44 200 34 PEAK	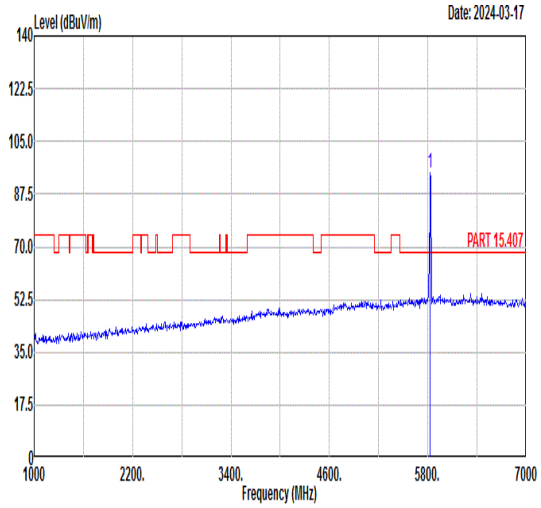 Freq Level Limit Line Margin (dB) Read Level Ant Factor Cable Loss Preamp Factor APos TPos Remark 1 5825.00 94.39 ------ ------ 80.12 36.36 10.24 32.33 200 34 PEAK
Avg	Blank	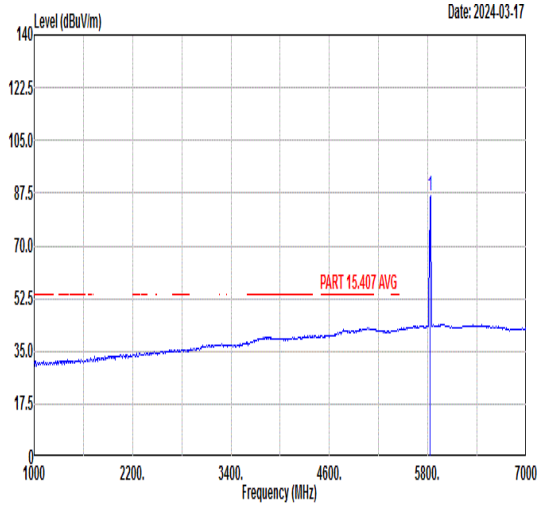 Freq Level Limit Line Margin (dB) Read Level Ant Factor Cable Loss Preamp Factor APos TPos Remark 1 5825.00 86.58 ------ ------ 72.30 36.37 10.25 32.34 200 34 AVERAGE

Mode	120	
	Band Edge	
	U-NII-3_5.725-5.85_802.11be EHT 20_CH149_Small RU106+26_5745MHz	
ANT	5+7	
Pol.	Horizontal	Fundamental
Peak	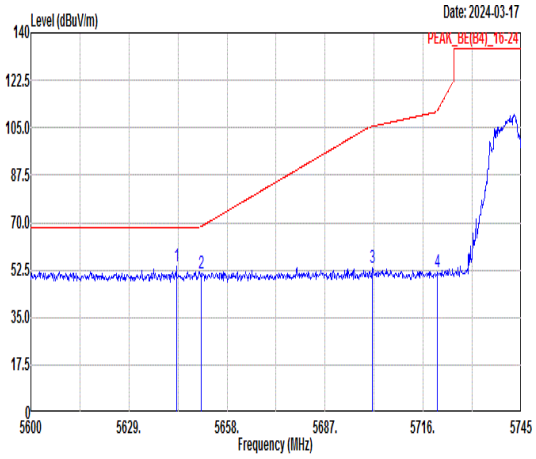 Freq Level Limit Line Margin (dB) Read Level Ant Factor Cable Loss Preamp Factor APos TPos Remark MHz dBuV/m dBuV/m dBuV dB/m dB dB cm deg 1 5643.07 54.10 68.30 -14.20 40.29 36.10 9.85 32.14 100 50 PEAK 2 5650.46 51.01 68.64 -17.63 37.19 36.11 9.86 32.15 100 50 PEAK 3 5701.07 53.16 105.50 -52.34 39.21 36.18 9.97 32.20 100 50 PEAK 4 5720.21 51.59 111.27 -59.68 37.59 36.21 10.01 32.22 100 50 PEAK	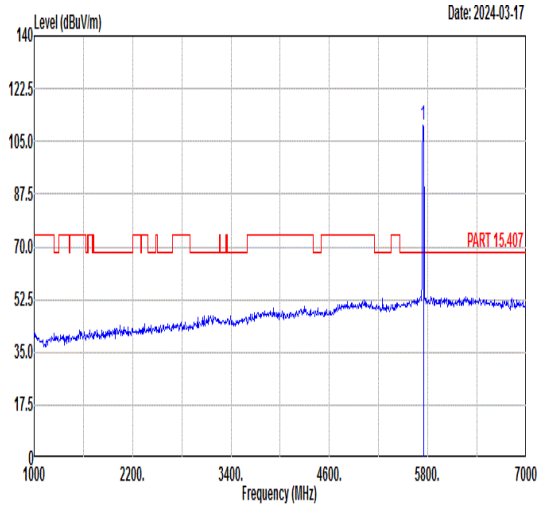 Freq Level Limit Line Margin (dB) Read Level Ant Factor Cable Loss Preamp Factor APos TPos Remark MHz dBuV/m dBuV/m dBuV dB/m dB dB cm deg 1 5745.00 110.55 ------ ------ 96.50 36.24 10.05 32.24 100 50 PEAK
Avg	Blank	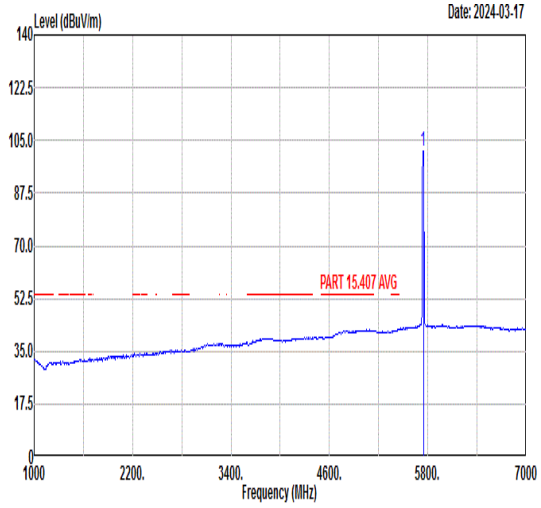 Freq Level Limit Line Margin (dB) Read Level Ant Factor Cable Loss Preamp Factor APos TPos Remark MHz dBuV/m dBuV/m dBuV dB/m dB dB cm deg 1 5745.00 101.45 ------ ------ 87.40 36.24 10.06 32.25 100 50 AVERAGE

Mode	120	
	Band Edge	
	U-NII-3_5.725-5.85_802.11be EHT 20_CH149_Small RU106+26_5745MHz	
ANT	5+7	
Pol.	Vertical	Fundamental
Peak	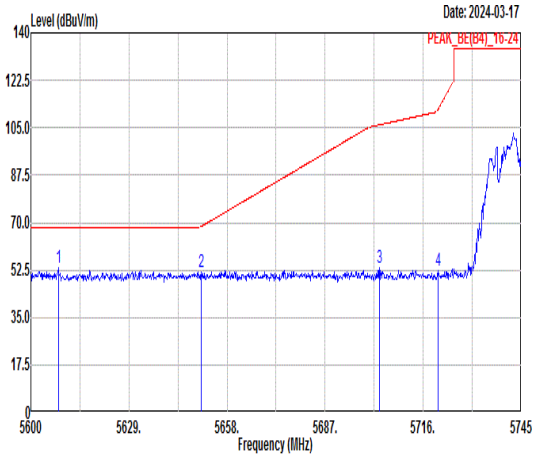 Freq Level Limit Line Margin (dB) Read Level Ant Factor Cable Loss Preamp Factor APos TPos Remark MHz dBuV/m dBuV/m dBuV dB/m dB dB cm deg 1 5608.12 53.29 68.30 -15.01 39.58 36.05 9.77 32.11 358 226 PEAK 2 5650.32 51.73 68.53 -16.80 37.91 36.11 9.86 32.15 358 226 PEAK 3 5703.10 53.23 106.07 -52.84 39.28 36.18 9.97 32.20 358 226 PEAK 4 5720.50 52.37 111.93 -59.56 38.37 36.21 10.01 32.22 358 226 PEAK	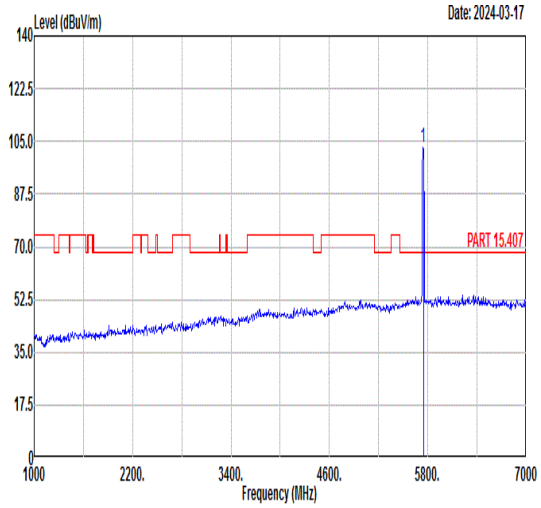 Freq Level Limit Line Margin (dB) Read Level Ant Factor Cable Loss Preamp Factor APos TPos Remark MHz dBuV/m dBuV/m dBuV dB/m dB dB cm deg 1 5745.00 102.81 ------ ------ 88.76 36.24 10.05 32.24 358 226 PEAK
Avg	Blank	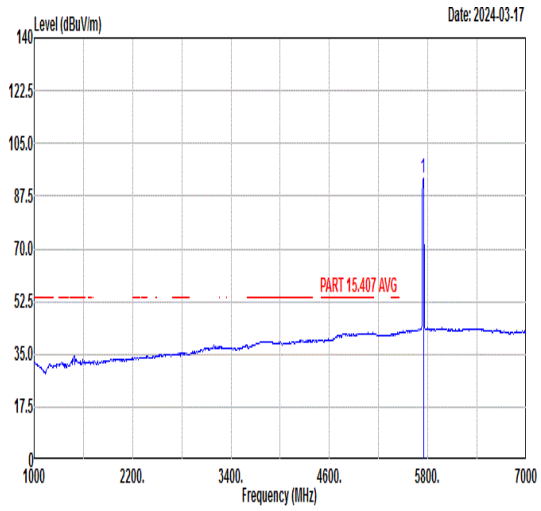 Freq Level Limit Line Margin (dB) Read Level Ant Factor Cable Loss Preamp Factor APos TPos Remark MHz dBuV/m dBuV/m dBuV dB/m dB dB cm deg 1 5745.00 93.37 ------ ------ 79.32 36.24 10.06 32.25 358 226 AVERAGE

Mode	121	
	Band Edge	
	U-NII-3_5.725-5.85_802.11be EHT 20_CH165_Small RU106+26_5825MHz	
ANT	5+7	
Pol.	Horizontal	Fundamental
Peak	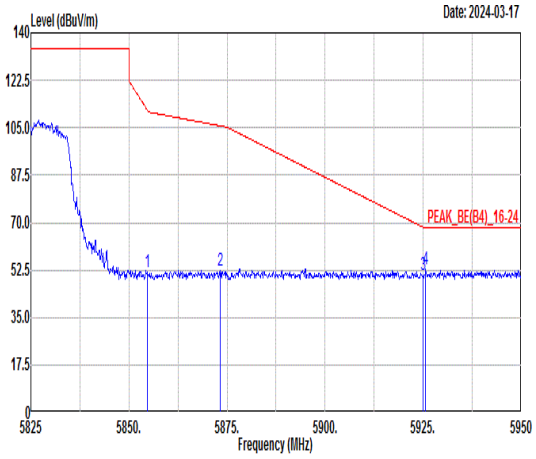 Freq Level Limit Line Margin (dB) Read Level Ant Factor Cable Loss Preamp Factor APos TPos Remark MHz dBuV/m dBuV/m dBuV dB/m dB dB cm deg 1 5854.63 51.63 111.65 -60.02 37.29 36.40 10.29 32.35 100 283 PEAK 2 5873.25 52.33 105.69 -53.36 37.95 36.42 10.33 32.37 100 283 PEAK 3 5924.88 50.77 68.39 -17.62 36.26 36.49 10.44 32.42 100 283 PEAK 4 5925.63 52.63 68.30 -15.67 38.12 36.50 10.44 32.43 100 283 PEAK	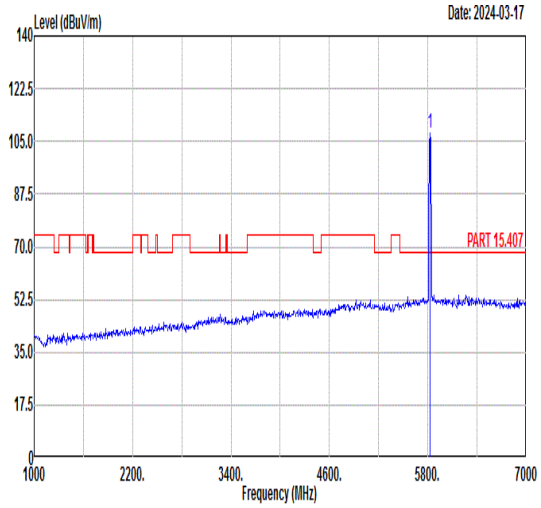 Freq Level Limit Line Margin (dB) Read Level Ant Factor Cable Loss Preamp Factor APos TPos Remark MHz dBuV/m dBuV/m dBuV dB/m dB dB cm deg 1 5825.00 108.04 ------ ------ 93.78 36.35 10.23 32.32 100 283 PEAK
Avg	Blank	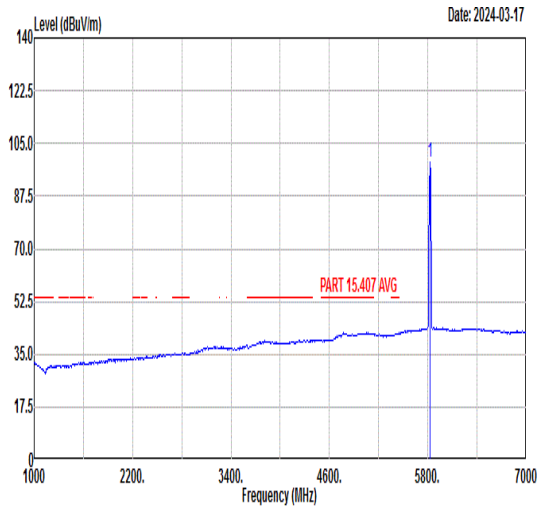 Freq Level Limit Line Margin (dB) Read Level Ant Factor Cable Loss Preamp Factor APos TPos Remark MHz dBuV/m dBuV/m dBuV dB/m dB dB cm deg 1 5825.00 98.93 ------ ------ 84.67 36.35 10.23 32.32 100 283 AVERAGE

Mode	121	
	Band Edge	
	U-NII-3_5.725-5.85_802.11be EHT 20_CH165_Small RU106+26_5825MHz	
ANT	5+7	
Pol.	Vertical	Fundamental
Peak	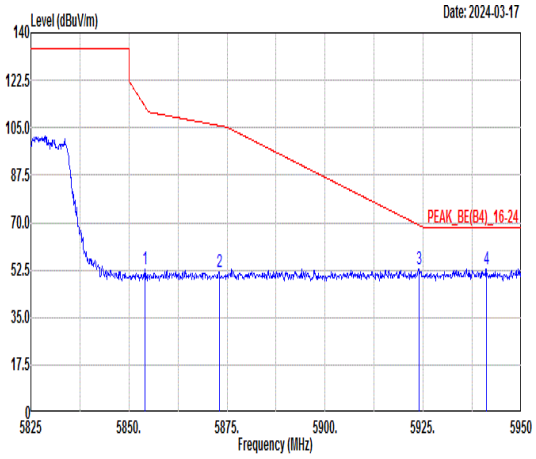 Freq Level Limit Line Margin (dB) Read Level Ant Factor Cable Loss Preamp Factor APos TPos Remark 1 5854.13 52.99 112.79 -59.80 38.65 36.40 10.29 32.35 400 263 PEAK 2 5873.00 51.59 105.76 -54.17 37.21 36.42 10.33 32.37 400 263 PEAK 3 5923.88 52.90 69.13 -16.23 38.39 36.49 10.44 32.42 400 263 PEAK 4 5941.13 52.99 68.30 -15.31 38.44 36.52 10.47 32.44 400 263 PEAK	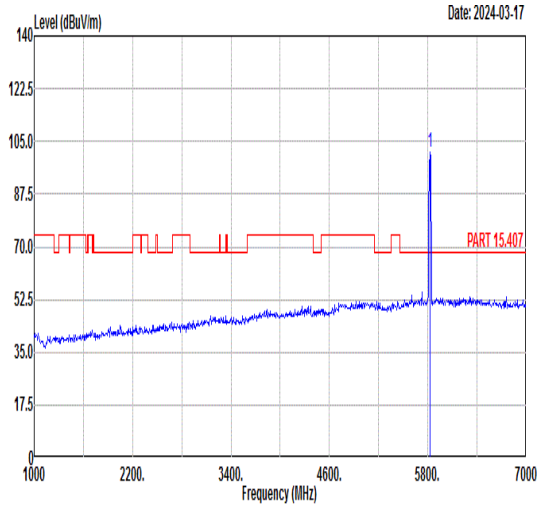 Freq Level Limit Line Margin (dB) Read Level Ant Factor Cable Loss Preamp Factor APos TPos Remark 1 5825.00 101.47 ------ ------ 87.21 36.35 10.23 32.32 400 263 PEAK
Avg	Blank	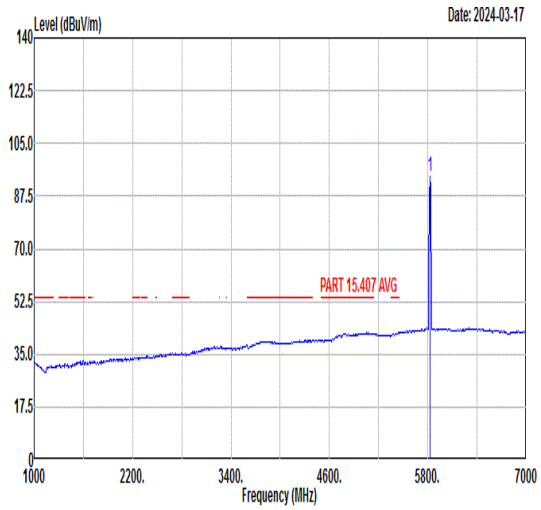 Freq Level Limit Line Margin (dB) Read Level Ant Factor Cable Loss Preamp Factor APos TPos Remark 1 5825.00 93.82 ------ ------ 79.56 36.35 10.23 32.32 400 263 AVERAGE

Mode	122	
	Band Edge - L	
	U-NII-1_5.15-5.25_802.11be EHT 80_CH42_Large RU ④ 484+242_5210MHz	
ANT	5+7	
Pol.	Horizontal	Fundamental
Peak	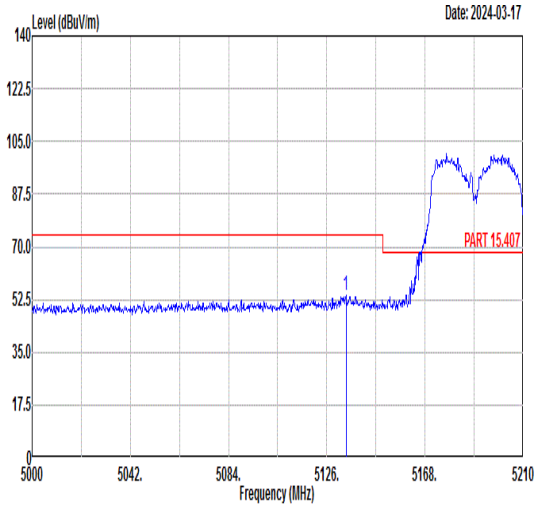 Freq Level Limit Line Margin (dB) Read Level Ant Factor Cable Loss Preamp Factor APos TPos Remark MHz dBuV/m dBuV/m dBuV dB/m dB dB cm deg 1 5134.19 54.00 74.00 -20.00 41.88 36.12 8.51 32.51 100 304 PEAK	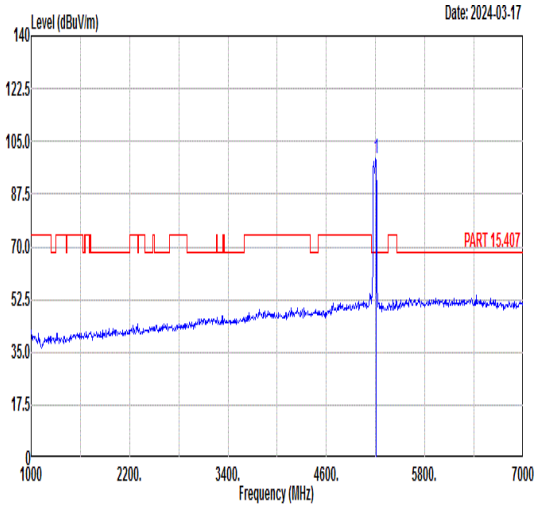 Freq Level Limit Line Margin (dB) Read Level Ant Factor Cable Loss Preamp Factor APos TPos Remark MHz dBuV/m dBuV/m dBuV dB/m dB dB cm deg 1 5210.00 99.19 ------ ------ 86.90 36.08 8.63 32.42 100 304 PEAK
Avg	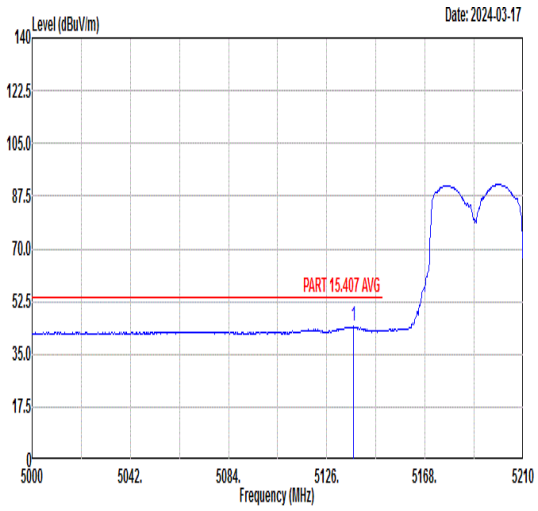 Freq Level Limit Line Margin (dB) Read Level Ant Factor Cable Loss Preamp Factor APos TPos Remark MHz dBuV/m dBuV/m dBuV dB/m dB dB cm deg 1 5137.55 44.15 54.00 -9.85 32.03 36.12 8.51 32.51 100 304 AVERAGE	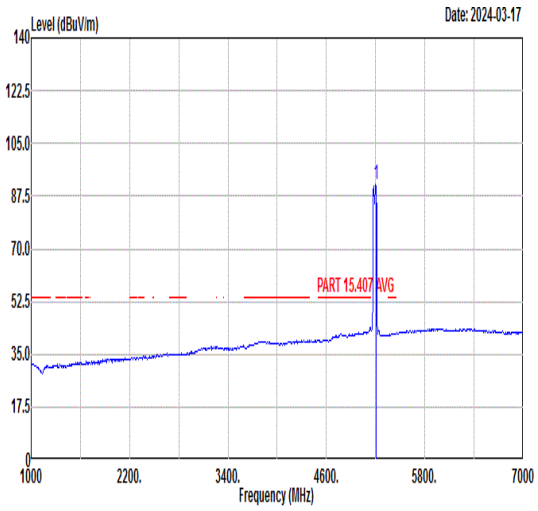 Freq Level Limit Line Margin (dB) Read Level Ant Factor Cable Loss Preamp Factor APos TPos Remark MHz dBuV/m dBuV/m dBuV dB/m dB dB cm deg 1 5210.00 91.26 ------ ------ 78.97 36.08 8.63 32.42 100 304 AVERAGE

Mode	122	
	Band Edge - R	
	U-NII-1_5.15-5.25_802.11be EHT 80_CH42_Large RU ❹ 484+242_5210MHz	
ANT	5+7	
Pol.	Horizontal	Fundamental
Peak	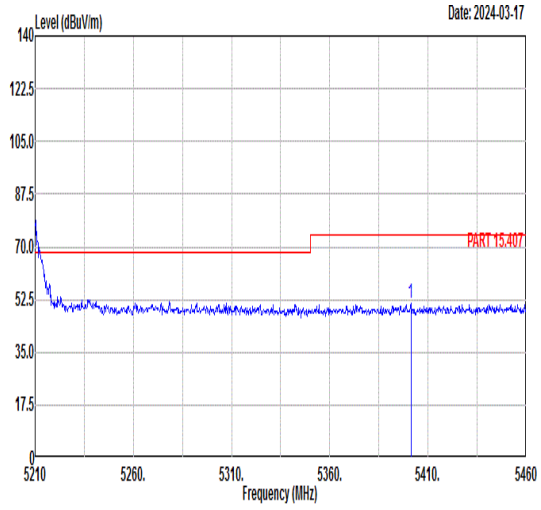 Freq Level Limit Line Margin (dB) Read Level Ant Factor Cable Loss Preamp Factor APos TPos Remark MHz dBuV/m dBuV/m dBuV dB/m dB dB cm deg 1 5401.25 51.43 74.00 -22.57 37.98 35.96 9.63 32.14 100 304 PEAK	Blank
Avg	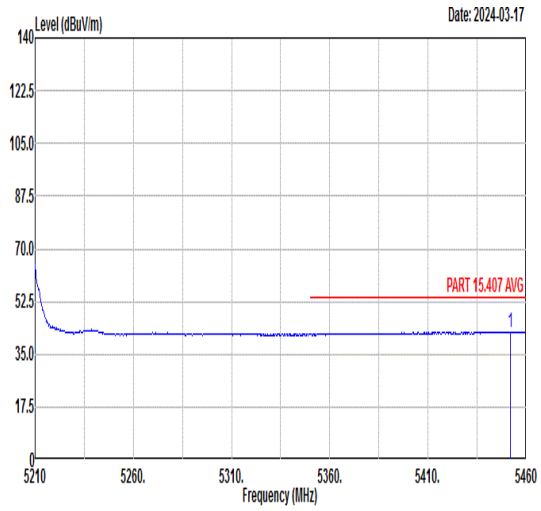 Freq Level Limit Line Margin (dB) Read Level Ant Factor Cable Loss Preamp Factor APos TPos Remark MHz dBuV/m dBuV/m dBuV dB/m dB dB cm deg 1 5452.00 42.53 54.00 -11.47 28.99 35.93 9.68 32.07 100 304 AVERAGE	Blank

Mode	122	
	Band Edge - L	
	U-NII-1_5.15-5.25_802.11be EHT 80_CH42_Large RU ④ 484+242_5210MHz	
ANT	5+7	
Pol.	Vertical	Fundamental
Peak	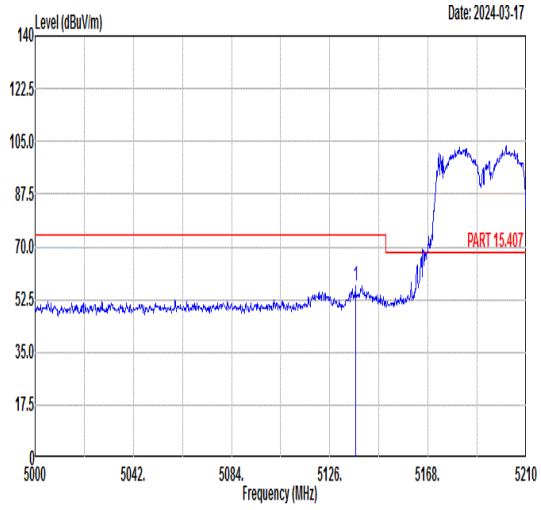 Freq Level Limit Line Margin (dB) Read Level Ant Factor Cable Loss Preamp Factor APos TPos Remark MHz dBuV/m dBuV/m dBuV dB/m dB dB cm deg 1 5136.92 57.16 74.00 -16.84 45.04 36.12 8.51 32.51 279 270 PEAK	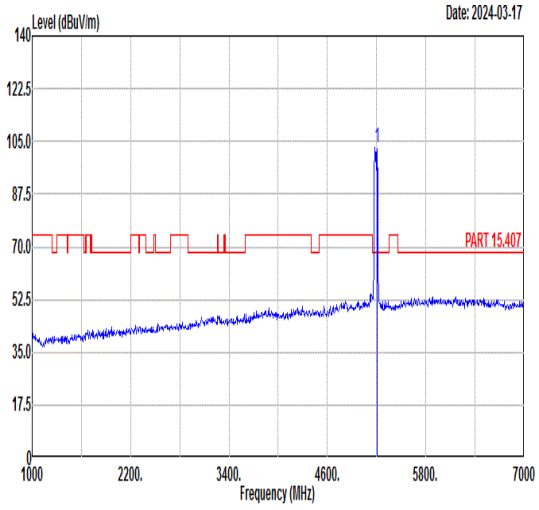 Freq Level Limit Line Margin (dB) Read Level Ant Factor Cable Loss Preamp Factor APos TPos Remark MHz dBuV/m dBuV/m dBuV dB/m dB dB cm deg 1 5210.00 103.10 ------ ------ 90.87 36.09 8.59 32.45 279 270 PEAK
Avg	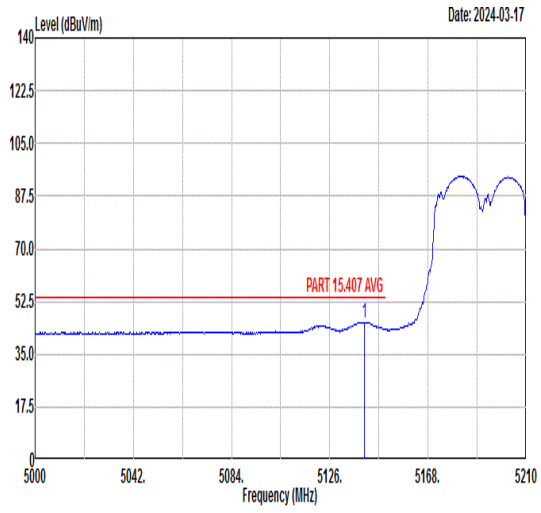 Freq Level Limit Line Margin (dB) Read Level Ant Factor Cable Loss Preamp Factor APos TPos Remark MHz dBuV/m dBuV/m dBuV dB/m dB dB cm deg 1 5140.70 45.65 54.00 -8.35 33.51 36.12 8.52 32.50 279 270 AVERAGE	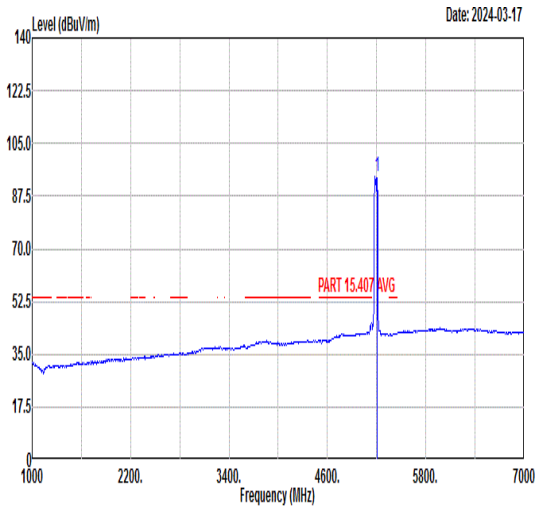 Freq Level Limit Line Margin (dB) Read Level Ant Factor Cable Loss Preamp Factor APos TPos Remark MHz dBuV/m dBuV/m dBuV dB/m dB dB cm deg 1 5210.00 93.95 ------ ------ 81.72 36.09 8.59 32.45 279 270 AVERAGE

Mode	122	
	Band Edge - R	
	U-NII-1_5.15-5.25_802.11be EHT 80_CH42_Large RU ❹ 484+242_5210MHz	
ANT	5+7	
Pol.	Vertical	Fundamental
Peak	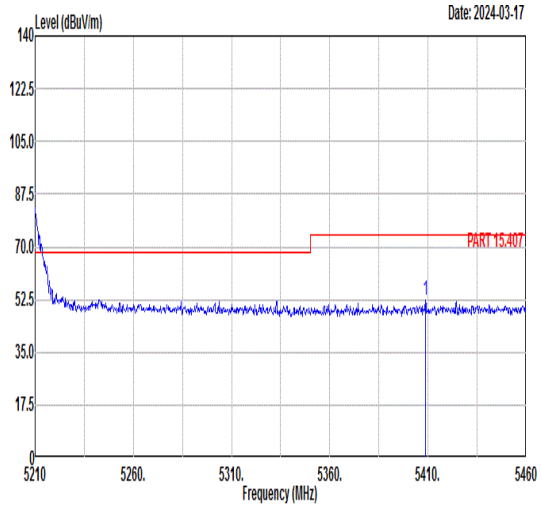 Freq Level Limit Line Margin (dB) Read Level Ant Factor Cable Loss Preamp Factor APos TPos Remark MHz dBuV/m dBuV/m dBuV dB/m dB dB cm deg 1 5408.75 52.13 74.00 -21.87 38.65 35.95 9.66 32.13 279 270 PEAK	Blank
Avg	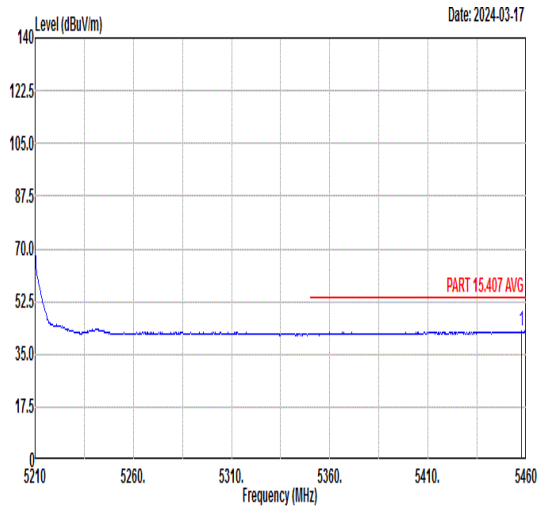 Freq Level Limit Line Margin (dB) Read Level Ant Factor Cable Loss Preamp Factor APos TPos Remark MHz dBuV/m dBuV/m dBuV dB/m dB dB cm deg 1 5457.75 42.56 54.00 -11.44 29.00 35.93 9.69 32.06 279 270 AVERAGE	Blank

Mode	123	
	Band Edge - L	
	U-NII-2A_5.25-5.35_ 802.11be EHT80 _CH58_Large RU ❶ 484+242_5290MHz	
ANT	5+7	
Pol.	Horizontal	Fundamental
Peak	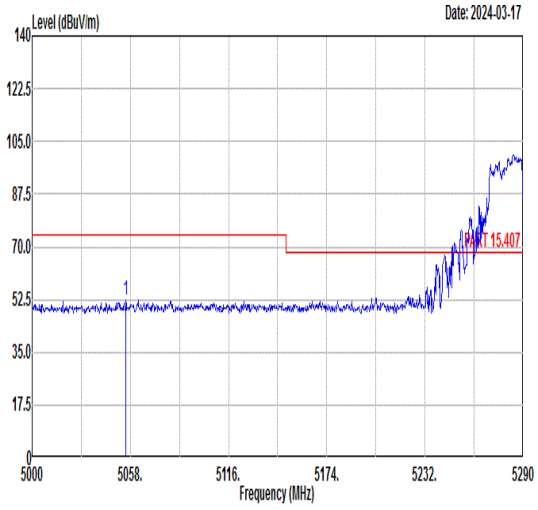 Freq Level Limit Line Margin (dB) Read Level Ant Factor Cable Loss Preamp Factor APos TPos Remark MHz dBuV/m dBuV/m dBuV dB/m dB dB cm deg 1 5055.39 52.48 74.00 -21.52 40.57 36.17 8.36 32.62 100 63 PEAK	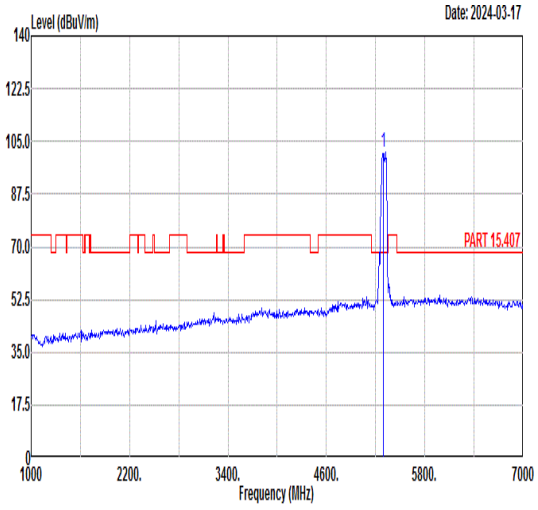 Freq Level Limit Line Margin (dB) Read Level Ant Factor Cable Loss Preamp Factor APos TPos Remark MHz dBuV/m dBuV/m dBuV dB/m dB dB cm deg 1 5290.00 101.33 ------ ------ 88.33 36.00 9.24 32.24 100 63 PEAK
Avg	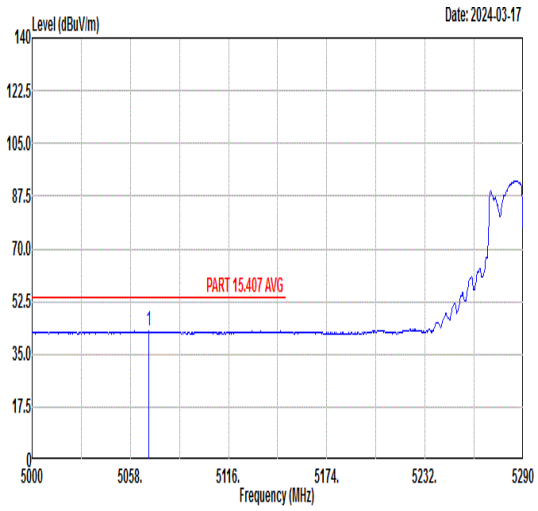 Freq Level Limit Line Margin (dB) Read Level Ant Factor Cable Loss Preamp Factor APos TPos Remark MHz dBuV/m dBuV/m dBuV dB/m dB dB cm deg 1 5069.02 42.70 54.00 -11.30 30.75 36.16 8.39 32.60 100 63 AVERAGE	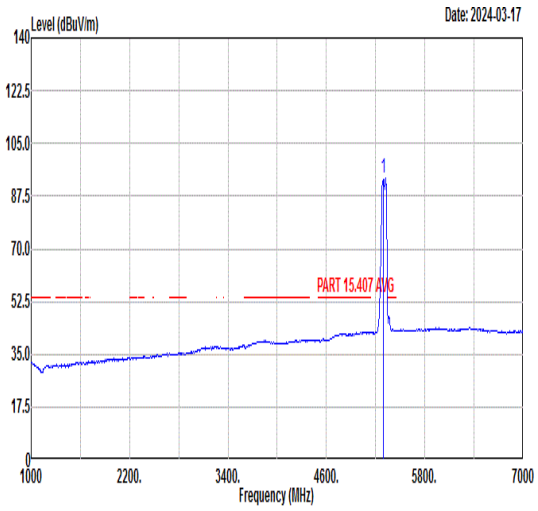 Freq Level Limit Line Margin (dB) Read Level Ant Factor Cable Loss Preamp Factor APos TPos Remark MHz dBuV/m dBuV/m dBuV dB/m dB dB cm deg 1 5290.00 93.47 ------ ------ 80.47 36.00 9.24 32.24 100 63 AVERAGE

Mode	123	
	Band Edge - R	
	U-NII-2A_5.25-5.35_ 802.11be EHT80 _CH58_Large RU ❶ 484+242_5290MHz	
ANT	5+7	
Pol.	Horizontal	Fundamental
Peak	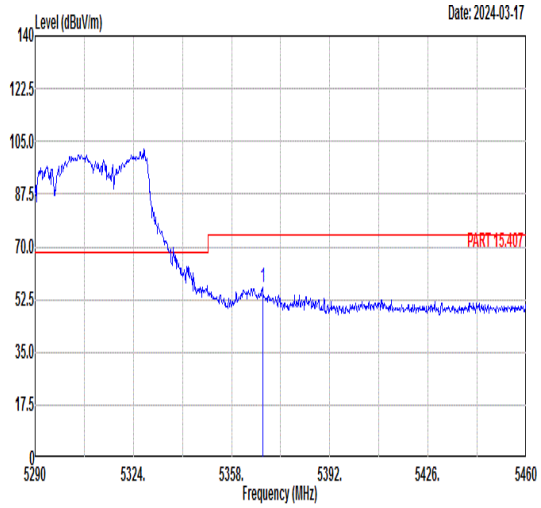 Freq Level Limit Line Margin (dB) Read Level Ant Factor Cable Loss Preamp Factor APos TPos Remark MHz dBuV/m dBuV/m dBuV dB/m dB dB cm deg 1 5368.71 56.33 74.00 -17.67 43.07 35.98 9.46 32.18 100 63 PEAK	Blank
Avg	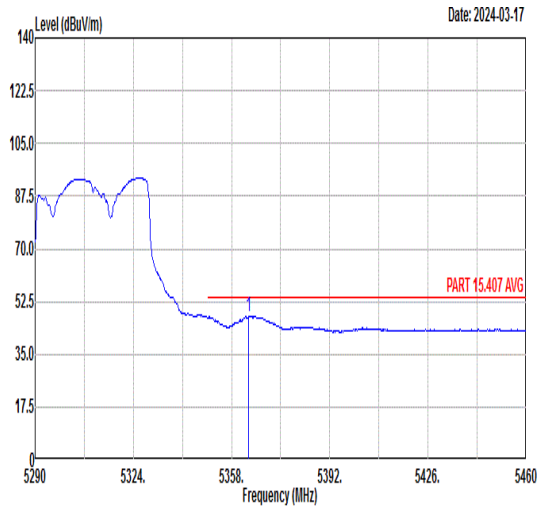 Freq Level Limit Line Margin (dB) Read Level Ant Factor Cable Loss Preamp Factor APos TPos Remark MHz dBuV/m dBuV/m dBuV dB/m dB dB cm deg 1 5363.95 47.57 54.00 -6.43 34.34 35.98 9.44 32.19 100 63 AVERAGE	Blank

Mode	123	
	Band Edge - L	
	U-NII-2A_5.25-5.35_ 802.11be EHT80 _CH58_Large RU ❶ 484+242_5290MHz	
ANT	5+7	
Pol.	Vertical	Fundamental
Peak	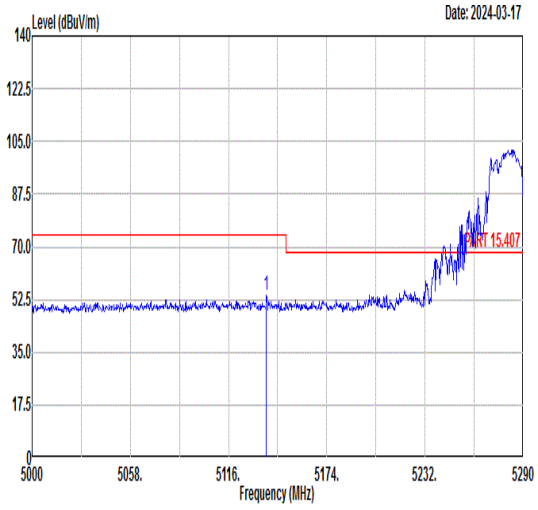 Freq Level Limit Line Margin (dB) Read Level Ant Factor Cable Loss Preamp Factor APos TPos Remark MHz dBuV/m dBuV/m dBuV dB/m dB dB cm deg 1 5138.33 53.70 74.00 -20.30 41.58 36.12 8.51 32.51 300 256 PEAK	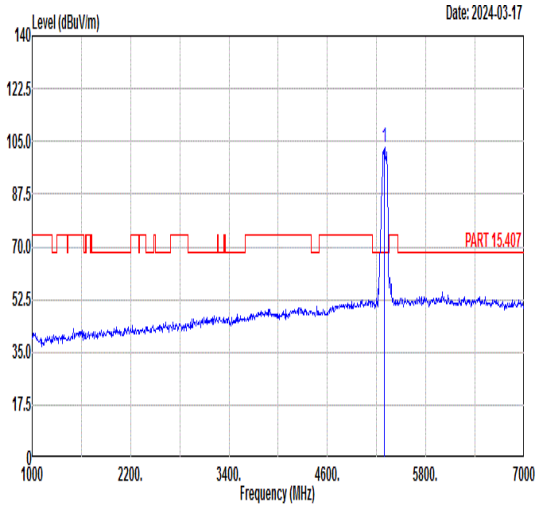 Freq Level Limit Line Margin (dB) Read Level Ant Factor Cable Loss Preamp Factor APos TPos Remark MHz dBuV/m dBuV/m dBuV dB/m dB dB cm deg 1 5290.00 102.82 ------ ------ 89.96 36.02 9.12 32.28 300 256 PEAK
Avg	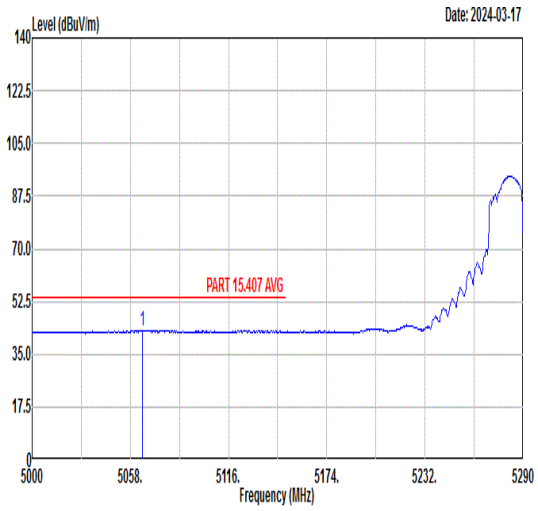 Freq Level Limit Line Margin (dB) Read Level Ant Factor Cable Loss Preamp Factor APos TPos Remark MHz dBuV/m dBuV/m dBuV dB/m dB dB cm deg 1 5064.96 42.97 54.00 -11.03 31.04 36.16 8.38 32.61 300 256 AVERAGE	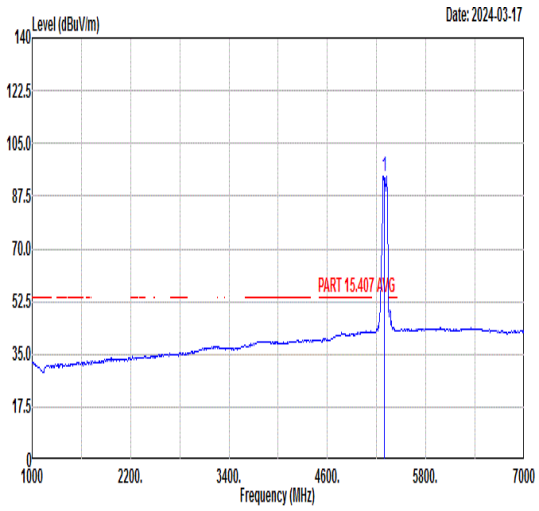 Freq Level Limit Line Margin (dB) Read Level Ant Factor Cable Loss Preamp Factor APos TPos Remark MHz dBuV/m dBuV/m dBuV dB/m dB dB cm deg 1 5290.00 94.04 ------ ------ 81.04 36.00 9.24 32.24 300 256 AVERAGE

Mode	123	
	Band Edge - R	
	U-NII-2A_5.25-5.35_ 802.11be EHT80 _CH58_Large RU ❶ 484+242_5290MHz	
ANT	5+7	
Pol.	Vertical	Fundamental
Peak	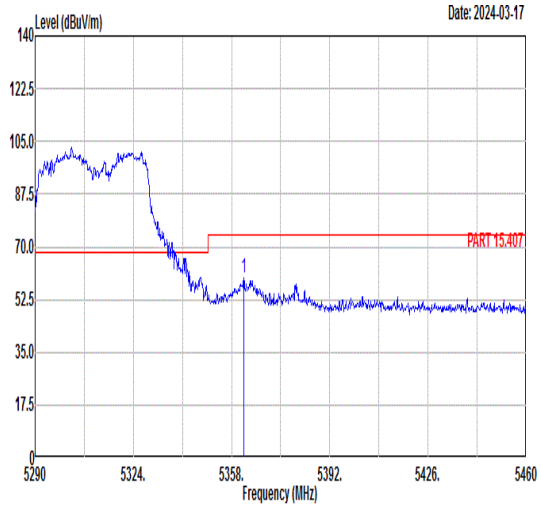 Freq Level Limit Line Margin (dB) Read Level Ant Factor Cable Loss Preamp Factor APos TPos Remark MHz dBuV/m dBuV/m dBuV dB/m dB dB cm deg 1 5362.25 59.65 74.00 -14.35 46.43 35.98 9.43 32.19 300 256 PEAK	Blank
Avg	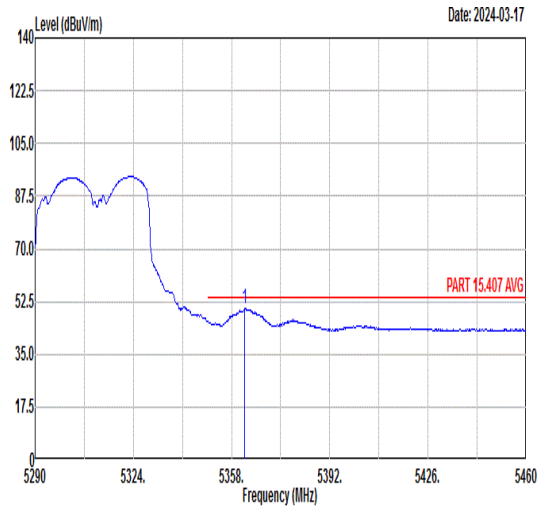 Freq Level Limit Line Margin (dB) Read Level Ant Factor Cable Loss Preamp Factor APos TPos Remark MHz dBuV/m dBuV/m dBuV dB/m dB dB cm deg 1 5362.59 50.13 54.00 -3.87 36.91 35.98 9.43 32.19 300 256 AVERAGE	Blank

Mode	124	
	Band Edge - L	
	U-NII-2C_5.47-5.725_ 802.11be EHT80 _CH106_Large RU ④ 484+242_5530MHz	
ANT	5+7	
Pol.	Horizontal	Fundamental
Peak	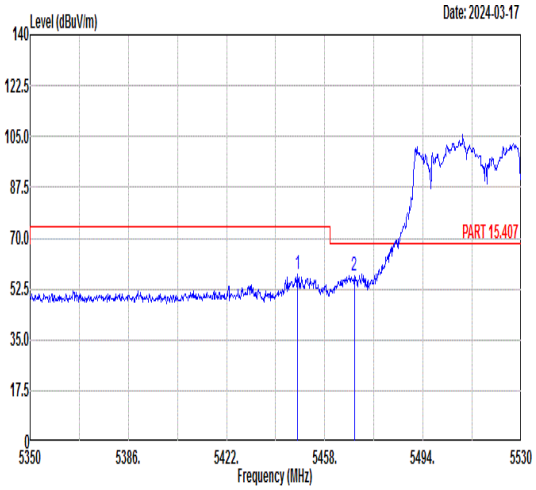 Freq Level Limit Line Margin Read Level Ant Factor Cable Loss Preamp Factor APos TPos Remark MHz dBuV/m dBuV/m dB dBuV dB/m dB dB cm deg 1 5448.10 57.51 74.00 -16.49 43.97 35.93 9.68 32.07 100 57 PEAK 2 5468.80 56.94 68.30 -11.36 43.37 35.92 9.69 32.04 100 57 PEAK	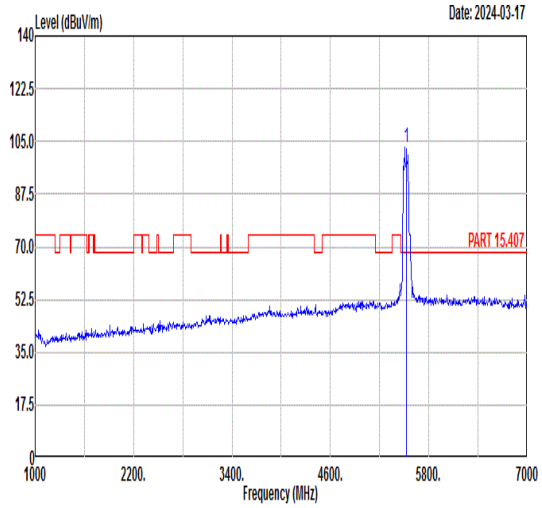 Freq Level Limit Line Margin Read Level Ant Factor Cable Loss Preamp Factor APos TPos Remark MHz dBuV/m dBuV/m dB dBuV dB/m dB dB cm deg 1 5530.00 102.87 ------ ------ 89.26 35.91 9.71 32.01 100 57 PEAK
Avg	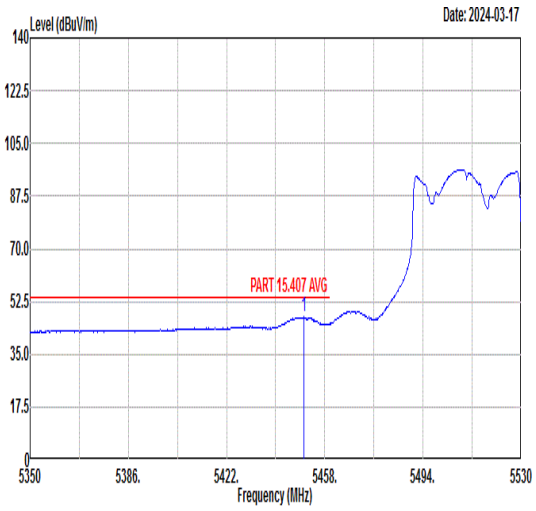 Freq Level Limit Line Margin Read Level Ant Factor Cable Loss Preamp Factor APos TPos Remark MHz dBuV/m dBuV/m dB dBuV dB/m dB dB cm deg 1 5450.44 47.39 54.00 -6.61 33.85 35.93 9.68 32.07 100 57 AVERAGE	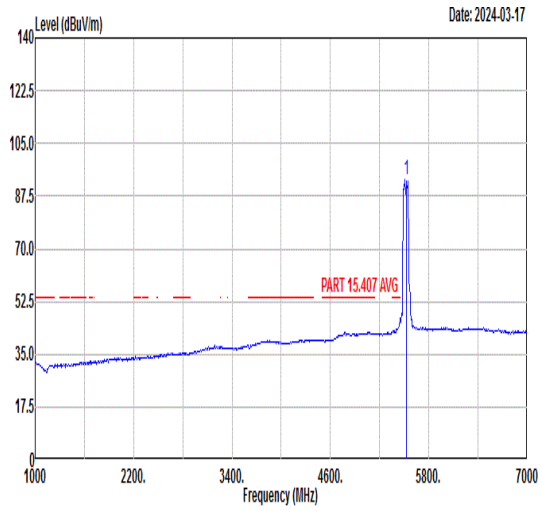 Freq Level Limit Line Margin Read Level Ant Factor Cable Loss Preamp Factor APos TPos Remark MHz dBuV/m dBuV/m dB dBuV dB/m dB dB cm deg 1 5530.00 93.05 ------ ------ 79.44 35.91 9.71 32.01 100 57 AVERAGE

Mode	124	
	Band Edge - R	
	U-NII-2C_5.47-5.725_ 802.11be EHT80 _CH106_Large RU ❹ 484+242_5530MHz	
ANT	5+7	
Pol.	Horizontal	Fundamental
Peak	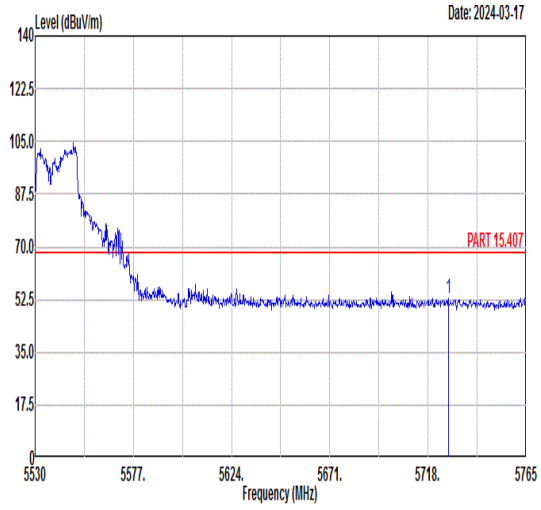 Freq Level Limit Line Margin Read Level Ant Factor Cable Loss Preamp Factor APos TPos Remark MHz dBuV/m dBuV/m dB dBuV dB/m dB dB cm deg 1 5727.64 52.98 68.30 -15.32 38.97 36.22 10.02 32.23 100 57 PEAK	Blank

Mode	124	
	Band Edge - L	
	U-NII-2C_5.47-5.725_ 802.11be EHT80 _CH106_Large RU ④ 484+242_5530MHz	
ANT	5+7	
Pol.	Vertical	Fundamental
Peak	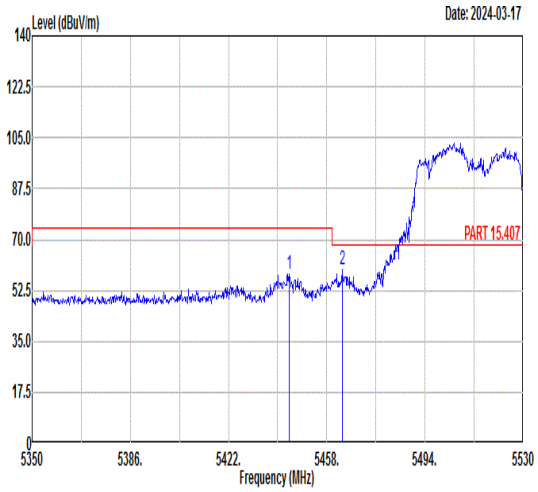 Freq Level Limit Line Margin Read Level Ant Factor Cable Loss Preamp Factor APos TPos Remark MHz dBuV/m dBuV/m dB dBuV dB/m dB dB cm deg 1 5444.14 58.02 74.00 -15.98 44.49 35.93 9.68 32.08 322 259 PEAK 2 5463.58 59.96 68.30 -8.34 46.40 35.92 9.69 32.05 322 259 PEAK	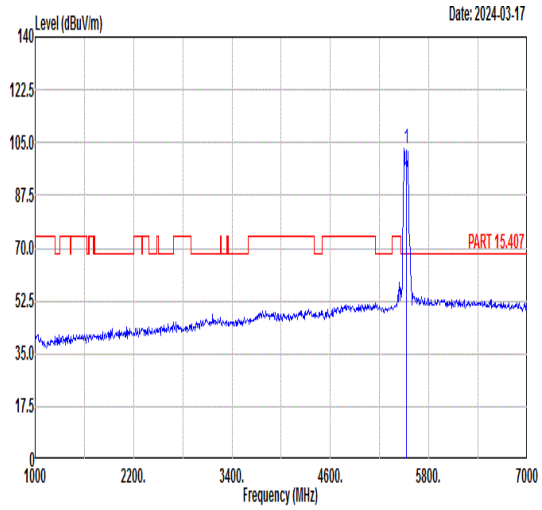 Freq Level Limit Line Margin Read Level Ant Factor Cable Loss Preamp Factor APos TPos Remark MHz dBuV/m dBuV/m dB dBuV dB/m dB dB cm deg 1 5530.00 103.02 ------ ------ 89.41 35.90 9.71 32.00 322 259 PEAK
Avg	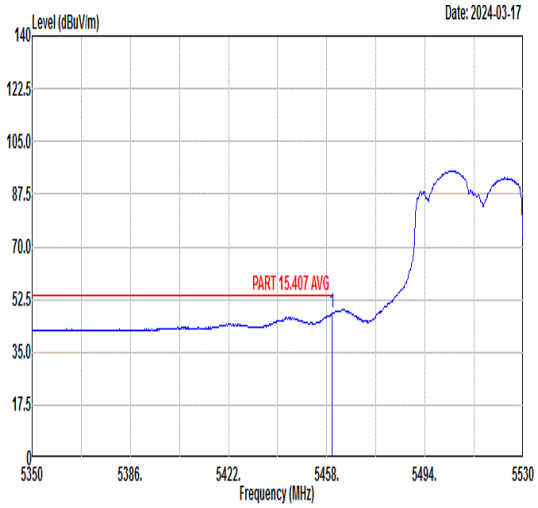 Freq Level Limit Line Margin Read Level Ant Factor Cable Loss Preamp Factor APos TPos Remark MHz dBuV/m dBuV/m dB dBuV dB/m dB dB cm deg 1 5459.98 47.82 54.00 -6.18 34.27 35.92 9.69 32.06 322 259 AVERAGE	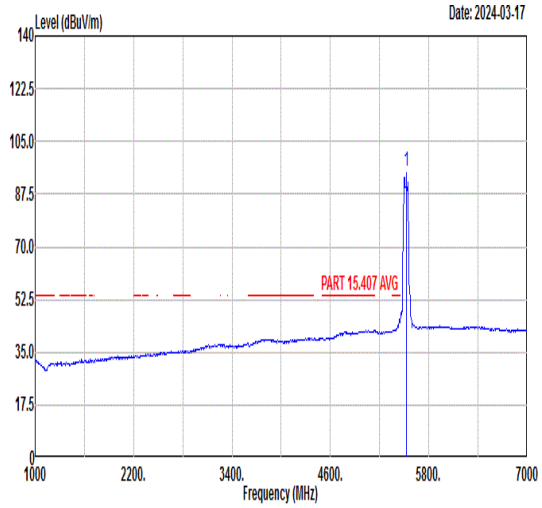 Freq Level Limit Line Margin Read Level Ant Factor Cable Loss Preamp Factor APos TPos Remark MHz dBuV/m dBuV/m dB dBuV dB/m dB dB cm deg 1 5530.00 94.92 ------ ------ 81.31 35.91 9.71 32.01 322 259 AVERAGE

Mode	124	
	Band Edge - R	
	U-NII-2C_5.47-5.725_ 802.11be EHT80 _CH106_Large RU ❹ 484+242_5530MHz	
ANT	5+7	
Pol.	Vertical	Fundamental
Peak	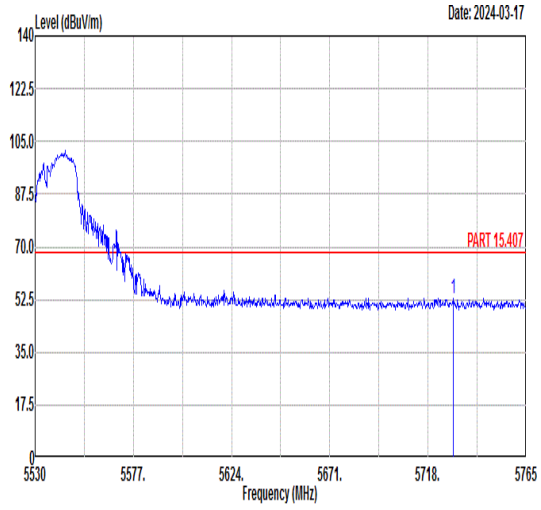 Freq Level Limit Line Margin Read Level Ant Factor Cable Loss Preamp Factor APos TPos Remark MHz dBuV/m dBuV/m dB dBuV dB/m dB dB cm deg 1 5730.22 52.74 68.30 -15.56 38.72 36.22 10.03 32.23 322 259 PEAK	Blank

Mode	125	
	Band Edge - L	
	U-NII-2C_5.47-5.725_ 802.11be EHT80 _CH122_Large RU ❶ 484+242_5610MHz	
ANT	5+7	
Pol.	Horizontal	Fundamental
Peak	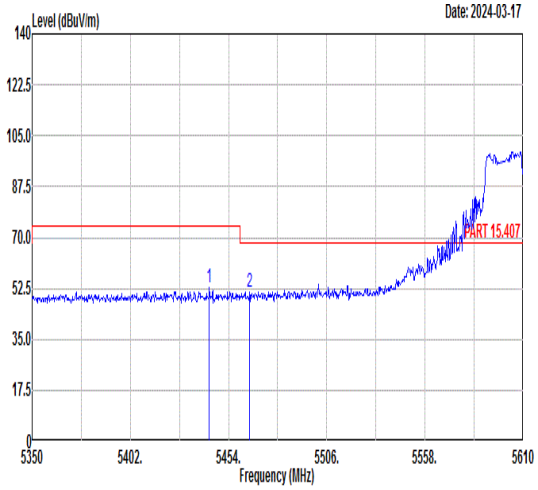 Freq Level Limit Line Margin Read Level Ant Factor Cable Loss Preamp Factor APos TPos Remark MHz dBuV/m dBuV/m dB dBuV dB/m dB dB cm deg 1 5443.86 52.83 74.00 -21.17 39.30 35.93 9.68 32.08 100 277 PEAK 2 5465.18 51.47 68.30 -16.83 37.91 35.92 9.69 32.05 100 277 PEAK	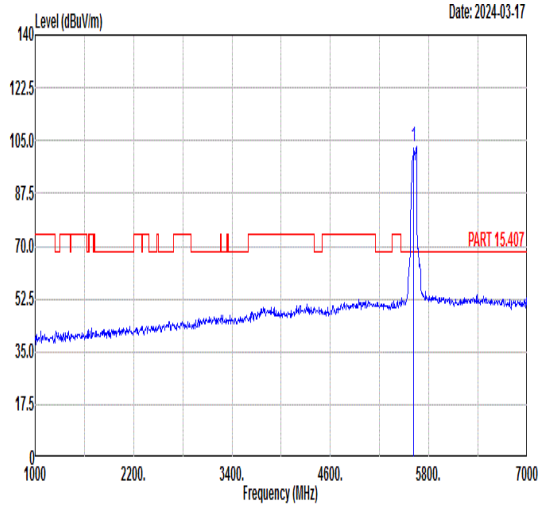 Freq Level Limit Line Margin Read Level Ant Factor Cable Loss Preamp Factor APos TPos Remark MHz dBuV/m dBuV/m dB dBuV dB/m dB dB cm deg 1 5610.00 103.15 ------ ------ 89.33 36.11 9.86 32.15 100 277 PEAK

Avg	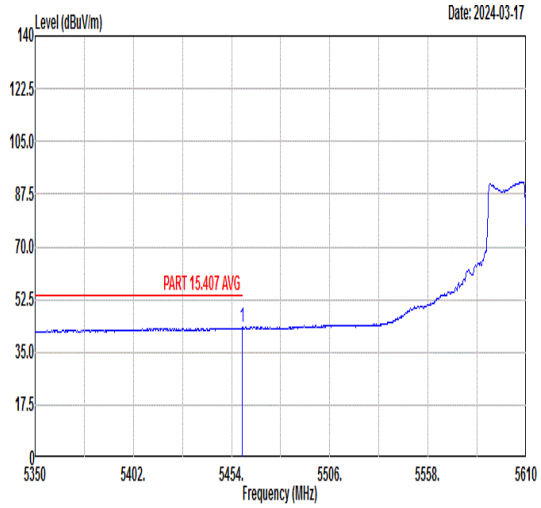 Freq Level Limit Line Margin Read Level Ant Factor Cable Loss Preamp Factor APos TPos Remark MHz dBuV/m dBuV/m dB dBuV dB/m dB dB cm deg 1 5459.46 43.08 54.00 -10.92 29.53 35.92 9.69 32.06 100 277 AVERAGE	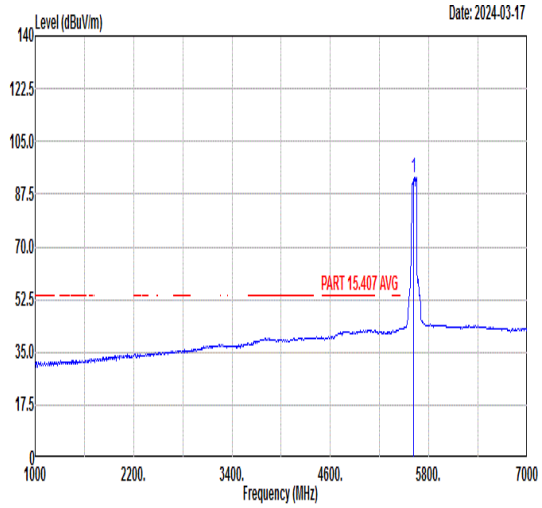 Freq Level Limit Line Margin Read Level Ant Factor Cable Loss Preamp Factor APos TPos Remark MHz dBuV/m dBuV/m dB dBuV dB/m dB dB cm deg 1 5610.00 93.23 ------ ------ 79.47 36.08 9.81 32.13 100 277 AVERAGE

Mode	125	
	Band Edge - R	
	U-NII-2C_5.47-5.725_ 802.11be EHT80 _CH122_Large RU ❶ 484+242_5610MHz	
ANT	5+7	
Pol.	Horizontal	Fundamental
Peak	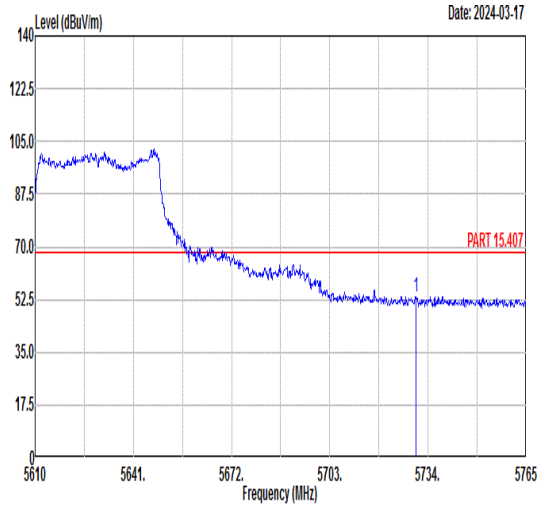 Freq Level Limit Line Margin Read Level Ant Factor Cable Loss Preamp Factor APos TPos Remark MHz dBuV/m dBuV/m dB dBuV dB/m dB dB cm deg 1 5730.28 53.49 68.30 -14.81 39.47 36.22 10.03 32.23 100 277 PEAK	Blank

Mode	125
	Band Edge - L
	U-NII-2C_5.47-5.725_ 802.11be EHT80 _CH122_Large RU ❶ 484+242_5610MHz
ANT	5+7

Pol.	Vertical	Fundamental
Peak	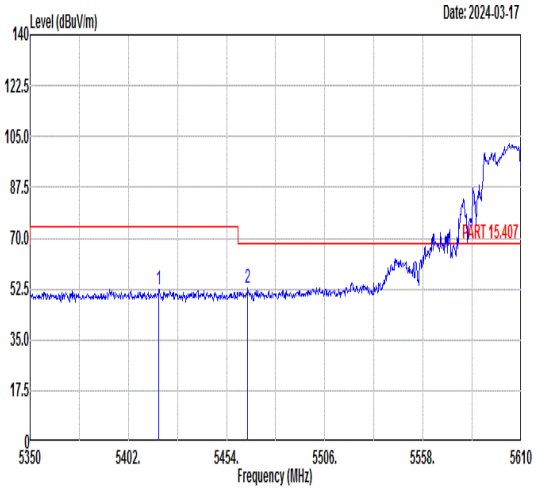 Freq Level Limit Line Margin Read Level Ant Factor Cable Loss Preamp Factor APos TPos Remark MHz dBuV/m dBuV/m dB dBuV dB/m dB dB cm deg 1 5418.12 52.52 74.00 -21.48 39.01 35.95 9.67 32.11 303 249 PEAK 2 5465.18 52.62 68.30 -15.68 39.06 35.92 9.69 32.05 303 249 PEAK	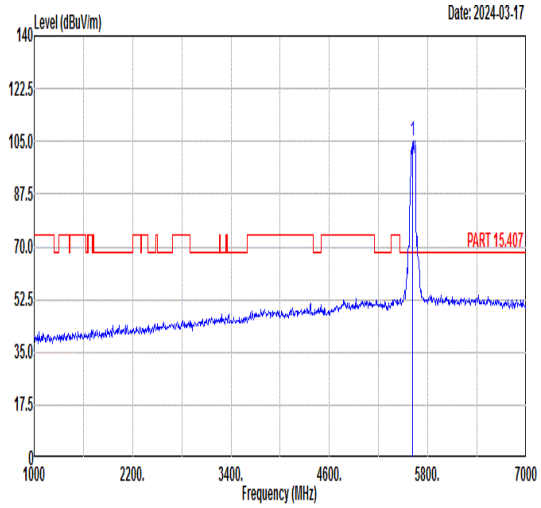 Freq Level Limit Line Margin Read Level Ant Factor Cable Loss Preamp Factor APos TPos Remark MHz dBuV/m dBuV/m dB dBuV dB/m dB dB cm deg 1 5610.00 105.06 ------ ------ 91.31 36.07 9.80 32.12 303 249 PEAK
Avg	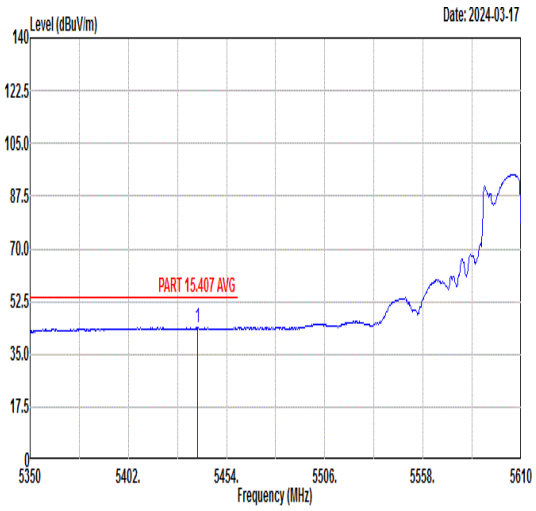 Freq Level Limit Line Margin Read Level Ant Factor Cable Loss Preamp Factor APos TPos Remark MHz dBuV/m dBuV/m dB dBuV dB/m dB dB cm deg 1 5438.66 43.81 54.00 -10.19 30.28 35.94 9.68 32.09 303 249 AVERAGE	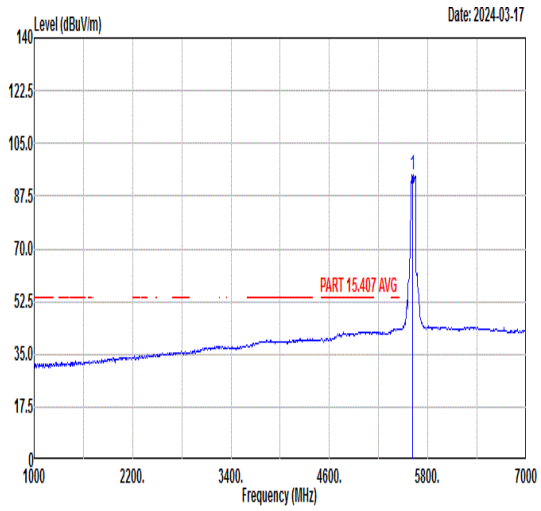 Freq Level Limit Line Margin Read Level Ant Factor Cable Loss Preamp Factor APos TPos Remark MHz dBuV/m dBuV/m dB dBuV dB/m dB dB cm deg 1 5610.00 94.76 ------ ------ 81.00 36.08 9.81 32.13 303 249 AVERAGE

Mode	125	
	Band Edge - R	
	U-NII-2C_5.47-5.725_ 802.11be EHT80 _CH122_Large RU ❶ 484+242_5610MHz	
ANT	5+7	
Pol.	Vertical	Fundamental
Peak	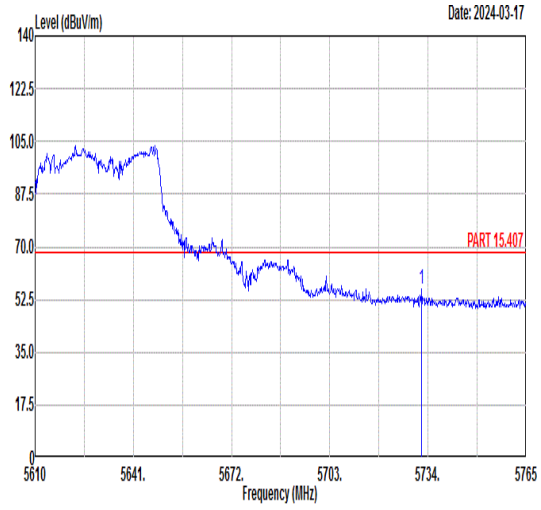 Freq Level Limit Line Margin Read Level Ant Factor Cable Loss Preamp Factor APos TPos Remark MHz dBuV/m dBuV/m dB dBuV dB/m dB dB cm deg 1 5731.99 55.86 68.30 -12.44 41.84 36.22 10.03 32.23 303 249 PEAK	Blank

Mode	126	
	Band Edge - L	
	U-NII-2A_5.25-5.35_ 802.11be EHT160 _CH50_Large RU 3 996+484_5250MHz	
ANT	5+7	
Pol.	Horizontal	Fundamental
Peak	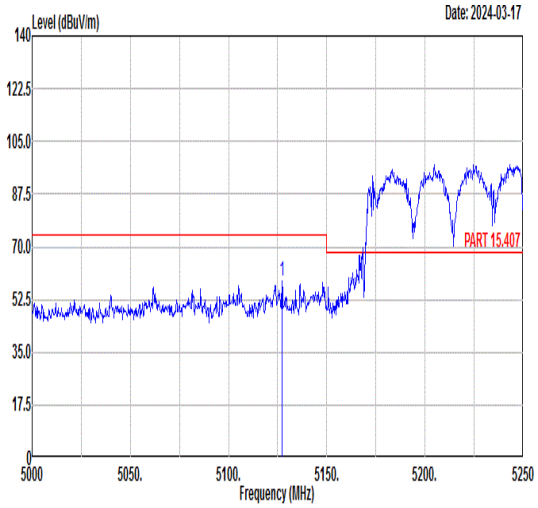 Freq Level Limit Line Margin Read Level Ant Factor Cable Loss Preamp Factor APos TPos Remark MHz dBuV/m dBuV/m dB dBuV dB/m dB dB cm deg 1 5127.25 58.73 74.00 -15.27 46.64 36.12 8.49 32.52 100 64 PEAK	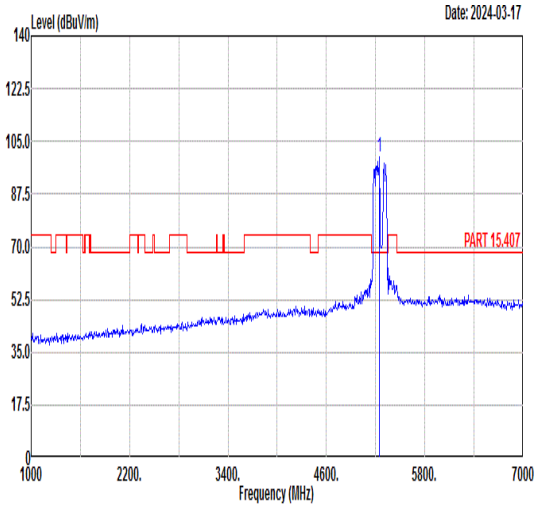 Freq Level Limit Line Margin Read Level Ant Factor Cable Loss Preamp Factor APos TPos Remark MHz dBuV/m dBuV/m dB dBuV dB/m dB dB cm deg 1 5250.00 99.66 ------ ------ 87.12 36.05 8.84 32.35 100 64 PEAK
Avg	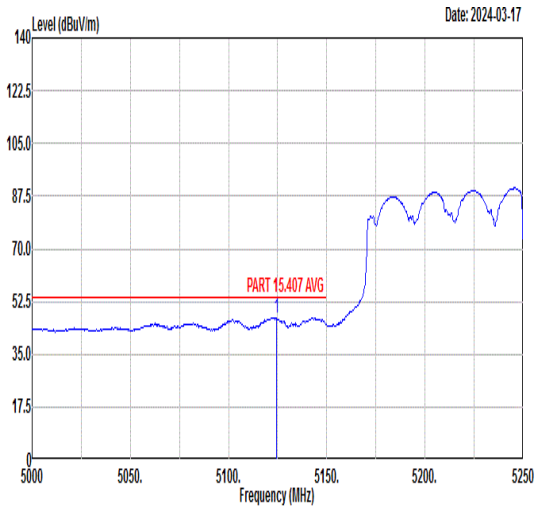 Freq Level Limit Line Margin Read Level Ant Factor Cable Loss Preamp Factor APos TPos Remark MHz dBuV/m dBuV/m dB dBuV dB/m dB dB cm deg 1 5124.50 47.26 54.00 -6.74 35.17 36.13 8.49 32.53 100 64 AVERAGE	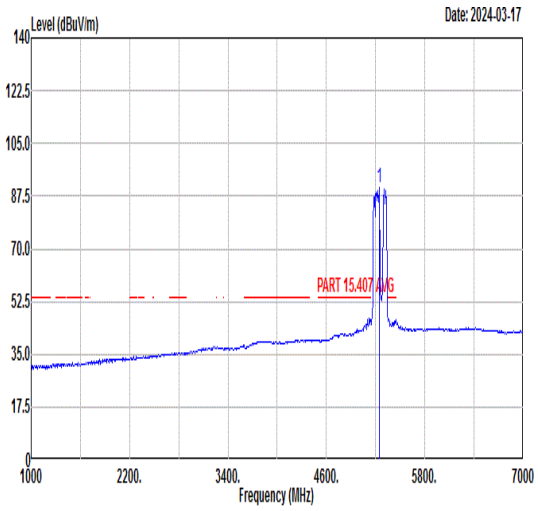 Freq Level Limit Line Margin Read Level Ant Factor Cable Loss Preamp Factor APos TPos Remark MHz dBuV/m dBuV/m dB dBuV dB/m dB dB cm deg 1 5250.00 90.18 ------ ------ 77.64 36.05 8.84 32.35 100 64 AVERAGE

Mode	126	
	Band Edge - R	
	U-NII-2A_5.25-5.35_ 802.11be EHT160 _CH50_Large RU 3 996+484_5250MHz	
ANT	5+7	
Pol.	Horizontal	Fundamental
Peak	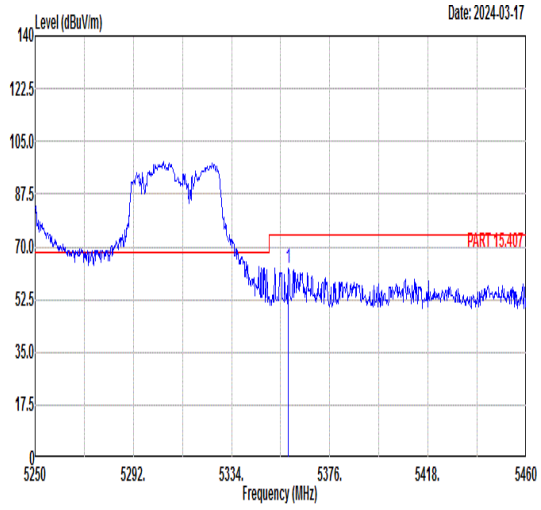 Freq Level Limit Line Margin Read Level Ant Factor Cable Loss Preamp Factor APos TPos Remark MHz dBuV/m dBuV/m dB dBuV dB/m dB dB cm deg 1 5358.15 62.88 74.00 -11.12 49.68 35.99 9.41 32.20 100 64 PEAK	Blank
Avg	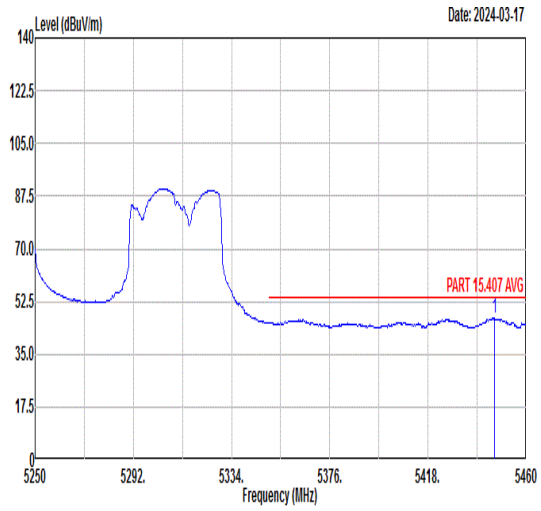 Freq Level Limit Line Margin Read Level Ant Factor Cable Loss Preamp Factor APos TPos Remark MHz dBuV/m dBuV/m dB dBuV dB/m dB dB cm deg 1 5446.35 46.98 54.00 -7.02 33.45 35.93 9.68 32.08 100 64 AVERAGE	Blank

Mode	126	
	Band Edge - L	
	U-NII-2A_5.25-5.35_ 802.11be EHT160 _CH50_Large RU 3 996+484_5250MHz	
ANT	5+7	
Pol.	Vertical	Fundamental
Peak	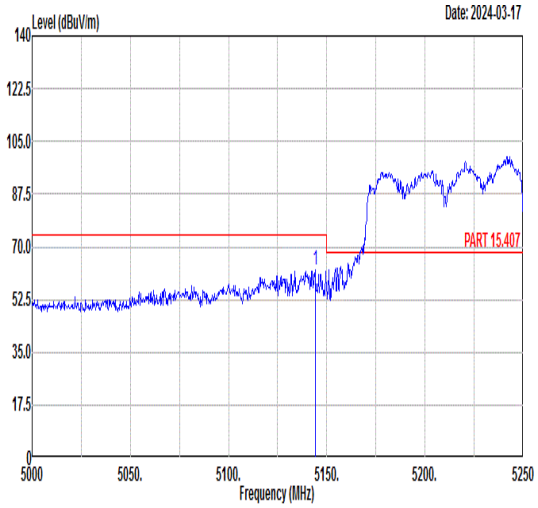 Freq Level Limit Line Margin Read Level Ant Factor Cable Loss Preamp Factor APos TPos Remark MHz dBuV/m dBuV/m dB dBuV dB/m dB dB cm deg 1 5144.00 62.13 74.00 -11.87 50.00 36.11 8.52 32.50 352 247 PEAK	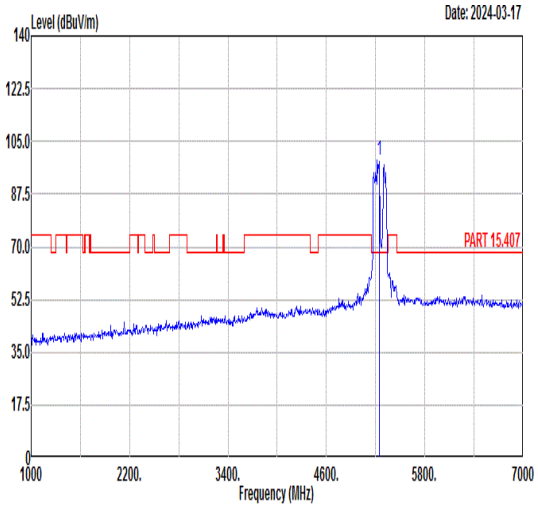 Freq Level Limit Line Margin Read Level Ant Factor Cable Loss Preamp Factor APos TPos Remark MHz dBuV/m dBuV/m dB dBuV dB/m dB dB cm deg 1 5250.00 98.64 ------ ------ 86.28 36.07 8.68 32.39 352 247 PEAK
Avg	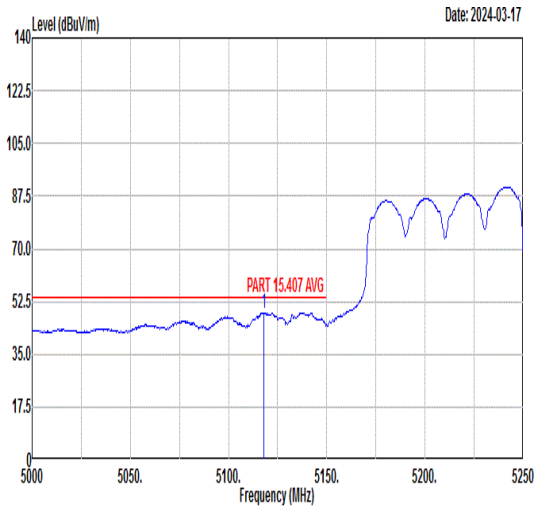 Freq Level Limit Line Margin Read Level Ant Factor Cable Loss Preamp Factor APos TPos Remark MHz dBuV/m dBuV/m dB dBuV dB/m dB dB cm deg 1 5118.00 48.82 54.00 -5.18 36.74 36.13 8.48 32.53 352 247 AVERAGE	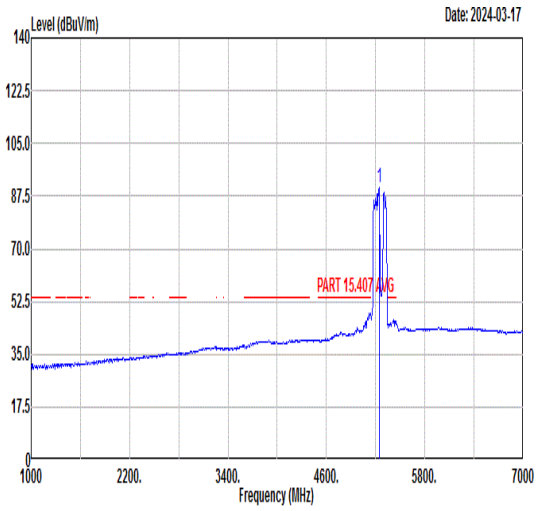 Freq Level Limit Line Margin Read Level Ant Factor Cable Loss Preamp Factor APos TPos Remark MHz dBuV/m dBuV/m dB dBuV dB/m dB dB cm deg 1 5250.00 90.48 ------ ------ 77.98 36.05 8.81 32.36 352 247 AVERAGE

Mode	126	
	Band Edge - R	
	U-NII-2A_5.25-5.35_ 802.11be EHT160 _CH50_Large RU 3 996+484_5250MHz	
ANT	5+7	
Pol.	Vertical	Fundamental
Peak	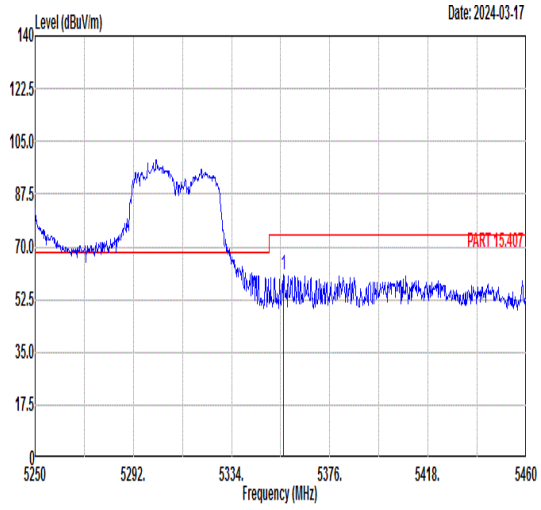 Freq Level Limit Line Margin Read Level Ant Factor Cable Loss Preamp Factor APos TPos Remark MHz dBuV/m dBuV/m dB dBuV dB/m dB dB cm deg 1 5356.26 60.57 74.00 -13.43 47.38 35.99 9.40 32.20 352 247 PEAK	Blank
Avg	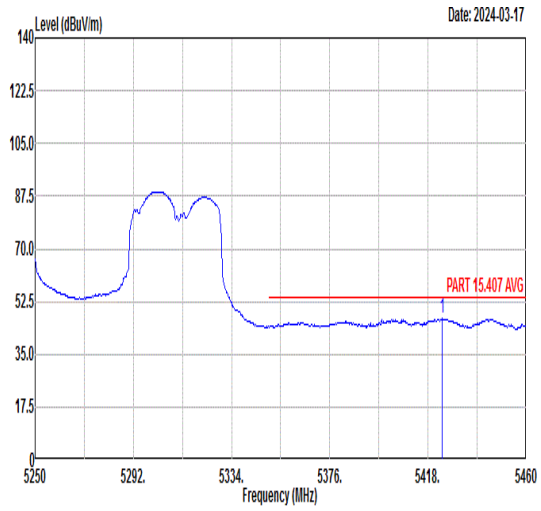 Freq Level Limit Line Margin Read Level Ant Factor Cable Loss Preamp Factor APos TPos Remark MHz dBuV/m dBuV/m dB dBuV dB/m dB dB cm deg 1 5424.09 46.93 54.00 -7.07 33.42 35.95 9.67 32.11 352 247 AVERAGE	Blank

Mode	127
	Band Edge - L
	U-NII-2C_5.47-5.725_ 802.11be EHT160 _CH114_Large RU ④ 996+484_5570MHz
ANT	5+7

Pol.	Horizontal	Fundamental
Peak	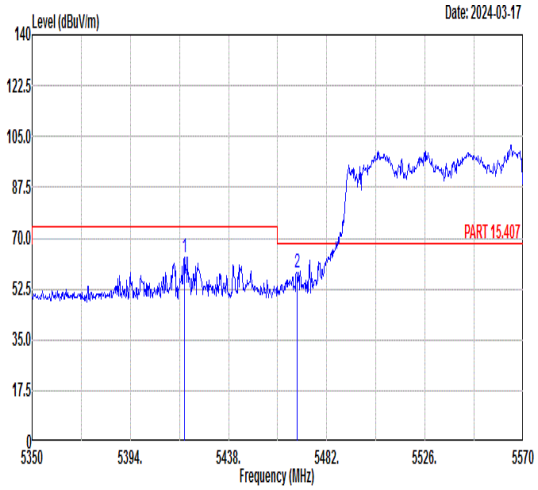 Freq Level Limit Line Margin Read Level Ant Factor Cable Loss Preamp Factor APos TPos Remark MHz dBuV/m dBuV/m dB dBuV dB/m dB dB cm deg 1 5418.20 63.57 74.00 -10.43 50.06 35.95 9.67 32.11 108 58 PEAK 2 5468.58 58.16 68.30 -10.14 44.59 35.92 9.69 32.04 108 58 PEAK	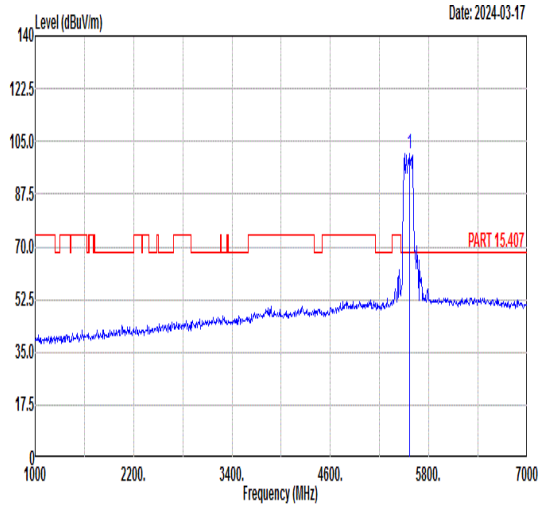 Freq Level Limit Line Margin Read Level Ant Factor Cable Loss Preamp Factor APos TPos Remark MHz dBuV/m dBuV/m dB dBuV dB/m dB dB cm deg 1 5570.00 100.68 ------ ------ 87.02 35.99 9.74 32.07 108 58 PEAK
Avg	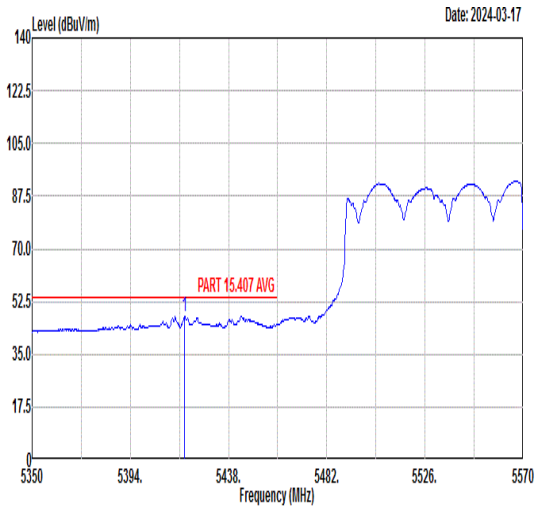 Freq Level Limit Line Margin Read Level Ant Factor Cable Loss Preamp Factor APos TPos Remark MHz dBuV/m dBuV/m dB dBuV dB/m dB dB cm deg 1 5418.20 47.57 54.00 -6.43 34.06 35.95 9.67 32.11 108 58 AVERAGE	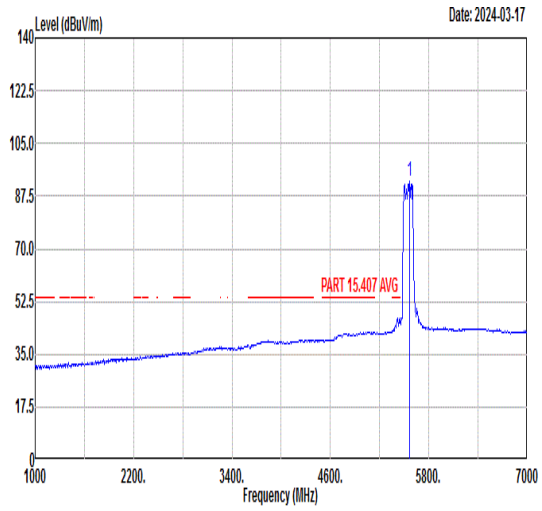 Freq Level Limit Line Margin Read Level Ant Factor Cable Loss Preamp Factor APos TPos Remark MHz dBuV/m dBuV/m dB dBuV dB/m dB dB cm deg 1 5570.00 92.23 ------ ------ 78.57 35.99 9.74 32.07 108 58 AVERAGE

Mode	127	
	Band Edge - R	
	U-NII-2C_5.47-5.725_ 802.11be EHT160 _CH114_Large RU ④ 996+484_5570MHz	
ANT	5+7	
Pol.	Horizontal	Fundamental
Peak	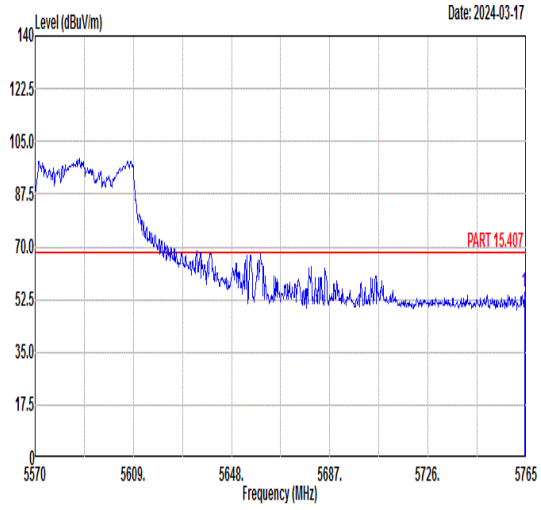 Freq Level Limit Line Margin Read Level Ant Factor Cable Loss Preamp Factor APos TPos Remark MHz dBuV/m dBuV/m dB dBuV dB/m dB dB cm deg 1 5764.22 54.77 68.30 -13.53 40.66 36.27 10.10 32.26 108 58 PEAK	Blank

Mode	127
	Band Edge - L
	U-NII-2C_5.47-5.725_ 802.11be EHT160 _CH114_Large RU ④ 996+484_5570MHz
ANT	5+7

Pol.	Vertical	Fundamental
Peak	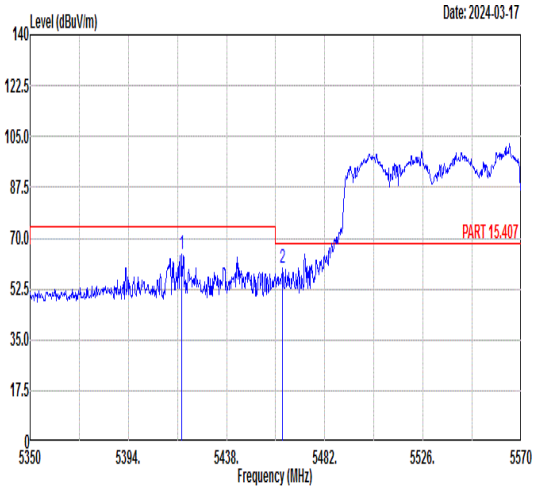 Freq Level Limit Line Margin Read Level Ant Factor Cable Loss Preamp Factor APos TPos Remark MHz dBuV/m dBuV/m dB dBuV dB/m dB dB cm deg 1 5417.98 64.45 74.00 -9.55 50.94 35.95 9.67 32.11 279 245 PEAK 2 5463.08 59.53 68.30 -8.77 45.97 35.92 9.69 32.05 279 245 PEAK	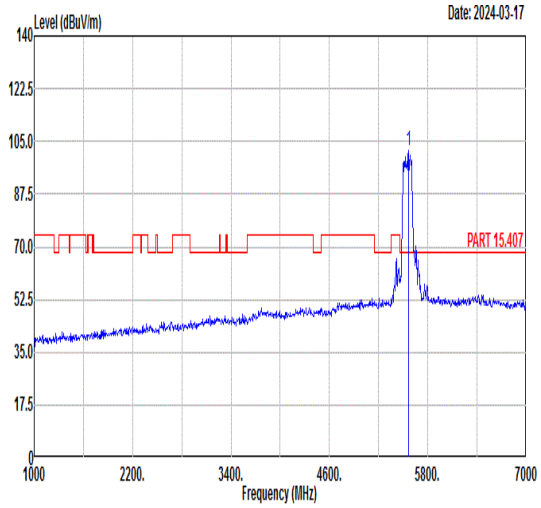 Freq Level Limit Line Margin Read Level Ant Factor Cable Loss Preamp Factor APos TPos Remark MHz dBuV/m dBuV/m dB dBuV dB/m dB dB cm deg 1 5570.00 102.22 ------ ------ 88.56 35.99 9.74 32.07 279 245 PEAK
Avg	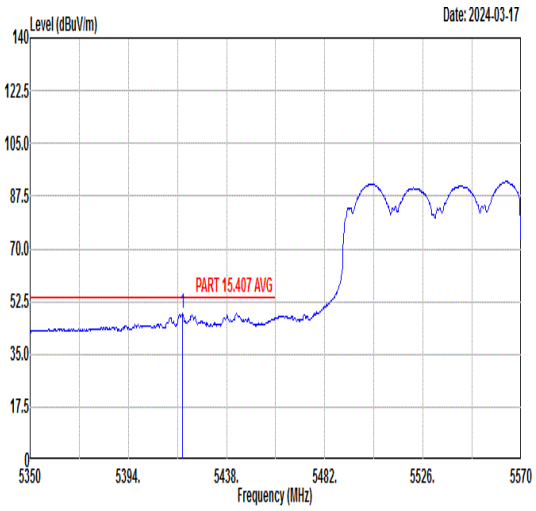 Freq Level Limit Line Margin Read Level Ant Factor Cable Loss Preamp Factor APos TPos Remark MHz dBuV/m dBuV/m dB dBuV dB/m dB dB cm deg 1 5418.20 48.39 54.00 -5.61 34.88 35.95 9.67 32.11 279 245 AVERAGE	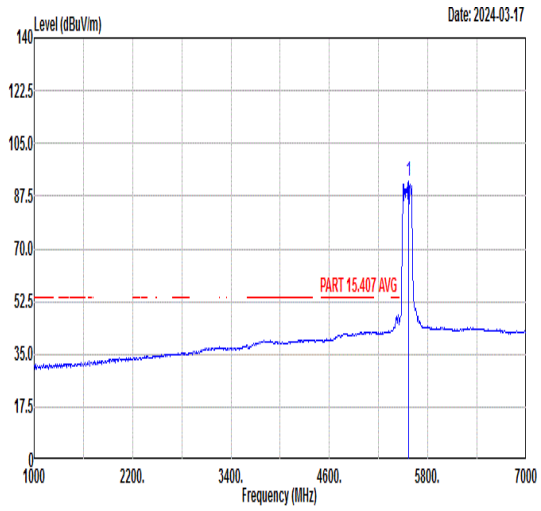 Freq Level Limit Line Margin Read Level Ant Factor Cable Loss Preamp Factor APos TPos Remark MHz dBuV/m dBuV/m dB dBuV dB/m dB dB cm deg 1 5570.00 92.27 ------ ------ 78.61 35.99 9.74 32.07 279 245 AVERAGE

Mode	127	
	Band Edge - R	
	U-NII-2C_5.47-5.725_ 802.11be EHT160 _CH114_Large RU ④ 996+484_5570MHz	
ANT	5+7	
Pol.	Vertical	Fundamental
Peak	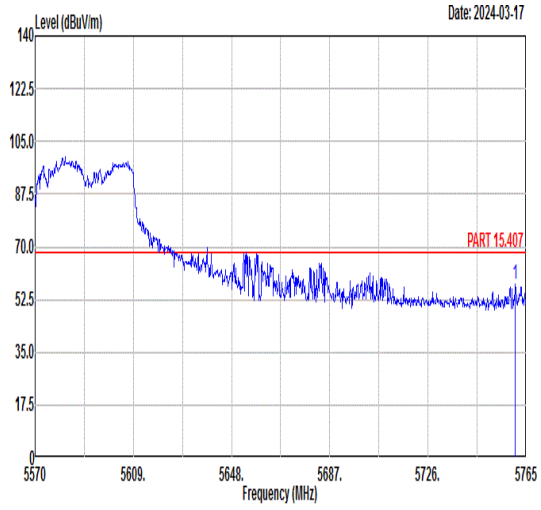 Freq Level Limit Line Margin Read Level Ant Factor Cable Loss Preamp Factor APos TPos Remark MHz dBuV/m dBuV/m dB dBuV dB/m dB dB cm deg 1 5760.71 57.37 68.30 -10.93 43.28 36.26 10.09 32.26 279 245 PEAK	Blank

Mode	128	
	Band Edge - L	
	U-NII-3_5.725-5.85_ 802.11be EHT80 _CH155_Large RU ④ 484+242_5775MHz	
ANT	5+7	
Pol.	Horizontal	Fundamental
Peak	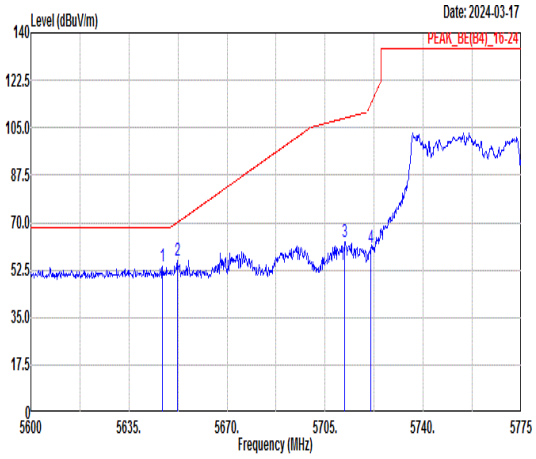 Freq Level Limit Line Margin Read Level Ant Factor Cable Loss Preamp Factor APos TPos Remark MHz dBuV/m dBuV/m dB dBuV dB/m dB dB cm deg 1 5646.90 53.97 68.30 -14.33 40.16 36.11 9.85 32.15 101 54 PEAK 2 5652.33 55.74 70.02 -14.28 41.91 36.11 9.87 32.15 101 54 PEAK 3 5712.00 62.93 108.56 -45.63 48.95 36.20 9.99 32.21 101 54 PEAK 4 5721.28 61.00 113.71 -52.71 47.00 36.21 10.01 32.22 101 54 PEAK	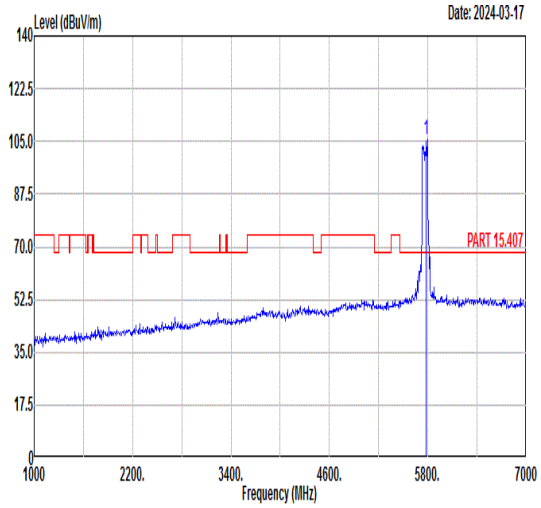 Freq Level Limit Line Margin Read Level Ant Factor Cable Loss Preamp Factor APos TPos Remark MHz dBuV/m dBuV/m dB dBuV dB/m dB dB cm deg 1 5775.00 105.82 ------ ------ 91.64 36.31 10.16 32.29 101 54 PEAK
Avg	Blank	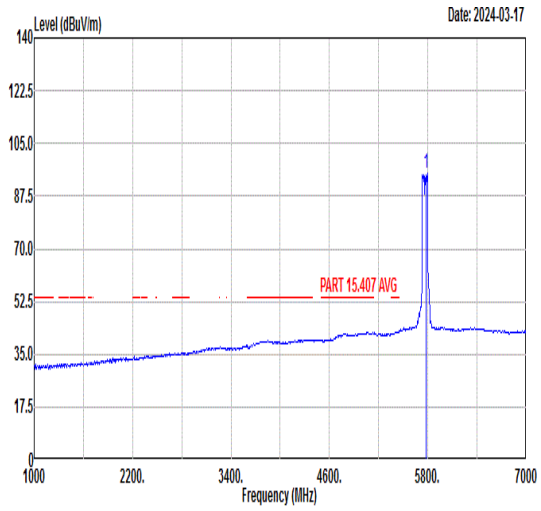 Freq Level Limit Line Margin Read Level Ant Factor Cable Loss Preamp Factor APos TPos Remark MHz dBuV/m dBuV/m dB dBuV dB/m dB dB cm deg 1 5775.00 94.93 ------ ------ 80.75 36.31 10.16 32.29 101 54 AVERAGE

Mode	128	
	Band Edge - R	
	U-NII-3_5.725-5.85_ 802.11be EHT80 _CH155_Large RU ④ 484+242_5775MHz	
ANT	5+7	
Pol.	Horizontal	Fundamental
Peak	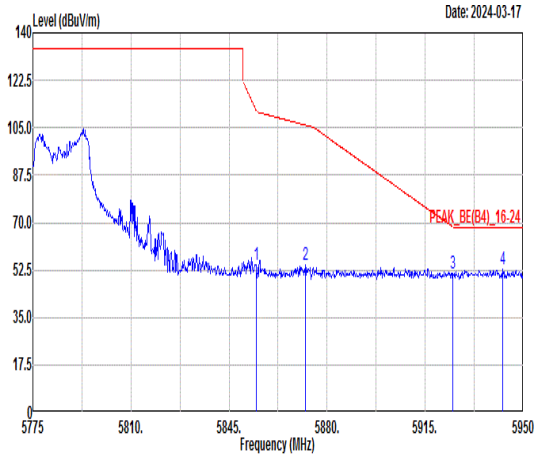 Freq Level Limit Line Margin Read Level Ant Factor Cable Loss Preamp Factor APos TPos Remark MHz dBuV/m dBuV/m dB dBuV dB/m dB dB cm deg 1 5854.63 54.25 111.65 -57.40 39.91 36.40 10.29 32.35 101 54 PEAK 2 5872.13 54.44 106.00 -51.56 40.06 36.42 10.33 32.37 101 54 PEAK 3 5924.98 51.23 68.32 -17.09 36.72 36.49 10.44 32.42 101 54 PEAK 4 5942.65 53.07 68.30 -15.23 38.51 36.52 10.48 32.44 101 54 PEAK	Blank

Mode	128	
	Band Edge - L	
	U-NII-3_5.725-5.85_ 802.11be EHT80 _CH155_Large RU ④ 484+242_5775MHz	
ANT	5+7	
Pol.	Vertical	Fundamental
Peak	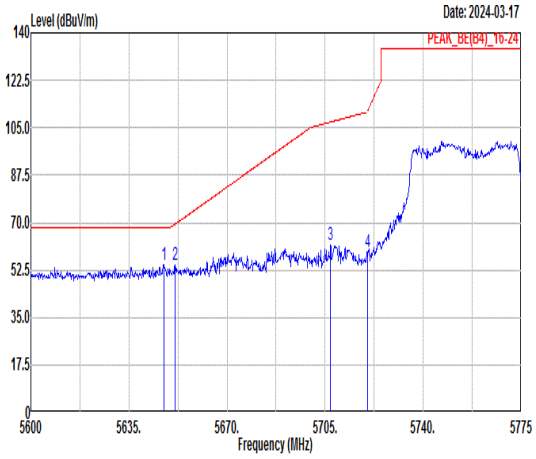 Freq Level Limit Line Margin Read Level Ant Factor Cable Loss Preamp Factor APos TPos Remark MHz dBuV/m dBuV/m dB dBuV dB/m dB dB cm deg 1 5647.43 54.58 68.30 -13.72 40.76 36.11 9.86 32.15 308 251 PEAK 2 5651.45 54.17 69.37 -15.20 40.35 36.11 9.86 32.15 308 251 PEAK 3 5706.93 61.64 107.14 -45.50 47.68 36.19 9.98 32.21 308 251 PEAK 4 5720.05 59.19 110.91 -51.72 45.19 36.21 10.01 32.22 308 251 PEAK	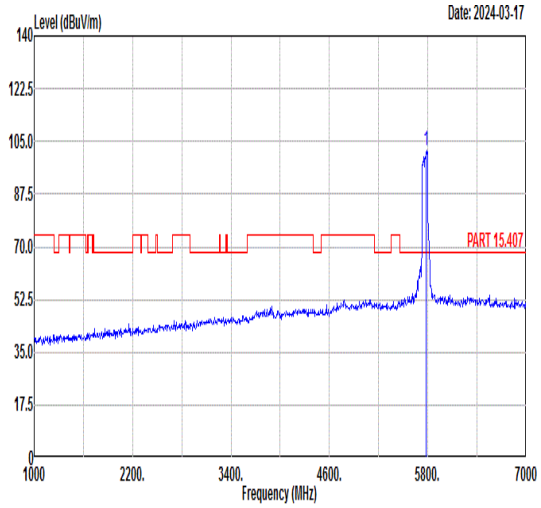 Freq Level Limit Line Margin Read Level Ant Factor Cable Loss Preamp Factor APos TPos Remark MHz dBuV/m dBuV/m dB dBuV dB/m dB dB cm deg 1 5775.00 101.71 ------ ------ 87.55 36.30 10.15 32.29 308 251 PEAK
Avg	Blank	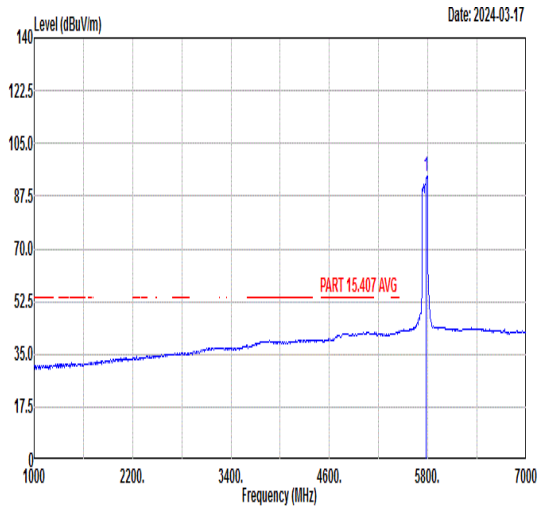 Freq Level Limit Line Margin Read Level Ant Factor Cable Loss Preamp Factor APos TPos Remark MHz dBuV/m dBuV/m dB dBuV dB/m dB dB cm deg 1 5775.00 93.87 ------ ------ 79.71 36.30 10.15 32.29 308 251 AVERAGE

Mode	128	
	Band Edge - R	
	U-NII-3_5.725-5.85_ 802.11be EHT80 _CH155_Large RU ④ 484+242_5775MHz	
ANT	5+7	
Pol.	Vertical	Fundamental
Peak	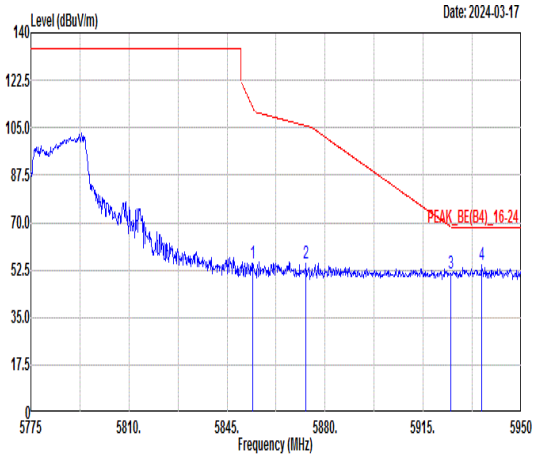 Freq Level Limit Line Margin Read Level Ant Factor Cable Loss Preamp Factor APos TPos Remark MHz dBuV/m dBuV/m dB dBuV dB/m dB dB cm deg 1 5854.28 54.89 112.45 -57.56 40.55 36.40 10.29 32.35 308 251 PEAK 2 5873.18 55.02 105.71 -50.69 40.64 36.42 10.33 32.37 308 251 PEAK 3 5924.98 51.35 68.32 -16.97 36.84 36.49 10.44 32.42 308 251 PEAK 4 5935.83 54.21 68.30 -14.09 39.68 36.51 10.46 32.44 308 251 PEAK	Blank

Mode	131	
	Band Edge - L	
	U-NII-1_5.15-5.25_ 802.11be EHT80 _CH42_Puncturing 20M ④ _5210MHz	
ANT	5+7	
Pol.	Horizontal	Fundamental
Peak	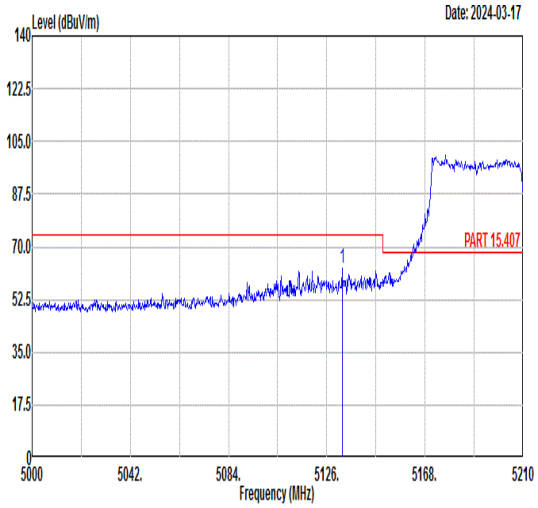 Freq Level Limit Line Margin (dB) Read Level Ant Factor Cable Loss Preamp Factor APos TPos Remark MHz dBuV/m dBuV/m dBuV dB/m dB dB cm deg 1 5132.51 62.80 74.00 -11.20 50.69 36.12 8.50 32.51 114 301 PEAK	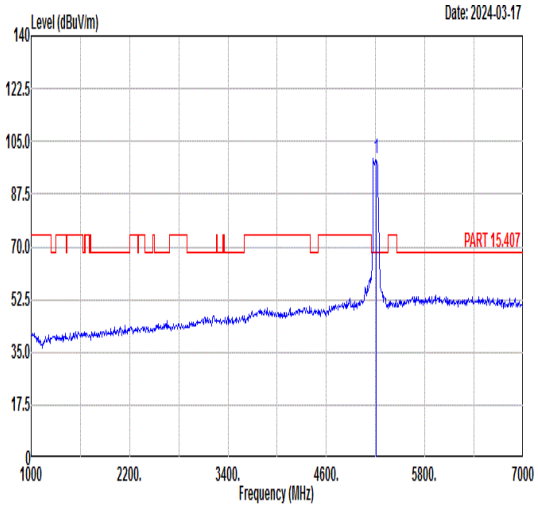 Freq Level Limit Line Margin (dB) Read Level Ant Factor Cable Loss Preamp Factor APos TPos Remark MHz dBuV/m dBuV/m dBuV dB/m dB dB cm deg 1 5210.00 99.54 ------ ------ 87.33 36.10 8.57 32.46 114 301 PEAK
Avg	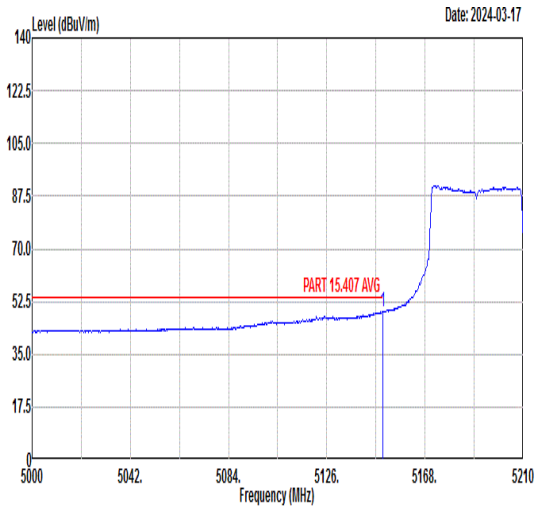 Freq Level Limit Line Margin (dB) Read Level Ant Factor Cable Loss Preamp Factor APos TPos Remark MHz dBuV/m dBuV/m dBuV dB/m dB dB cm deg 1 5149.94 49.03 54.00 -4.97 36.87 36.11 8.54 32.49 114 301 AVERAGE	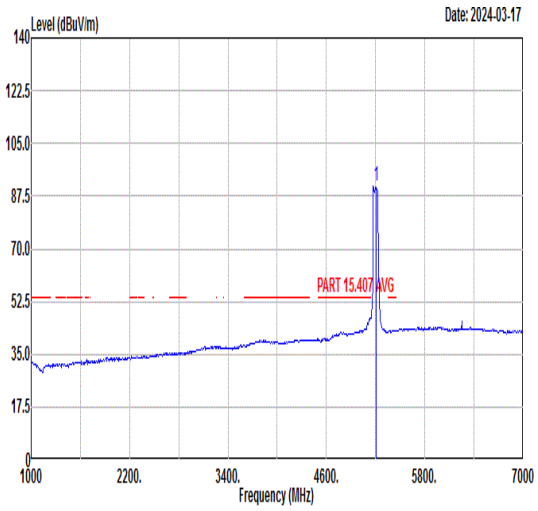 Freq Level Limit Line Margin (dB) Read Level Ant Factor Cable Loss Preamp Factor APos TPos Remark MHz dBuV/m dBuV/m dBuV dB/m dB dB cm deg 1 5210.00 90.81 ------ ------ 78.60 36.10 8.57 32.46 114 301 AVERAGE

Mode	131	
	Band Edge - R	
	U-NII-1_5.15-5.25_ 802.11be EHT80 _CH42_Puncturing 20M ④ _5210MHz	
ANT	5+7	
Pol.	Horizontal	Fundamental
Peak	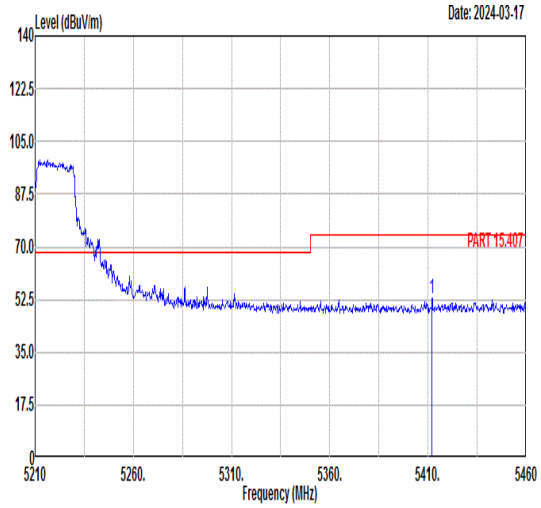 Freq Level Limit Line Margin (dB) Read Level Ant Factor Cable Loss Preamp Factor APos TPos Remark MHz dBuV/m dBuV/m dBuV dB/m dB dB cm deg 1 5412.00 52.87 74.00 -21.13 39.38 35.95 9.66 32.12 114 301 PEAK	Blank
Avg	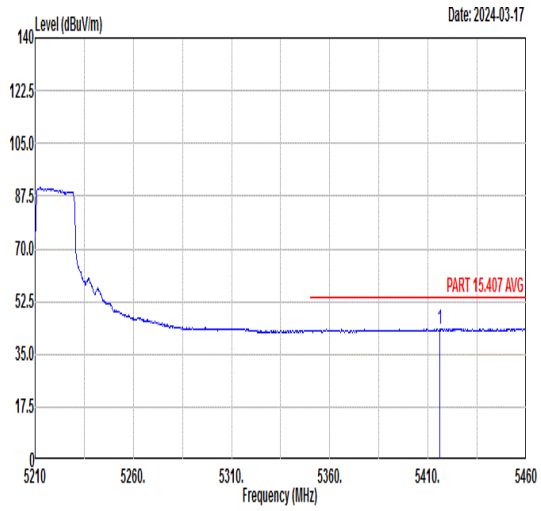 Freq Level Limit Line Margin (dB) Read Level Ant Factor Cable Loss Preamp Factor APos TPos Remark MHz dBuV/m dBuV/m dBuV dB/m dB dB cm deg 1 5416.00 43.42 54.00 -10.58 29.93 35.95 9.66 32.12 114 301 AVERAGE	Blank

Mode	131	
	Band Edge - L	
	U-NII-1_5.15-5.25_ 802.11be EHT80 _CH42_Puncturing 20M ④ _5210MHz	
ANT	5+7	
Pol.	Vertical	Fundamental
Peak	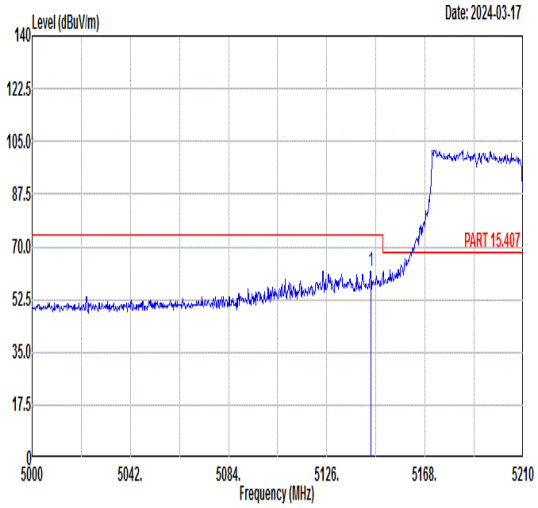 Limit Margin Read Ant Cable Preamp APos TPos Freq Level Line (dB) Level Factor Loss Factor Remark MHz dBuV/m dBuV/m dBuV dB/m dB dB cm deg 1 5144.90 61.89 74.00 -12.11 49.75 36.11 8.53 32.50 322 260 PEAK	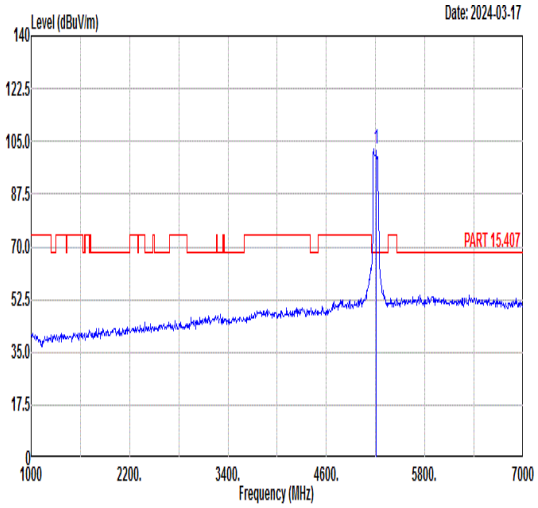 Limit Margin Read Ant Cable Preamp APos TPos Freq Level Line (dB) Level Factor Loss Factor Remark MHz dBuV/m dBuV/m dBuV dB/m dB dB cm deg 1 5210.00 102.23 ------ ------ 90.01 36.09 8.58 32.45 322 260 PEAK
Avg	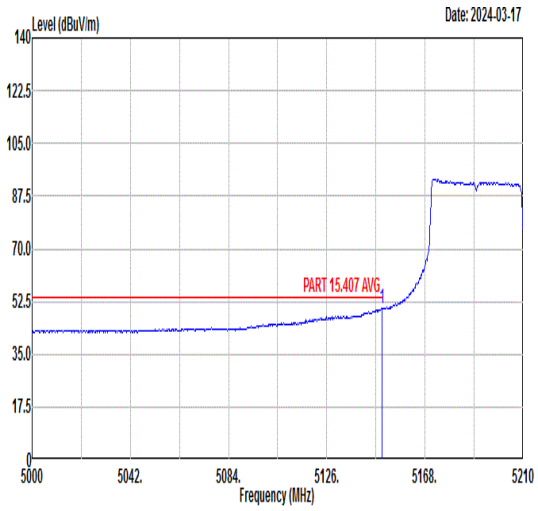 Limit Margin Read Ant Cable Preamp APos TPos Freq Level Line (dB) Level Factor Loss Factor Remark MHz dBuV/m dBuV/m dBuV dB/m dB dB cm deg 1 5149.52 50.37 54.00 -3.63 38.22 36.11 8.53 32.49 322 260 AVERAGE	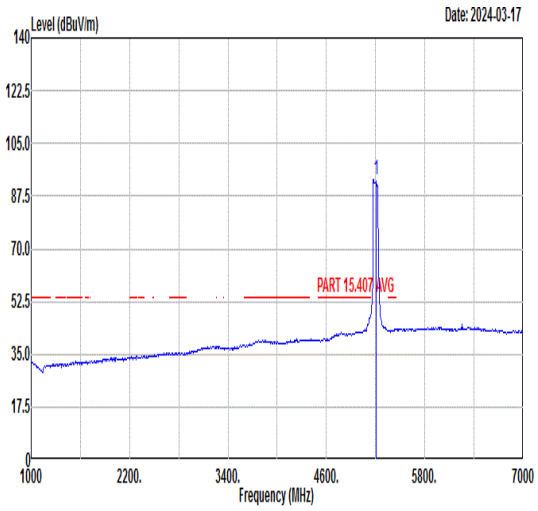 Limit Margin Read Ant Cable Preamp APos TPos Freq Level Line (dB) Level Factor Loss Factor Remark MHz dBuV/m dBuV/m dBuV dB/m dB dB cm deg 1 5210.00 93.12 ------ ------ 80.91 36.10 8.57 32.46 322 260 AVERAGE

Mode	131	
	Band Edge - R	
	U-NII-1_5.15-5.25_ 802.11be EHT80 _CH42_Puncturing 20M ④ _5210MHz	
ANT	5+7	
Pol.	Vertical	Fundamental
Peak	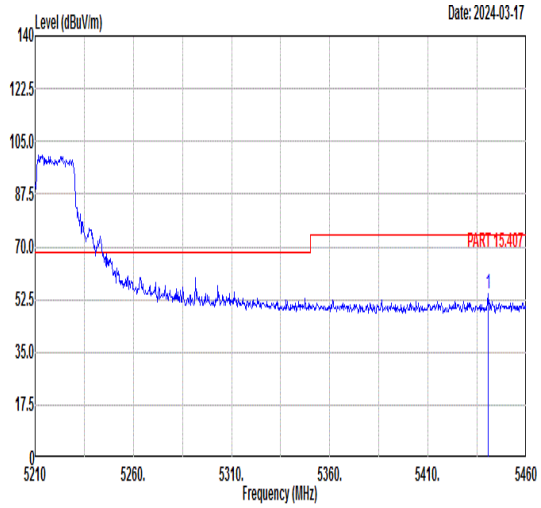 Freq Level Limit Line Margin (dB) Read Level Ant Factor Cable Loss Preamp Factor APos TPos Remark MHz dBuV/m dBuV/m dBuV dB/m dB dB cm deg 1 5440.75 54.47 74.00 -19.53 40.93 35.94 9.68 32.08 322 260 PEAK	Blank
Avg	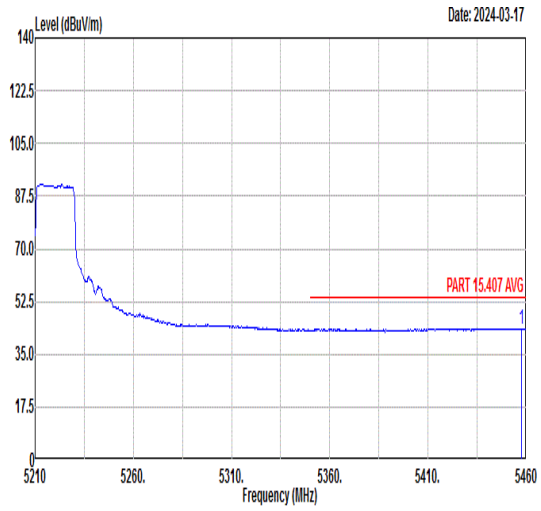 Freq Level Limit Line Margin (dB) Read Level Ant Factor Cable Loss Preamp Factor APos TPos Remark MHz dBuV/m dBuV/m dBuV dB/m dB dB cm deg 1 5457.50 43.55 54.00 -10.45 29.99 35.93 9.69 32.06 322 260 AVERAGE	Blank

Mode	132	
	Band Edge - L	
	U-NII-2A_5.25-5.35_ 802.11be EHT80 _CH58_Puncturing 20M ❶ _5290MHz	
ANT	5+7	
Pol.	Horizontal	Fundamental
Peak	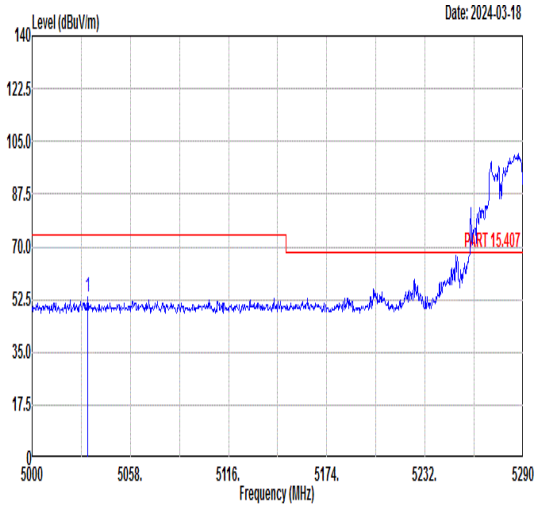 Freq Level Limit Line Margin Read Level Ant Factor Cable Loss Preamp Factor APos TPos Remark MHz dBuV/m dBuV/m dB dBuV dB/m dB dB cm deg 1 5032.77 53.26 74.00 -20.74 41.41 36.18 8.32 32.65 111 54 PEAK	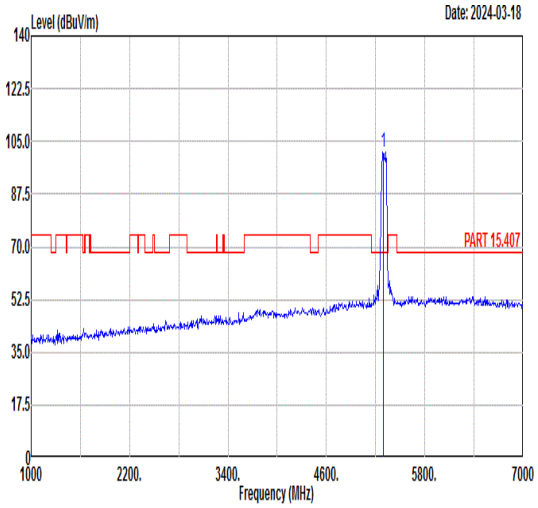 Freq Level Limit Line Margin Read Level Ant Factor Cable Loss Preamp Factor APos TPos Remark MHz dBuV/m dBuV/m dB dBuV dB/m dB dB cm deg 1 5290.00 101.43 ------ ------ 88.43 36.00 9.24 32.24 111 54 PEAK
Avg	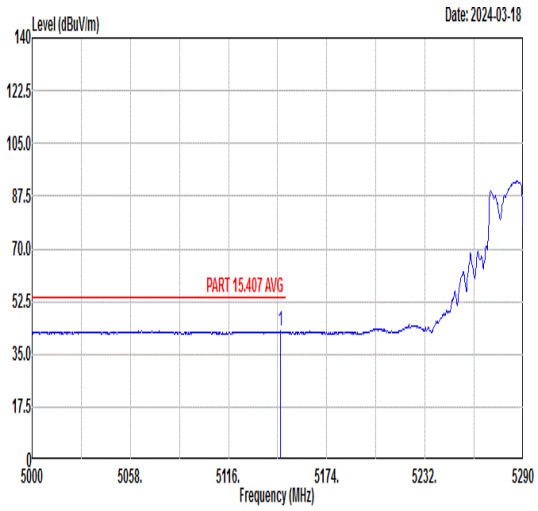 Freq Level Limit Line Margin Read Level Ant Factor Cable Loss Preamp Factor APos TPos Remark MHz dBuV/m dBuV/m dB dBuV dB/m dB dB cm deg 1 5146.74 42.66 54.00 -11.34 30.51 36.11 8.53 32.49 111 54 AVERAGE	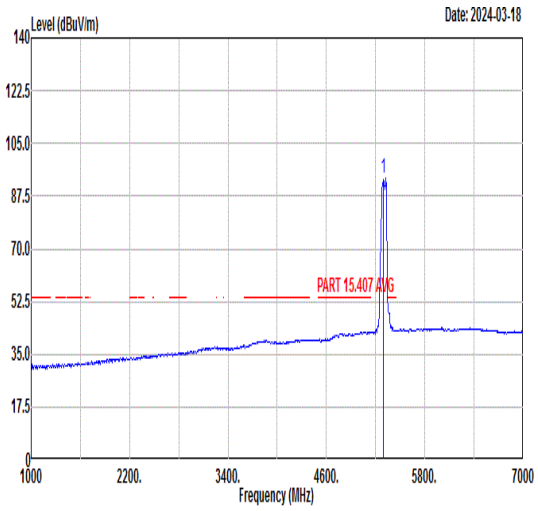 Freq Level Limit Line Margin Read Level Ant Factor Cable Loss Preamp Factor APos TPos Remark MHz dBuV/m dBuV/m dB dBuV dB/m dB dB cm deg 1 5290.00 93.31 ------ ------ 80.31 36.00 9.24 32.24 111 54 AVERAGE

Mode	132	
	Band Edge - R	
	U-NII-2A_5.25-5.35_ 802.11be EHT80 _CH58_Puncturing 20M ❶ _5290MHz	
ANT	5+7	
Pol.	Horizontal	Fundamental
Peak	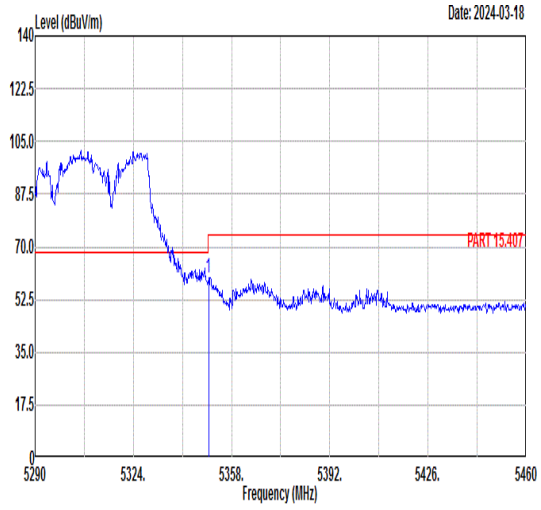 Freq Level Limit Line Margin Read Level Ant Factor Cable Loss Preamp Factor APos TPos Remark MHz dBuV/m dBuV/m dB dBuV dB/m dB dB cm deg 1 5350.01 59.65 74.00 -14.35 46.51 35.99 9.36 32.21 111 54 PEAK	Blank
Avg	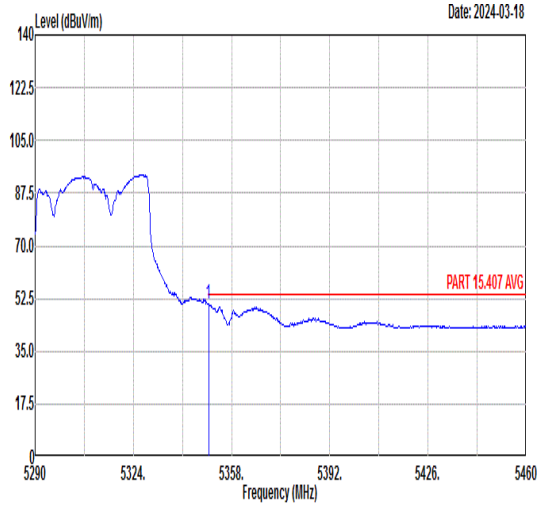 Freq Level Limit Line Margin Read Level Ant Factor Cable Loss Preamp Factor APos TPos Remark MHz dBuV/m dBuV/m dB dBuV dB/m dB dB cm deg 1 5350.01 50.49 54.00 -3.51 37.35 35.99 9.36 32.21 111 54 AVERAGE	Blank

Mode	132	
	Band Edge - L	
	U-NII-2A_5.25-5.35_ 802.11be EHT80 _CH58_Puncturing 20M ❶ _5290MHz	
ANT	5+7	
Pol.	Vertical	Fundamental
Peak	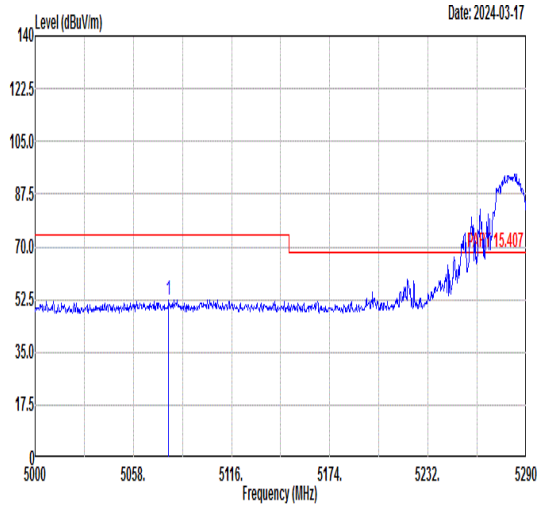 Freq Level Limit Line Margin Read Level Ant Factor Cable Loss Preamp Factor APos TPos Remark MHz dBuV/m dBuV/m dB dBuV dB/m dB dB cm deg 1 5078.88 52.31 74.00 -21.69 40.35 36.15 8.40 32.59 400 241 PEAK	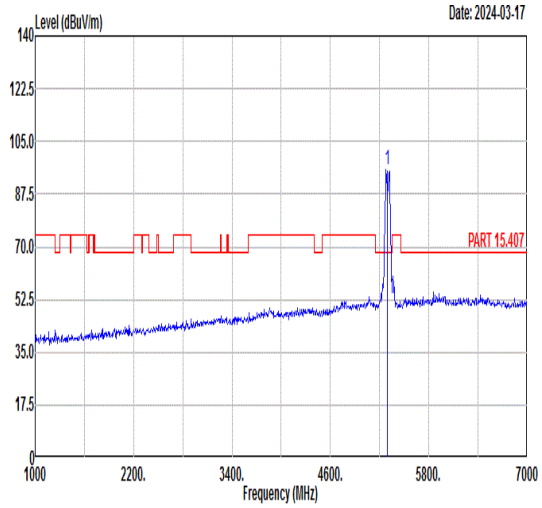 Freq Level Limit Line Margin Read Level Ant Factor Cable Loss Preamp Factor APos TPos Remark MHz dBuV/m dBuV/m dB dBuV dB/m dB dB cm deg 1 5290.00 95.51 ------ ------ 82.80 36.03 8.99 32.31 400 241 PEAK
Avg	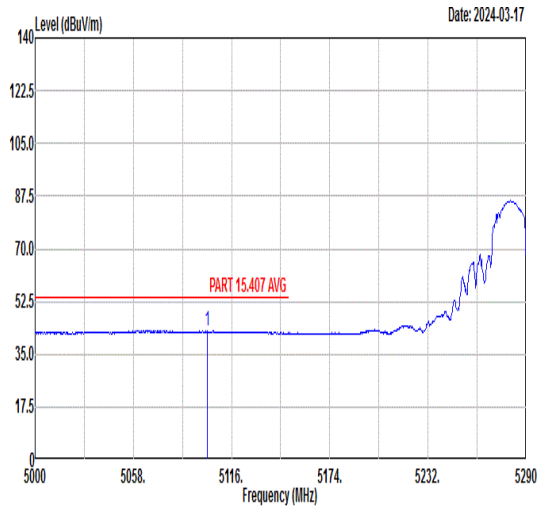 Freq Level Limit Line Margin Read Level Ant Factor Cable Loss Preamp Factor APos TPos Remark MHz dBuV/m dBuV/m dB dBuV dB/m dB dB cm deg 1 5101.79 42.82 54.00 -11.18 30.79 36.14 8.45 32.56 400 241 AVERAGE	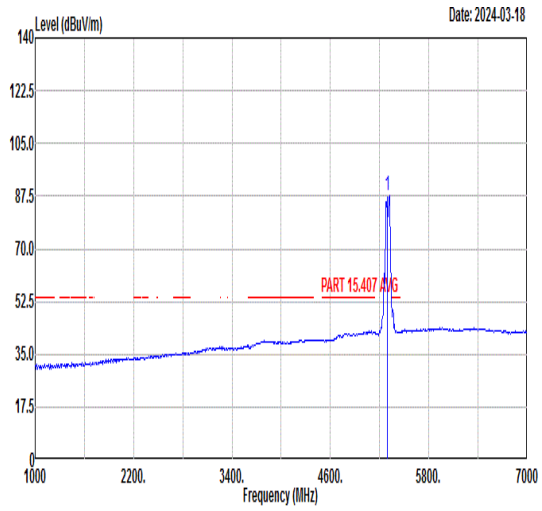 Freq Level Limit Line Margin Read Level Ant Factor Cable Loss Preamp Factor APos TPos Remark MHz dBuV/m dBuV/m dB dBuV dB/m dB dB cm deg 1 5290.00 87.78 ------ ------ 74.81 36.01 9.21 32.25 400 241 AVERAGE

Mode	132	
	Band Edge - R	
	U-NII-2A_5.25-5.35_ 802.11be EHT80 _CH58_Puncturing 20M ❶ _5290MHz	
ANT	5+7	
Pol.	Vertical	Fundamental
Peak	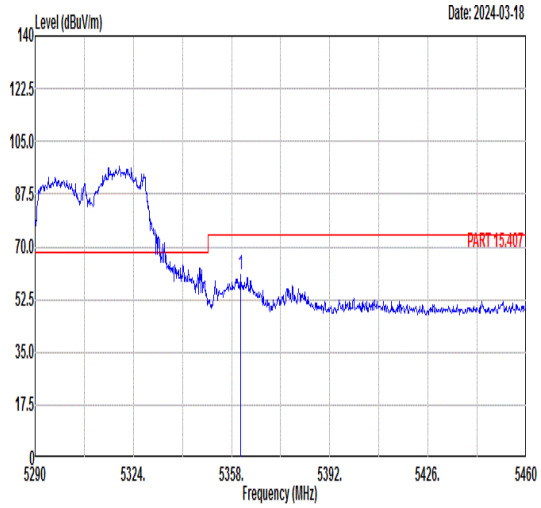 Freq Level Limit Line Margin Read Level Ant Factor Cable Loss Preamp Factor APos TPos Remark MHz dBuV/m dBuV/m dB dBuV dB/m dB dB cm deg 1 5361.06 60.53 74.00 -13.47 47.32 35.98 9.42 32.19 400 241 PEAK	Blank
Avg	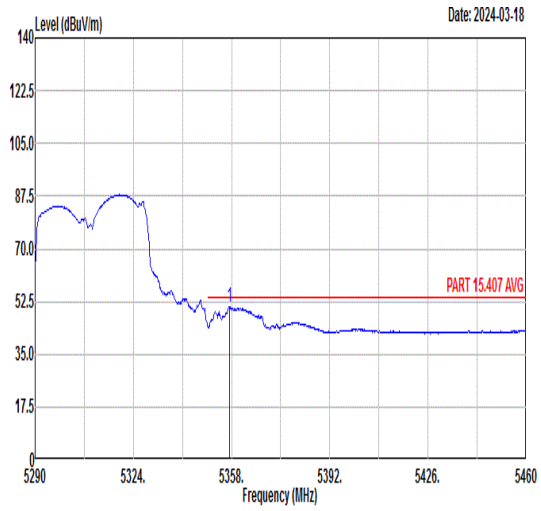 Freq Level Limit Line Margin Read Level Ant Factor Cable Loss Preamp Factor APos TPos Remark MHz dBuV/m dBuV/m dB dBuV dB/m dB dB cm deg 1 5357.32 50.90 54.00 -3.10 37.71 35.99 9.40 32.20 400 241 AVERAGE	Blank

Mode	133
	Band Edge - L
	U-NII-2C_5.47-5.725_ 802.11be EHT80 _CH106_Puncturing 20M ❹ _5530MHz
ANT	5+7

Pol.	Horizontal	Fundamental
Peak	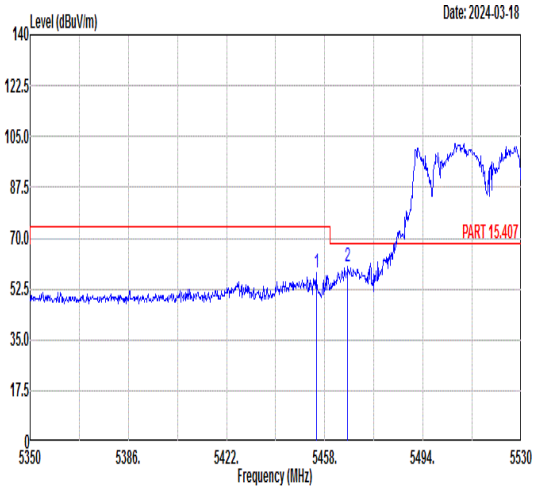 Freq Level Limit Line Margin Read Level Ant Factor Cable Loss Preamp Factor APos TPos Remark MHz dBuV/m dBuV/m dB dBuV dB/m dB dB cm deg 1 5454.94 58.09 74.00 -15.91 44.54 35.93 9.68 32.06 101 46 PEAK 2 5466.46 60.20 68.30 -8.10 46.64 35.92 9.69 32.05 101 46 PEAK	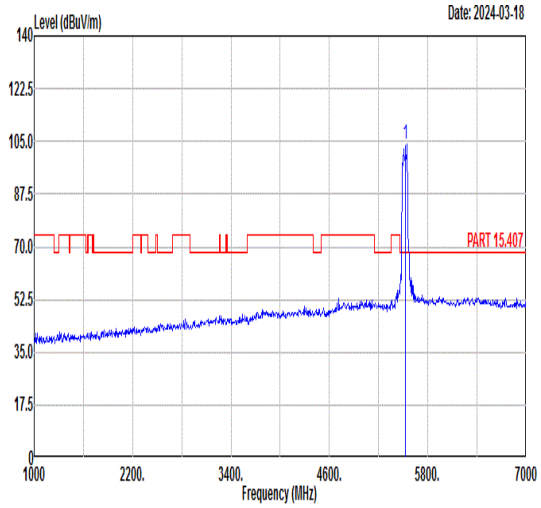 Freq Level Limit Line Margin Read Level Ant Factor Cable Loss Preamp Factor APos TPos Remark MHz dBuV/m dBuV/m dB dBuV dB/m dB dB cm deg 1 5530.00 103.85 ------ ------ 90.20 35.97 9.73 32.05 101 46 PEAK
Avg	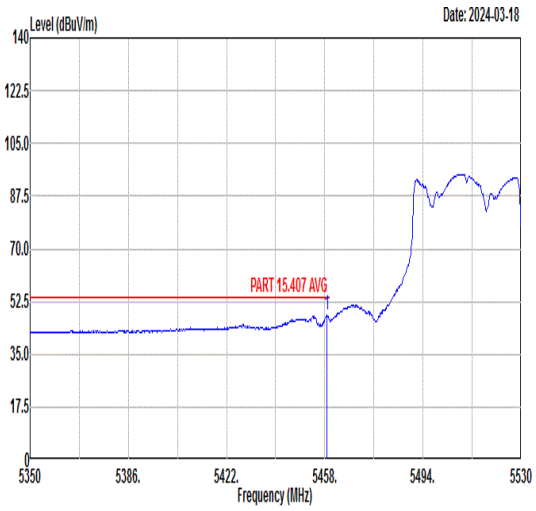 Freq Level Limit Line Margin Read Level Ant Factor Cable Loss Preamp Factor APos TPos Remark MHz dBuV/m dBuV/m dB dBuV dB/m dB dB cm deg 1 5458.72 47.83 54.00 -6.17 34.28 35.92 9.69 32.06 101 46 AVERAGE	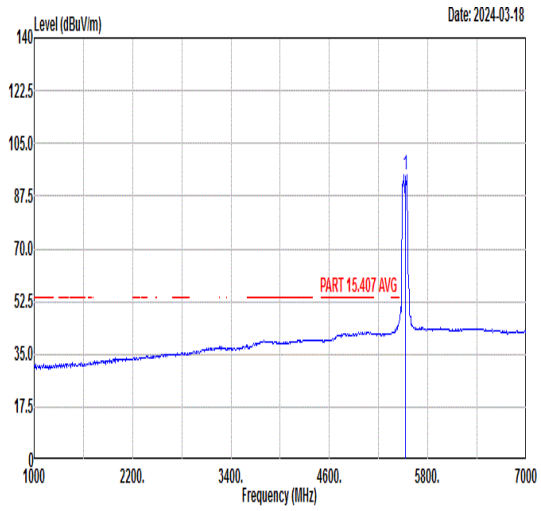 Freq Level Limit Line Margin Read Level Ant Factor Cable Loss Preamp Factor APos TPos Remark MHz dBuV/m dBuV/m dB dBuV dB/m dB dB cm deg 1 5530.00 94.73 ------ ------ 81.08 35.97 9.73 32.05 101 46 AVERAGE

Mode	133	
	Band Edge - R	
	U-NII-2C_5.47-5.725_ 802.11be EHT80 _CH106_Puncturing 20M ❹ _5530MHz	
ANT	5+7	
Pol.	Horizontal	Fundamental
Peak	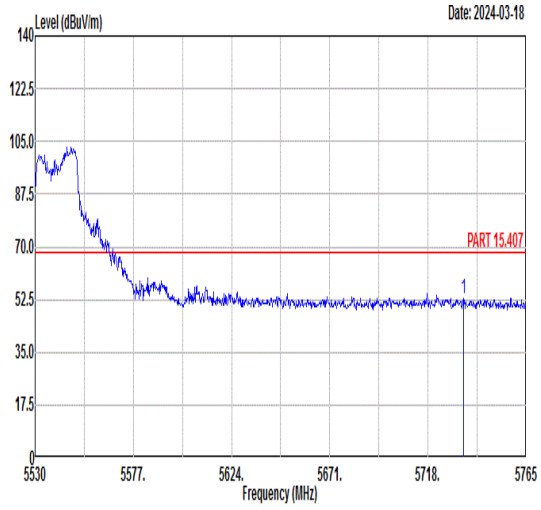 Freq Level Limit Line Margin Read Level Ant Factor Cable Loss Preamp Factor APos TPos Remark MHz dBuV/m dBuV/m dB dBuV dB/m dB dB cm deg 1 5734.92 52.93 68.30 -15.37 38.89 36.23 10.04 32.23 101 46 PEAK	Blank

Mode	133
	Band Edge - L
	U-NII-2C_5.47-5.725_ 802.11be EHT80 _CH106_Puncturing 20M ❹ _5530MHz
ANT	5+7

Pol.	Vertical	Fundamental
Peak	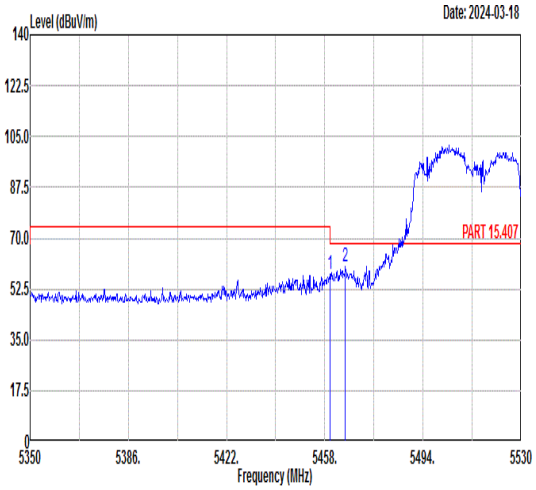 Freq Level Limit Line Margin Read Level Ant Factor Cable Loss Preamp Factor APos TPos Remark MHz dBuV/m dBuV/m dB dBuV dB/m dB dB cm deg 1 5459.80 57.39 74.00 -16.61 43.84 35.92 9.69 32.06 344 254 PEAK 2 5465.56 60.39 68.30 -7.91 46.83 35.92 9.69 32.05 344 254 PEAK	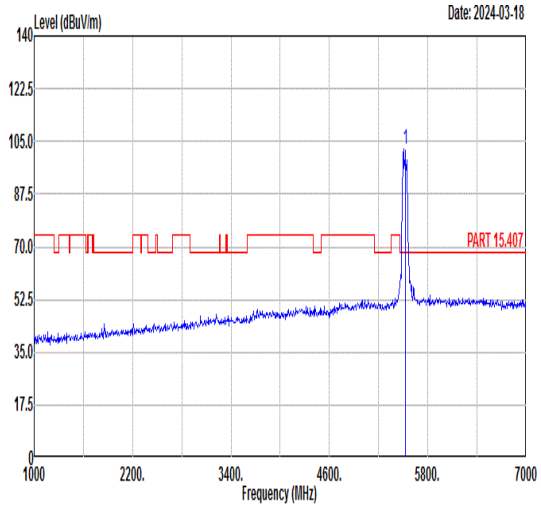 Freq Level Limit Line Margin Read Level Ant Factor Cable Loss Preamp Factor APos TPos Remark MHz dBuV/m dBuV/m dB dBuV dB/m dB dB cm deg 1 5530.00 102.60 ------ ------ 88.99 35.91 9.71 32.01 344 254 PEAK
Avg	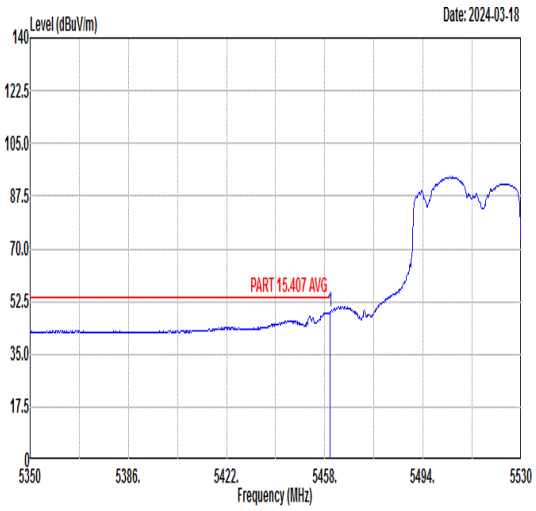 Freq Level Limit Line Margin Read Level Ant Factor Cable Loss Preamp Factor APos TPos Remark MHz dBuV/m dBuV/m dB dBuV dB/m dB dB cm deg 1 5459.98 49.26 54.00 -4.74 35.71 35.92 9.69 32.06 344 254 AVERAGE	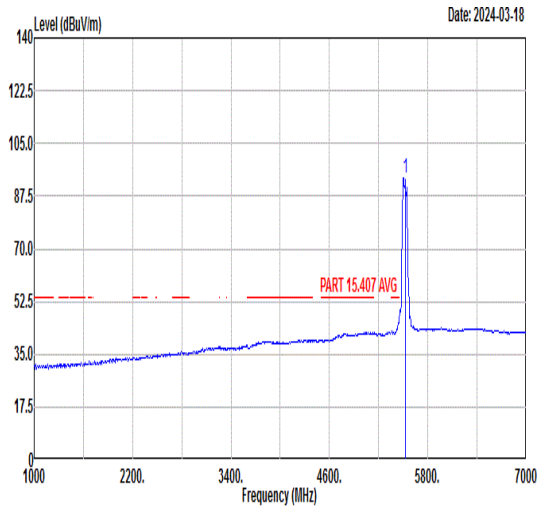 Freq Level Limit Line Margin Read Level Ant Factor Cable Loss Preamp Factor APos TPos Remark MHz dBuV/m dBuV/m dB dBuV dB/m dB dB cm deg 1 5530.00 93.69 ------ ------ 80.08 35.91 9.71 32.01 344 254 AVERAGE

Mode	133	
	Band Edge - R	
	U-NII-2C_5.47-5.725_ 802.11be EHT80 _CH106_Puncturing 20M ❹ _5530MHz	
ANT	5+7	
Pol.	Vertical	Fundamental
Peak	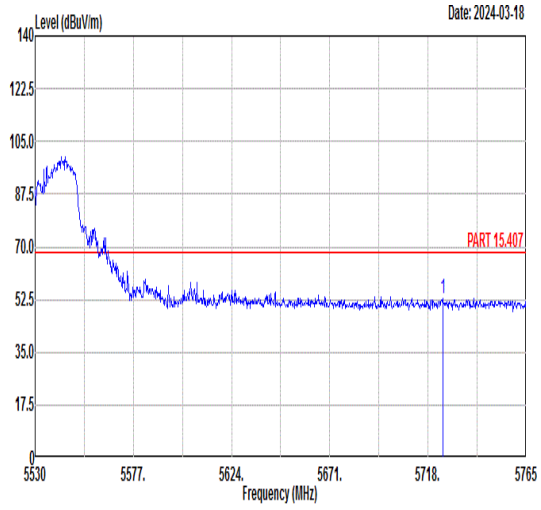 Freq Level Limit Line Margin Read Level Ant Factor Cable Loss Preamp Factor APos TPos Remark MHz dBuV/m dBuV/m dB dBuV dB/m dB dB cm deg 1 5725.05 52.76 68.30 -15.54 38.75 36.22 10.02 32.23 344 254 PEAK	Blank

Mode	134
	Band Edge - L
	U-NII-2C_5.47-5.725_ 802.11be EHT80 _CH122_Puncturing 20M ❶ _5610MHz
ANT	5+7

Pol.	Horizontal	Fundamental
Peak	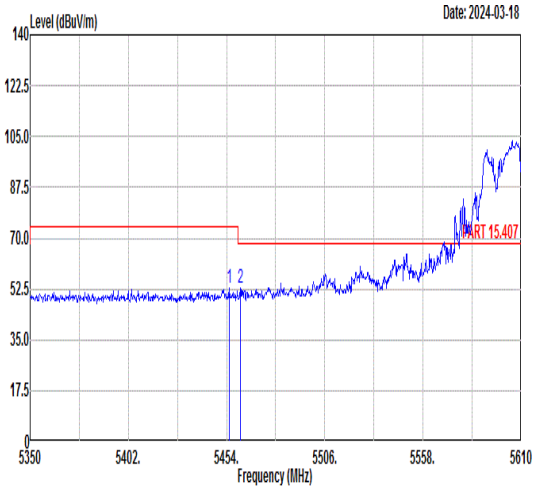 Freq Level Limit Line Margin Read Level Ant Factor Cable Loss Preamp Factor APos TPos Remark MHz dBuV/m dBuV/m dB dBuV dB/m dB dB cm deg 1 5455.30 53.01 74.00 -20.99 39.46 35.93 9.68 32.06 100 61 PEAK 2 5461.28 52.70 68.30 -15.60 39.14 35.92 9.69 32.05 100 61 PEAK	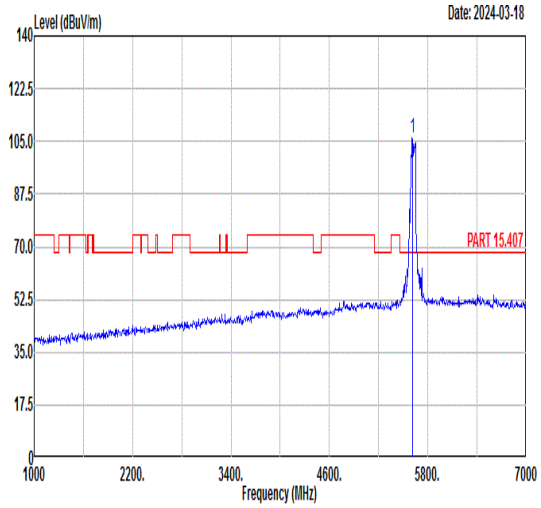 Freq Level Limit Line Margin Read Level Ant Factor Cable Loss Preamp Factor APos TPos Remark MHz dBuV/m dBuV/m dB dBuV dB/m dB dB cm deg 1 5610.00 106.24 ------ ------ 92.53 36.05 9.77 32.11 100 61 PEAK
Avg	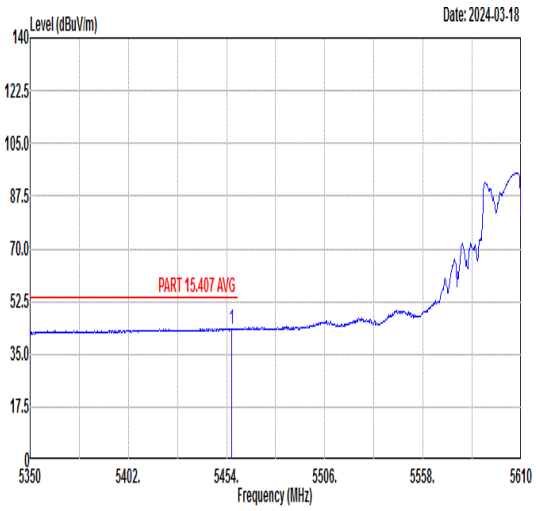 Freq Level Limit Line Margin Read Level Ant Factor Cable Loss Preamp Factor APos TPos Remark MHz dBuV/m dBuV/m dB dBuV dB/m dB dB cm deg 1 5456.60 43.37 54.00 -10.63 29.81 35.93 9.69 32.06 100 61 AVERAGE	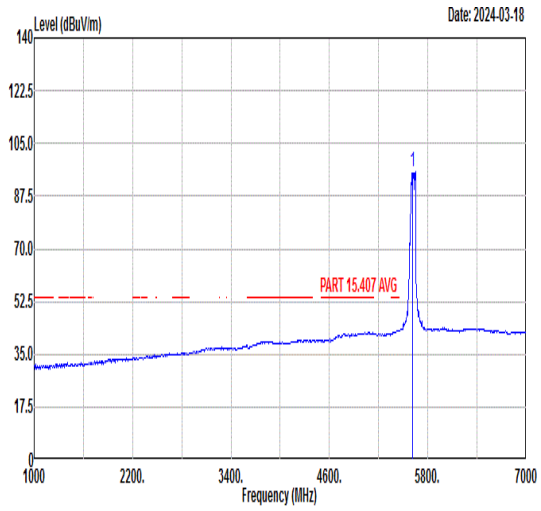 Freq Level Limit Line Margin Read Level Ant Factor Cable Loss Preamp Factor APos TPos Remark MHz dBuV/m dBuV/m dB dBuV dB/m dB dB cm deg 1 5610.00 95.52 ------ ------ 81.70 36.11 9.86 32.15 100 61 AVERAGE

Mode	134	
	Band Edge - R	
	U-NII-2C_5.47-5.725_ 802.11be EHT80 _CH122_Puncturing 20M ❶ _5610MHz	
ANT	5+7	
Pol.	Horizontal	Fundamental
Peak	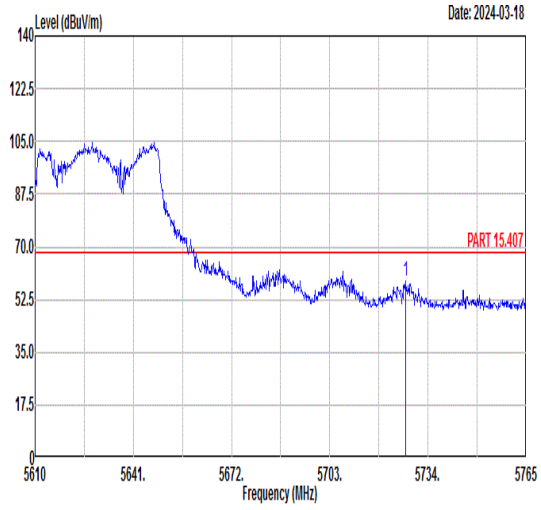 Freq Level Limit Line Margin Read Level Ant Factor Cable Loss Preamp Factor APos TPos Remark MHz dBuV/m dBuV/m dB dBuV dB/m dB dB cm deg 1 5727.03 58.85 68.30 -9.45 44.84 36.22 10.02 32.23 100 61 PEAK	Blank

Mode	134
	Band Edge - L
	U-NII-2C_5.47-5.725_ 802.11be EHT80 _CH122_Puncturing 20M ❶ _5610MHz
ANT	5+7

Pol.	Vertical	Fundamental
Peak	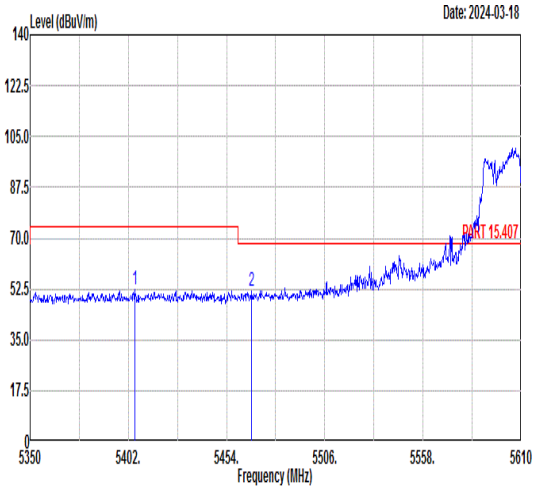 Freq Level Limit Line Margin Read Level Ant Factor Cable Loss Preamp Factor APos TPos Remark MHz dBuV/m dBuV/m dB dBuV dB/m dB dB cm deg 1 5405.38 52.15 74.00 -21.85 38.67 35.96 9.65 32.13 300 256 PEAK 2 5467.00 51.70 68.30 -16.60 38.14 35.92 9.69 32.05 300 256 PEAK	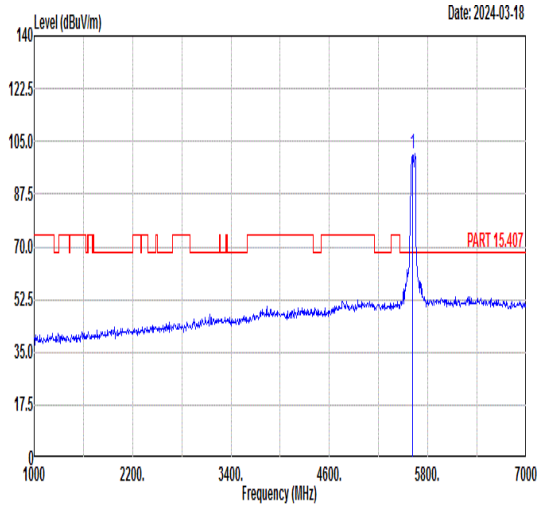 Freq Level Limit Line Margin Read Level Ant Factor Cable Loss Preamp Factor APos TPos Remark MHz dBuV/m dBuV/m dB dBuV dB/m dB dB cm deg 1 5610.00 100.86 ------ ------ 87.05 36.10 9.85 32.14 300 256 PEAK
Avg	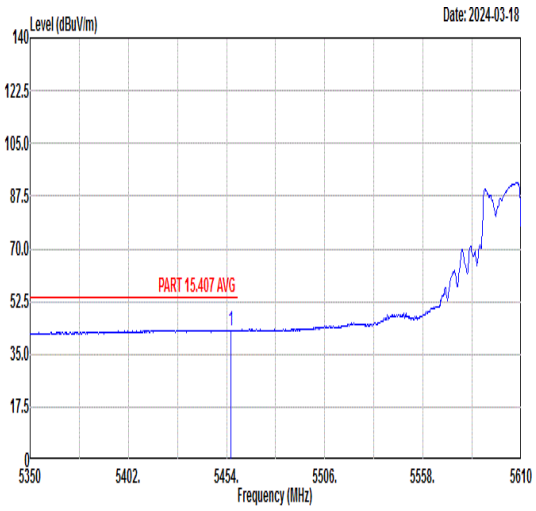 Freq Level Limit Line Margin Read Level Ant Factor Cable Loss Preamp Factor APos TPos Remark MHz dBuV/m dBuV/m dB dBuV dB/m dB dB cm deg 1 5456.34 42.97 54.00 -11.03 29.41 35.93 9.69 32.06 300 256 AVERAGE	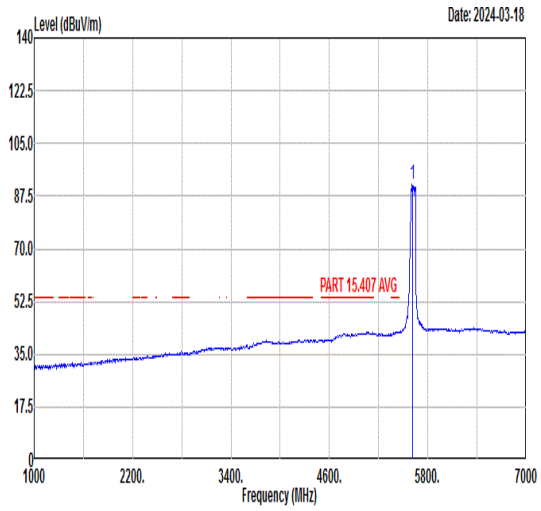 Freq Level Limit Line Margin Read Level Ant Factor Cable Loss Preamp Factor APos TPos Remark MHz dBuV/m dBuV/m dB dBuV dB/m dB dB cm deg 1 5610.00 91.46 ------ ------ 77.75 36.05 9.77 32.11 300 256 AVERAGE

Mode	134	
	Band Edge - R	
	U-NII-2C_5.47-5.725_ 802.11be EHT80 _CH122_Puncturing 20M ① _5610MHz	
ANT	5+7	
Pol.	Vertical	Fundamental
Peak	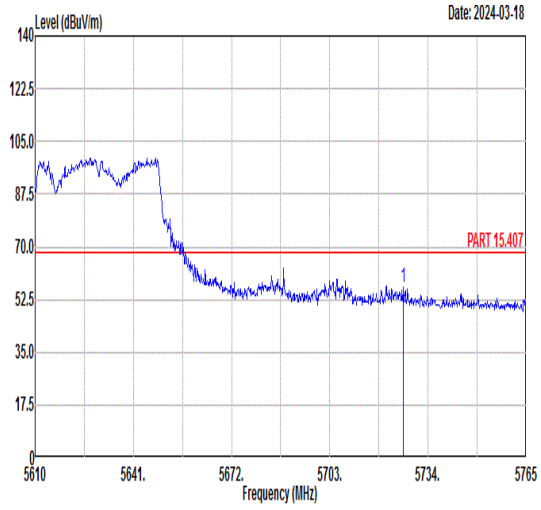 Freq Level Limit Line Margin Read Level Ant Factor Cable Loss Preamp Factor APos TPos Remark MHz dBuV/m dBuV/m dB dBuV dB/m dB dB cm deg 1 5726.25 56.33 68.30 -11.97 42.32 36.22 10.02 32.23 300 256 PEAK	Blank

Mode	135	
	Band Edge - L	
	U-NII-2A_5.25-5.35_ 802.11be EHT160 _CH50_Puncturing 40M 3_5250MHz	
ANT	5+7	
Pol.	Horizontal	Fundamental
Peak	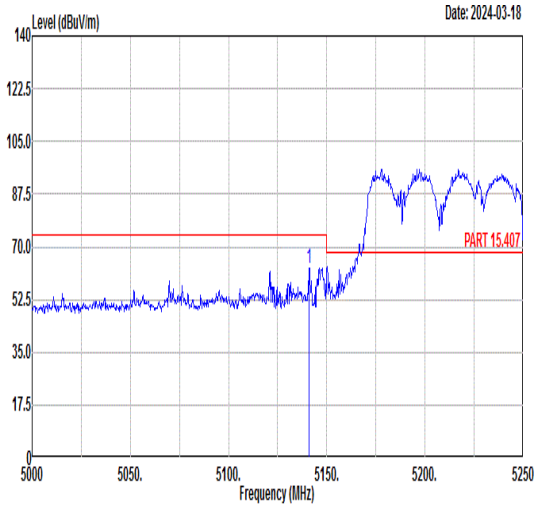 Freq Level Limit Line Margin Read Level Ant Factor Cable Loss Preamp Factor APos TPos Remark MHz dBuV/m dBuV/m dB dBuV dB/m dB dB cm deg 1 5141.00 63.05 74.00 -10.95 50.91 36.12 8.52 32.50 109 338 PEAK	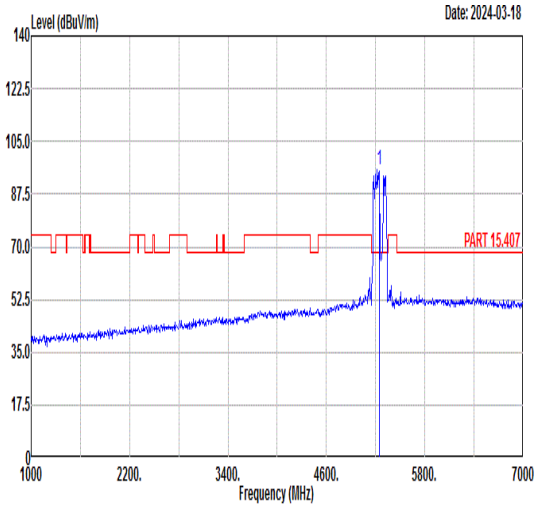 Freq Level Limit Line Margin Read Level Ant Factor Cable Loss Preamp Factor APos TPos Remark MHz dBuV/m dBuV/m dB dBuV dB/m dB dB cm deg 1 5250.00 95.47 ------ ------ 83.11 36.07 8.68 32.39 109 338 PEAK
Avg	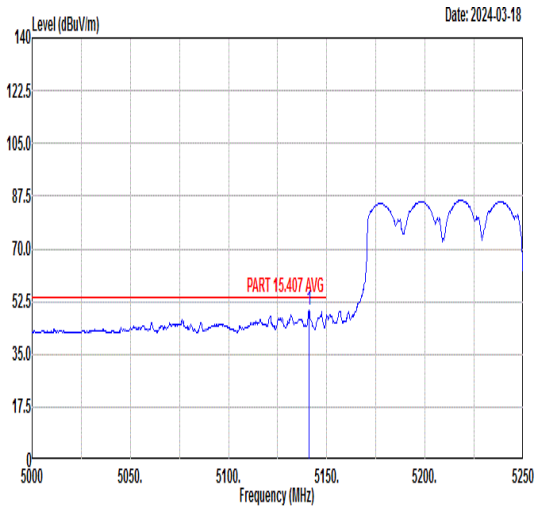 Freq Level Limit Line Margin Read Level Ant Factor Cable Loss Preamp Factor APos TPos Remark MHz dBuV/m dBuV/m dB dBuV dB/m dB dB cm deg 1 5141.00 49.51 54.00 -4.49 37.37 36.12 8.52 32.50 109 338 AVERAGE	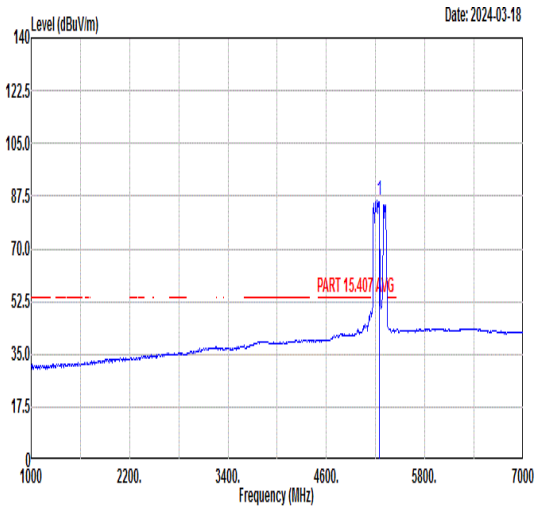 Freq Level Limit Line Margin Read Level Ant Factor Cable Loss Preamp Factor APos TPos Remark MHz dBuV/m dBuV/m dB dBuV dB/m dB dB cm deg 1 5250.00 86.03 ------ ------ 73.67 36.07 8.68 32.39 109 338 AVERAGE

Mode	135	
	Band Edge - R	
	U-NII-2A_5.25-5.35_ 802.11be EHT160 _CH50_Puncturing 40M 3_5250MHz	
ANT	5+7	
Pol.	Horizontal	Fundamental
Peak	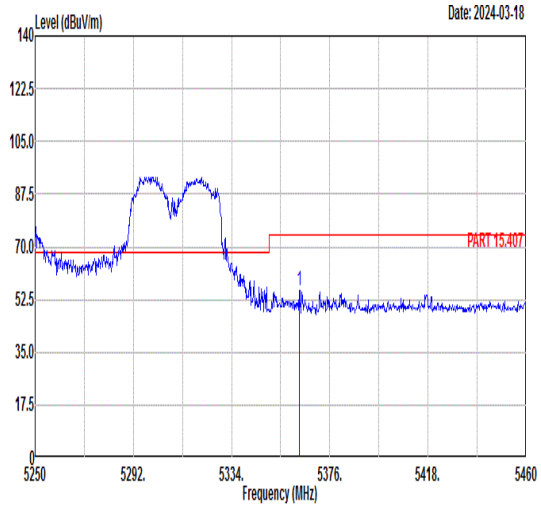 Freq Level Limit Line Margin Read Level Ant Factor Cable Loss Preamp Factor APos TPos Remark MHz dBuV/m dBuV/m dB dBuV dB/m dB dB cm deg 1 5362.98 55.69 74.00 -18.31 42.47 35.98 9.43 32.19 109 338 PEAK	Blank
Avg	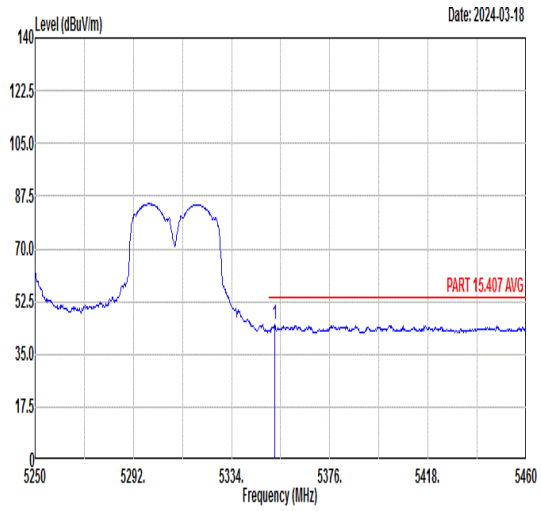 Freq Level Limit Line Margin Read Level Ant Factor Cable Loss Preamp Factor APos TPos Remark MHz dBuV/m dBuV/m dB dBuV dB/m dB dB cm deg 1 5352.48 44.69 54.00 -9.31 31.53 35.99 9.38 32.21 109 338 AVERAGE	Blank

Mode	135	
	Band Edge - L	
	U-NII-2A_5.25-5.35_ 802.11be EHT160 _CH50_Puncturing 40M 3_5250MHz	
ANT	5+7	
Pol.	Vertical	Fundamental
Peak	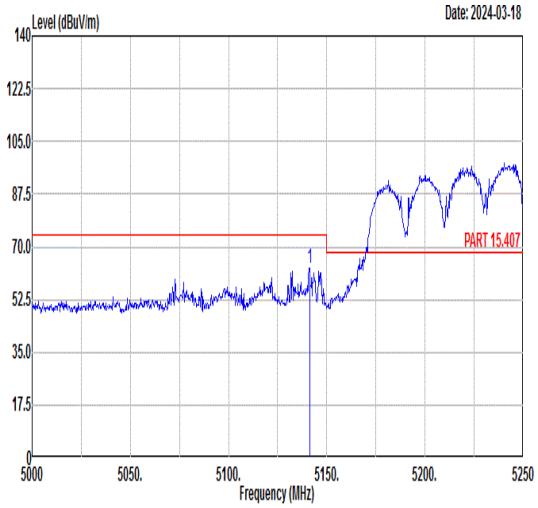 Freq Level Limit Line Margin Read Level Ant Factor Cable Loss Preamp Factor APos TPos Remark MHz dBuV/m dBuV/m dB dBuV dB/m dB dB cm deg 1 5141.25 62.86 74.00 -11.14 50.72 36.12 8.52 32.50 400 252 PEAK	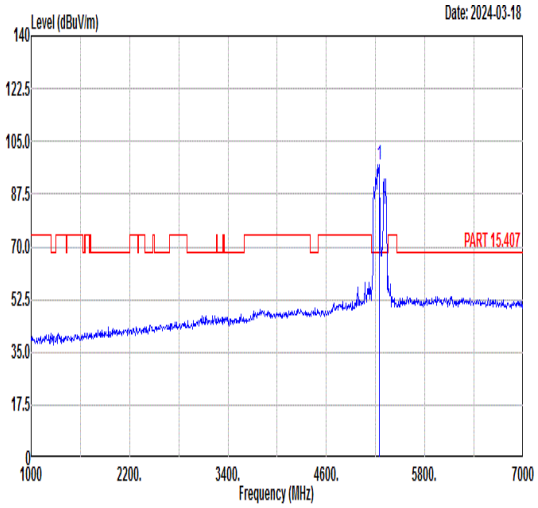 Freq Level Limit Line Margin Read Level Ant Factor Cable Loss Preamp Factor APos TPos Remark MHz dBuV/m dBuV/m dB dBuV dB/m dB dB cm deg 1 5250.00 97.00 ------ ------ 84.50 36.05 8.81 32.36 400 252 PEAK
Avg	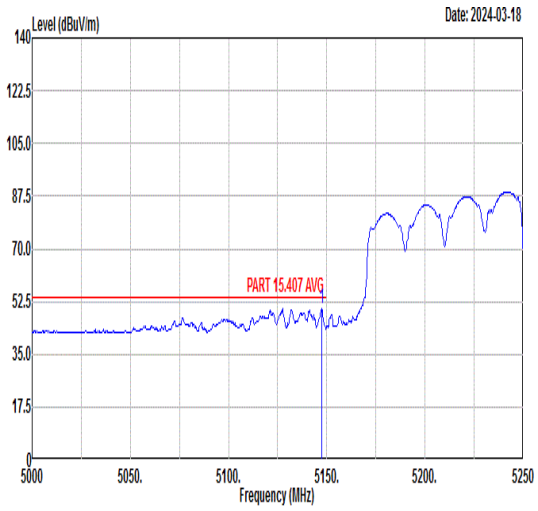 Freq Level Limit Line Margin Read Level Ant Factor Cable Loss Preamp Factor APos TPos Remark MHz dBuV/m dBuV/m dB dBuV dB/m dB dB cm deg 1 5147.25 50.35 54.00 -3.65 38.20 36.11 8.53 32.49 400 252 AVERAGE	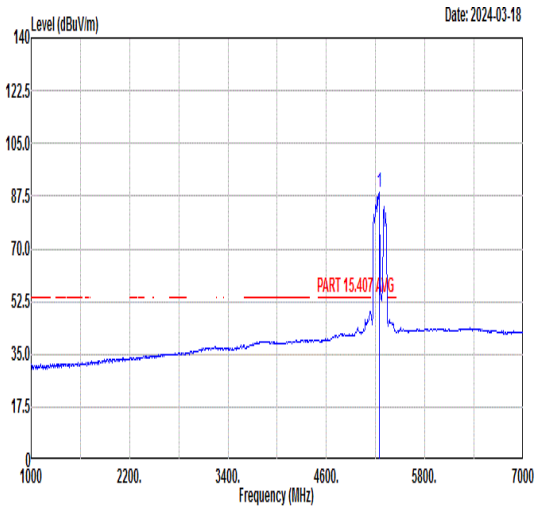 Freq Level Limit Line Margin Read Level Ant Factor Cable Loss Preamp Factor APos TPos Remark MHz dBuV/m dBuV/m dB dBuV dB/m dB dB cm deg 1 5250.00 88.86 ------ ------ 76.36 36.05 8.81 32.36 400 252 AVERAGE

Mode	135	
	Band Edge - R	
	U-NII-2A_5.25-5.35_ 802.11be EHT160 _CH50_Puncturing 40M 3_5250MHz	
ANT	5+7	
Pol.	Vertical	Fundamental
Peak	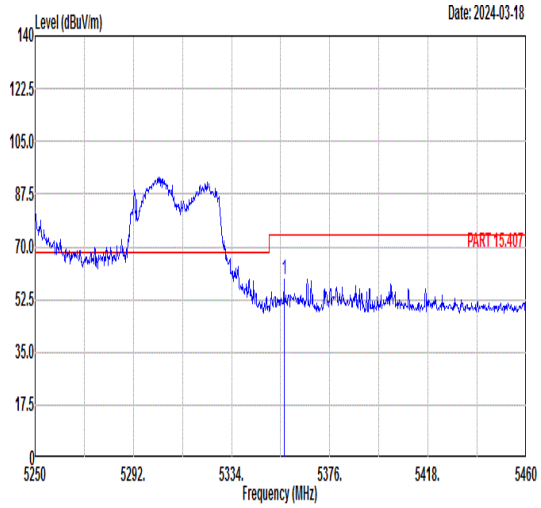 Freq Level Limit Line Margin Read Level Ant Factor Cable Loss Preamp Factor APos TPos Remark MHz dBuV/m dBuV/m dB dBuV dB/m dB dB cm deg 1 5356.47 59.23 74.00 -14.77 46.04 35.99 9.40 32.20 400 252 PEAK	Blank
Avg	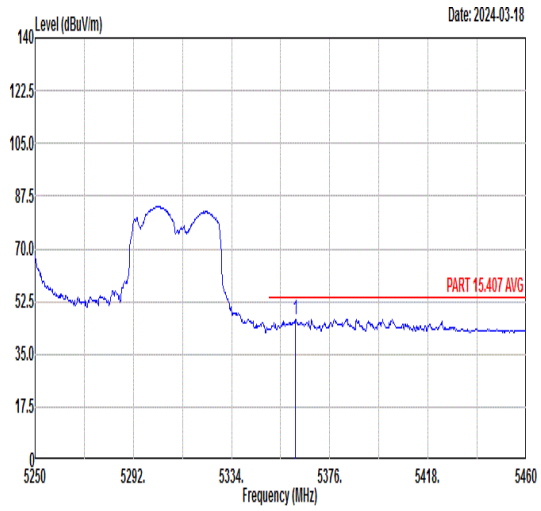 Freq Level Limit Line Margin Read Level Ant Factor Cable Loss Preamp Factor APos TPos Remark MHz dBuV/m dBuV/m dB dBuV dB/m dB dB cm deg 1 5361.30 46.59 54.00 -7.41 33.38 35.98 9.42 32.19 400 252 AVERAGE	Blank

Mode	136
	Band Edge - L
	U-NII-2C_5.47-5.725_ 802.11be EHT160 _CH114_Puncturing 40M ④ _5570MHz
ANT	5+7

Pol.	Horizontal	Fundamental
Peak	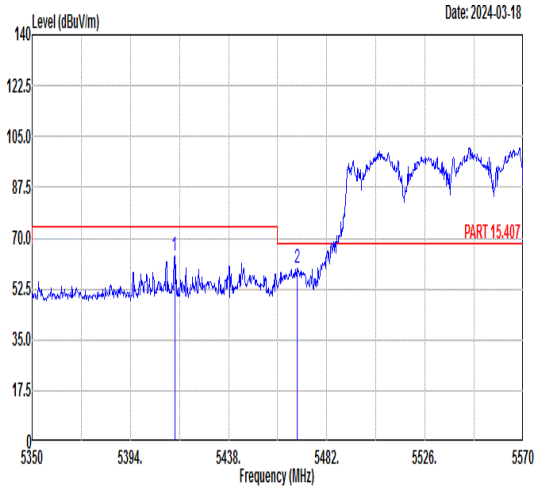 Freq Level Limit Line Margin Read Level Ant Factor Cable Loss Preamp Factor APos TPos Remark MHz dBuV/m dBuV/m dB dBuV dB/m dB dB cm deg 1 5413.80 63.85 74.00 -10.15 50.36 35.95 9.66 32.12 100 62 PEAK 2 5468.80 59.77 68.30 -8.53 46.20 35.92 9.69 32.04 100 62 PEAK	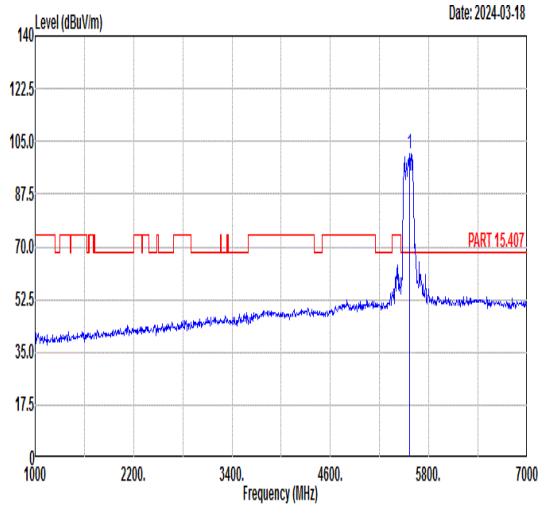 Freq Level Limit Line Margin Read Level Ant Factor Cable Loss Preamp Factor APos TPos Remark MHz dBuV/m dBuV/m dB dBuV dB/m dB dB cm deg 1 5570.00 101.12 ------ ------ 87.43 36.02 9.75 32.08 100 62 PEAK
Avg	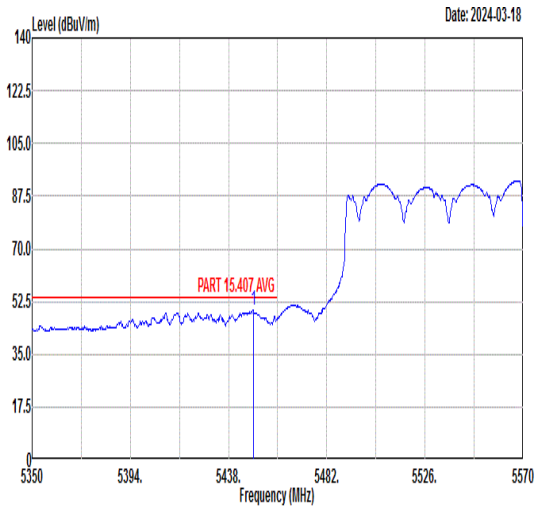 Freq Level Limit Line Margin Read Level Ant Factor Cable Loss Preamp Factor APos TPos Remark MHz dBuV/m dBuV/m dB dBuV dB/m dB dB cm deg 1 5449.00 49.60 54.00 -4.40 36.06 35.93 9.68 32.07 100 62 AVERAGE	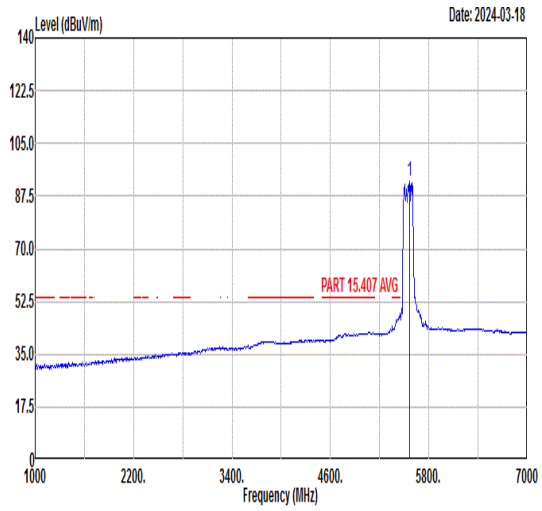 Freq Level Limit Line Margin Read Level Ant Factor Cable Loss Preamp Factor APos TPos Remark MHz dBuV/m dBuV/m dB dBuV dB/m dB dB cm deg 1 5570.00 92.35 ------ ------ 78.69 35.99 9.74 32.07 100 62 AVERAGE

Mode	136	
	Band Edge - R	
	U-NII-2C_5.47-5.725_ 802.11be EHT160 _CH114_Puncturing 40M ④ _5570MHz	
ANT	5+7	
Pol.	Horizontal	Fundamental
Peak	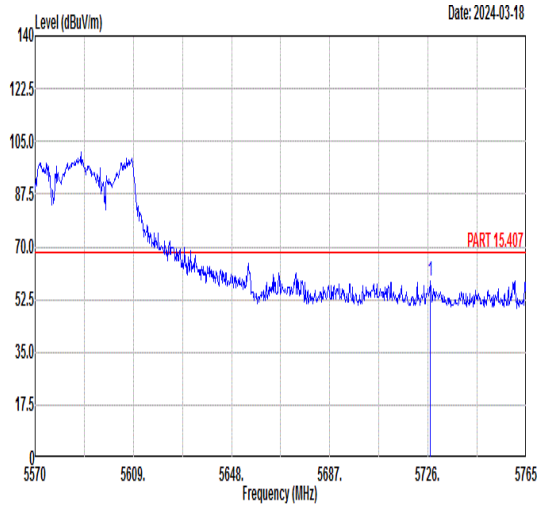 Freq Level Limit Line Margin Read Level Ant Factor Cable Loss Preamp Factor APos TPos Remark MHz dBuV/m dBuV/m dB dBuV dB/m dB dB cm deg 1 5726.78 58.68 68.30 -9.62 44.67 36.22 10.02 32.23 100 62 PEAK	Blank

Mode	136
	Band Edge - L
	U-NII-2C_5.47-5.725_ 802.11be EHT160 _CH114_Puncturing 40M ④ _5570MHz
ANT	5+7

Pol.	Vertical	Fundamental
Peak	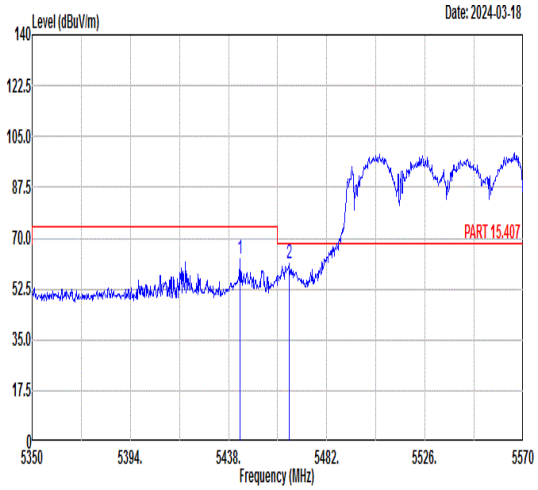 Freq Level Limit Line Margin Read Level Ant Factor Cable Loss Preamp Factor APos TPos Remark MHz dBuV/m dBuV/m dB dBuV dB/m dB dB cm deg 1 5443.28 63.05 74.00 -10.95 49.52 35.93 9.68 32.08 347 257 PEAK 2 5465.06 61.30 68.30 -7.00 47.74 35.92 9.69 32.05 347 257 PEAK	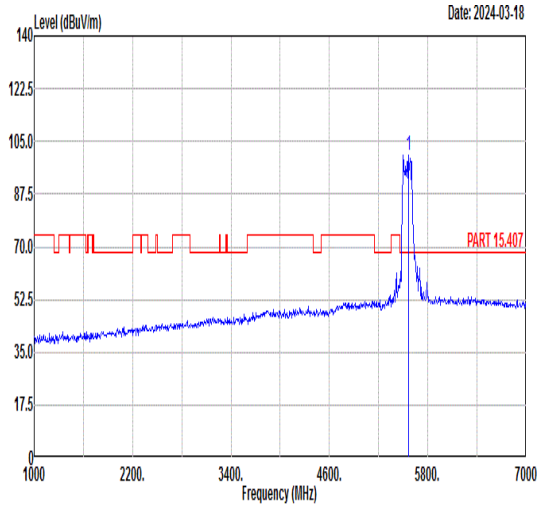 Freq Level Limit Line Margin Read Level Ant Factor Cable Loss Preamp Factor APos TPos Remark MHz dBuV/m dBuV/m dB dBuV dB/m dB dB cm deg 1 5570.00 100.31 ------ ------ 86.70 35.90 9.71 32.00 347 257 PEAK
Avg	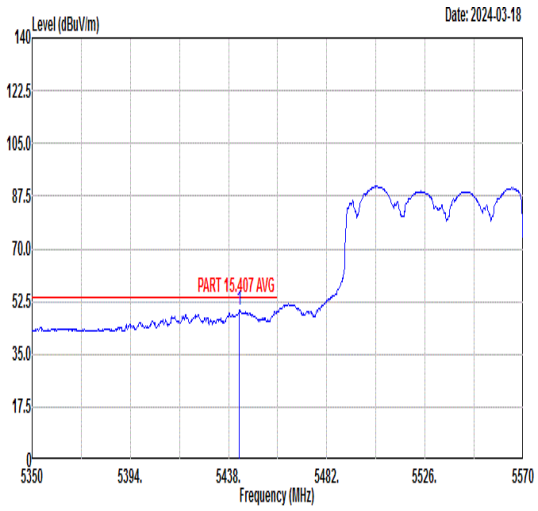 Freq Level Limit Line Margin Read Level Ant Factor Cable Loss Preamp Factor APos TPos Remark MHz dBuV/m dBuV/m dB dBuV dB/m dB dB cm deg 1 5442.84 49.68 54.00 -4.32 36.15 35.93 9.68 32.08 347 257 AVERAGE	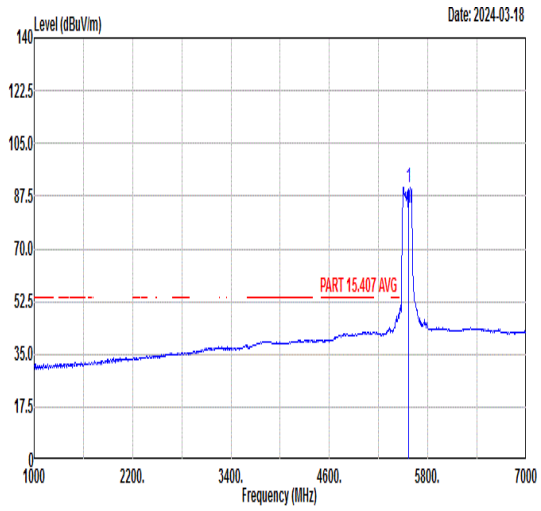 Freq Level Limit Line Margin Read Level Ant Factor Cable Loss Preamp Factor APos TPos Remark MHz dBuV/m dBuV/m dB dBuV dB/m dB dB cm deg 1 5570.00 90.45 ------ ------ 76.84 35.91 9.71 32.01 347 257 AVERAGE